

DRAGONAIR

A320/A321

OPERATIONS MANUAL

MINIMUM EQUIPMENT LIST

This volume forms part of the Operations Manual. It is issued by the Operations Department and is authorised by the General Manager (Operations).

Signed : 
Peter SANDERSON
General Manager Operations

The MEL Revision is based upon the EASA approved Airbus A320/A321 MMEL at Revision dated 29 November 2011.

The holder of this volume is responsible for its revision.

安全、質量及保安政策

安全、質量及保安是港龍航空的核心價值。藉著各員工絕不妥協地致力推行各種持續提升質量、保安及安全管理系統計劃，我們務求在這些方面均達到最高的水平。

港龍航空一直以來均十分重視及鼓勵任何有關運作安全及保安事件的報告。我們有既定政策，鼓勵每一位員工向公司匯報任何可能影響航班及地勤營運安全及保安的情況及資料，並積極推動這種文化。我們更製訂了一套程序，適用於航空安全報告、機艙安全報告、地勤安全報告、品質審計報告及保安審查報告所收集紀錄及發放的資訊，確保溝通可以在不受拘束的情況下進行。

我們亦確立機制，以量度及訂立在所有有關安全、質量及保安方面的主要表現水平，並以嚴謹的風險評審，按其重要性訂定改善措施的優先次序。

為建立互信關係，港龍航空推行公平文化的政策，決不會紀律處分任何匯報有關航班安全事件的員工。但如果有關資訊是來自其他來源，或員工刻意漠視既定的政策及程序，此項政策則不適用。我們希望從錯誤中學習，以不斷提升水平。

作為行政總裁，我自然責無旁貸，除致力履行承諾提供安全的運作及工作環境，我務請大家積極負責，讓港龍航空繼續在安全、品質及保安方面均達致最高的水平，讓顧客、員工及僱業夥伴均受惠，並保持公司在這方面的業界領導地位。



行政總裁 楊偉添

二〇一一年八月

楊偉添

SAFETY, QUALITY AND SECURITY POLICY

Safety, quality and security are core values of Dragonair. We are dedicated to achieving the highest standards in these disciplines by the uncompromising efforts and vigilance of every employee in implementing continuous quality improvement, security and safety management system programmes that are in place in Dragonair.

It is imperative that we have uninhibited reporting of all incidents and occurrences which compromise the safe and secure conduct of our operations. We have a policy of an open reporting culture where every employee is encouraged to communicate any information that may affect the integrity of flight and ground safety and security. Such communication is free of reprisal. Our method of collecting, recording and disseminating information obtained from Air Safety Reports, Cabin Safety Reports, Ground Safety Reports, Quality Audits and Security Inspections has been developed to achieve this aim.

We have established methods to measure and set key performance standards in all the safety, quality and security disciplines coupled with a rigorous process of risk assessment in order to prioritise the deployment of corrective actions in a timely and efficient manner.

To engender mutual trust, Dragonair has a just culture policy where it will not take disciplinary action against any employee who discloses an incident or occurrence involving safety. This policy shall not apply to information received by the company from a source other than the employee, or when the employee knowingly disregards established policies and procedures. We constantly improve our standards by learning from our own mistakes and errors as well as those made by others.

As the Chief Executive Officer I am ultimately accountable and fully committed to providing a safe operational and working environment. However I require you all to take responsibility to ensure Dragonair maintain its industry position as a leader in providing our customers, employees and business partners with the highest level of safety, quality and security.

Patrick Yeung
Chief Executive Officer
August 2011

KASOCPMS-201108-REV2



POLICY STATEMENTS

COMMANDER/PILOT IN COMMAND/PIC

The term "Commander" throughout the Operations manuals is synonymous with "Pilot in Command (PIC)"

CREW RESOURCE MANAGEMENT (CRM)

Dragonair is committed to the application of modern Crew Resource Management principles in Flight Operations. CRM principles of today are considered by Hong Kong Dragon Airlines to provide the most proven methods of achieving effective leadership and communication, aimed at the promotion of safe and efficient flight. While traditional high standards of technical excellence remain the cornerstone of the airline, it is recognised that effective team management is essential. This must involve the promotion of a comfortable and understanding working environment, especially in multi-cultural crew situations, through clear and unambiguous communication and task sharing. It is Company Policy that CRM principles will be promoted and adopted by all persons in Flight Operations.

AUTOMATION

It is Dragonair policy to regard Automation as a tool to be used, but not blindly relied upon. At all times, flight crew must be aware of what automation is doing, and if not understood, or not requested, reversion to basic modes of operation must be made immediately without analysis or delay. Trainers must ensure that all flight crew are taught with emphasis how to quickly revert to basic modes when necessary. In the man-machine interface, man is still in charge.

QUALITY MANAGEMENT

Dragonair is committed to the application of a Quality Management System in Flight Operations. To this end the management system is defined in OM Part A and shall be complied with for all future policy and procedural development.

GENDER

Masculine terms in all the operations manuals, such as he, him or his also imply the female gender.

ELECTRONIC MANUALS

Electronic manuals are an established means of communicating information and data in support of a wide range of FOP activities. Access to electronic manuals is available to all approved users via Dragonet. All FOP staff are encouraged to utilise electronic manuals on a routine and ongoing basis. Electronic manuals posted on Dragonet represent the latest revised versions and, where differences exist with physical documentation, are considered to be the master source. In some cases manuals can be downloaded directly onto storage devices for offline use. Persons utilising information and data in this manner must be careful to ensure that it represents the latest in-use version available on Dragonet.

STANDARD OPERATING PROCEDURES

Airbus customized FCOM chapters and QRH as well as Dragonair customized FCOM and QRH chapters are accepted as the Standard operating Procedures for Dragonair. Where there is a difference between Airbus and Dragonair customized material, the latter is the overriding authority.

DESIGNATED COMMON LANGUAGE

It is Dragonair Policy that English shall be the designated common language for Flight Operations. All communications pertaining to Flight Operations, whether oral or written will be conducted in English. This includes all oral communications between Flight Crew within the Cockpit, and between the Flight Crew and all other staff (includes the Cabin Crew, Ground Handling Personnel, Passengers, Air Traffic Control and any other ground station or aircraft). All operational documentation including training materials shall be written in English. All Flight Crew and Cabin Crew training activities and evaluations shall be conducted in English.

Signed: _____

General Manager Operations

(01 OCT 10)



INTENTIONALLY BLANK



AIRBUS

A320/A321



DRAGONAIR


MINIMUM EQUIPMENT LIST

The content of this document is the property of Airbus. It is supplied in confidence and commercial security on its contents must be maintained. It must not be used for any purpose other than that for which it is supplied, nor may information contained in it be disclosed to unauthorized persons. It must not be reproduced in whole or in part without permission in writing from the owners of the copyright.

© AIRBUS 2005. All rights reserved.

AIRBUS S.A.S
CUSTOMER SERVICES DIRECTORATE
31707 BLAGNAC CEDEX
FRANCE

Intentionally left blank

 DRAGONAIR A320/A321 MINIMUM EQUIPMENT LIST	TRANSMITTAL LETTER
--	---------------------------

Issue date: 29 NOV 11

This is the first issue of the MINIMUM EQUIPMENT LIST dated 29 NOV 11 for the A320/A321




DRAGONAIR

A320/A321

MINIMUM EQUIPMENT LIST

TRANSMITTAL LETTER

Intentionally left blank

 DRAGONAIR A320/A321 MINIMUM EQUIPMENT LIST	FILING INSTRUCTIONS
--	----------------------------

Please incorporate the revision as follow:

Localization Subsection Title	Remove	Insert
		Rev. Date

No filing instructions



DRAGONAIR

A320/A321

MINIMUM EQUIPMENT LIST

FILING INSTRUCTIONS

Intentionally left blank

PRELIMINARY PAGES

Intentionally left blank



DRAGONAIR
A320/A321
MINIMUM EQUIPMENT LIST

PRELIMINARY PAGES

TABLE OF CONTENTS

PLP PRELIMINARY PAGES

TABLE OF CONTENTS
LIST OF EFFECTIVE SECTIONS/SUBSECTIONS
AIRCRAFT ALLOCATION TABLE
LIST OF MODIFICATIONS

GEN General

HOW How to Use

ME MEL Entries

MI MEL Items

MO MEL Operational Procedures



DRAGONAIR

A320/A321
MINIMUM EQUIPMENT LIST

PRELIMINARY PAGES
TABLE OF CONTENTS

Intentionally left blank



DRAGONAIR
A320/A321
MINIMUM EQUIPMENT LIST

PRELIMINARY PAGES
LIST OF EFFECTIVE SECTIONS/SUBSECTIONS

M⁽¹⁾	Localization	Subsection Title	Rev. Date
	GEN	General	29 NOV 11
	HOW	How to Use	29 NOV 11
	ME-21	Air Conditioning	29 NOV 11
	ME-22	Auto Flight	29 NOV 11
	ME-23	Communications	29 NOV 11
	ME-24	Electrical Power	29 NOV 11
	ME-26	Fire Protection	29 NOV 11
	ME-27	Flight Controls	29 NOV 11
	ME-28	Fuel	29 NOV 11
	ME-29	Hydraulic Power	29 NOV 11
	ME-30	Ice and Rain Protection	29 NOV 11
	ME-31	Indicating/Recording Systems	29 NOV 11
	ME-32	Landing Gear	29 NOV 11
	ME-34	Navigation	29 NOV 11
	ME-36	Pneumatic	29 NOV 11
	ME-46	Information Systems	29 NOV 11
	ME-49	Airborne Auxiliary Power	29 NOV 11
	ME-52	Doors	29 NOV 11
	ME-70	Engine	29 NOV 11
	MI-00-01	Approval Reference	29 NOV 11
	MI-00-02	Introduction to the MEL	29 NOV 11
	MI-00-03	Criteria for Dispatch	29 NOV 11
	MI-00-04	Maintenance Action	29 NOV 11
	MI-00-05	Repair Interval	29 NOV 11
	MI-00-06	Repair Interval Extension	29 NOV 11
	MI-00-07	Definitions	29 NOV 11
	MI-00-08	ECAM and MAINTENANCE STATUS	29 NOV 11
	MI-21-00	MAINTENANCE Messages on the STATUS SD page	29 NOV 11
	MI-21-01-01	AIR COND Overhead Panel	29 NOV 11
	MI-21-01-02	CABIN PRESS Overhead Panel	29 NOV 11
	MI-21-01-03	CARGO VENT Overhead Panel	29 NOV 11
	MI-21-01-04	VENTILATION Overhead Panel	29 NOV 11
	MI-21-07-01	Indications on the BLEED SD page	29 NOV 11
	MI-21-07-02	Indications on the CAB PRESS SD page	29 NOV 11
	MI-21-07-03	Indications on the COND SD page	29 NOV 11
	MI-21-07-04	Indications on the CRUISE SD page	29 NOV 11
	MI-21-09	ECAM Alerts	29 NOV 11
	MI-21-21	Air Distribution and Recirculation	29 NOV 11
	MI-21-23	Lavatory and Galley Ventilation	29 NOV 11
	MI-21-26	Avionics Equipment Ventilation	29 NOV 11
	MI-21-28	Cargo Compartment Ventilation	29 NOV 11



DRAGONAIR

A320/A321
MINIMUM EQUIPMENT LIST

PRELIMINARY PAGES
LIST OF EFFECTIVE SECTIONS/SUBSECTIONS

M⁽¹⁾	Localization	Subsection Title	Rev. Date
	MI-21-31	Pressure Control and Monitoring	29 NOV 11
	MI-21-51	Pack Flow Control	29 NOV 11
	MI-21-52	Air Cooling System	29 NOV 11
	MI-21-55	Emergency Ram Air Inlet	29 NOV 11
	MI-21-61	Pack Temperature Control	29 NOV 11
	MI-21-63	Cockpit and Cabin Temperature Control	29 NOV 11
	MI-22-01	FLT CTL Overhead Panel	29 NOV 11
	MI-22-05	FMA Indications on the PFD	29 NOV 11
	MI-22-10	Autopilot/Flight Director (AP/FD)	29 NOV 11
	MI-22-30	Autothrust	29 NOV 11
	MI-22-60	Flight Augmentation (FAC)	29 NOV 11
	MI-22-70	Flight Management System (FMS)	29 NOV 11
	MI-22-81-01	Auto Flight Control Panel (FCU)	29 NOV 11
	MI-22-81-02	EFIS Control Panel (FCU)	29 NOV 11
	MI-22-81-03	FCU Channel	29 NOV 11
	MI-22-82	Multipurpose Control and Display Unit (MCDU)	29 NOV 11
	MI-22-83	Flight Management and Guidance Computer (FMGC)	29 NOV 11
	MI-23-00	MAINTENANCE Message on the STATUS SD page	29 NOV 11
	MI-23-01-01	RCDR Overhead Panel	29 NOV 11
	MI-23-01-02	CALLS Overhead Panel	29 NOV 11
	MI-23-01-03	AUDIO SWITCHING Overhead Panel	29 NOV 11
	MI-23-09	ECAM Alerts	29 NOV 11
	MI-23-10	Speech Communication	29 NOV 11
	MI-23-13	Radio Management	29 NOV 11
	MI-23-20	Data Transmission and Automatic Calling	29 NOV 11
	MI-23-31	Passenger Address System	29 NOV 11
	MI-23-40	Interphone	29 NOV 11
	MI-23-51	Audio Management	29 NOV 11
	MI-23-52	Audio Control Panel (ACP)	29 NOV 11
	MI-23-71	Cockpit Voice Recorder (CVR)	29 NOV 11
	MI-23-72	Cabin Surveillance	29 NOV 11
	MI-23-73-01	Cabin Intercommunication Data System (CIDS)	29 NOV 11
	MI-23-73-02	DEU A	29 NOV 11
	MI-23-73-03	DEU B	29 NOV 11
	MI-23-73-04	Cabin Individual Call	29 NOV 11
	MI-23-73-05	Cabin Loudspeaker	29 NOV 11
	MI-23-73-06	Handset	29 NOV 11
	MI-23-73-07	Prerecorded Announcement and Music Reproducer (PRAM)	29 NOV 11
	MI-23-73-08	Cabin Assignment Module (CAM)	29 NOV 11
	MI-23-73-10	Smoke Detection Function	29 NOV 11
	MI-23-74	Cabin Crew Panel	29 NOV 11



DRAGONAIR
A320/A321
MINIMUM EQUIPMENT LIST

PRELIMINARY PAGES
LIST OF EFFECTIVE SECTIONS/SUBSECTIONS

M⁽¹⁾	Localization	Subsection Title	Rev. Date
	MI-24-00	MAINTENANCE Messages on the STATUS SD page	29 NOV 11
	MI-24-01-01	ELEC Overhead Panel	29 NOV 11
	MI-24-01-02	EMER ELEC PWR Overhead Panel	29 NOV 11
	MI-24-07	Indications on the ELEC SD page	29 NOV 11
	MI-24-09	ECAM Alerts	29 NOV 11
	MI-24-22	AC Main Generation	29 NOV 11
	MI-24-23	AC Auxiliary Generation	29 NOV 11
	MI-24-24	AC Emergency Generation	29 NOV 11
	MI-24-25	AC Essential Generation Switching	29 NOV 11
	MI-24-26	Galley and Commercial Supply System	29 NOV 11
	MI-24-28	Static Inverter AC Generation	29 NOV 11
	MI-24-32	DC Main Generation (TR 1, TR 2)	29 NOV 11
	MI-24-34	DC Emergency Generation (ESS TR)	29 NOV 11
	MI-24-35	DC Essential and Normal Generation Switching	29 NOV 11
	MI-24-38	DC Battery Generation	29 NOV 11
	MI-24-41	AC External Power Control	29 NOV 11
	MI-25-07	Indications on the DOOR/OXY SD page	29 NOV 11
	MI-25-11	Pilot Seats	29 NOV 11
	MI-25-12	Third and Fourth Occupant Seats	29 NOV 11
	MI-25-13	Lining and Furnishings	29 NOV 11
	MI-25-20	Cabin Seats	29 NOV 11
	MI-25-35	Galley Equipment	29 NOV 11
	MI-25-40	Lavatories	29 NOV 11
	MI-25-45	Cabin Furnishings	29 NOV 11
	MI-25-50	Cargo Compartments	29 NOV 11
	MI-25-62	Cabin Escape Facilities	29 NOV 11
	MI-25-63	Evacuation Signaling Equipment	29 NOV 11
	MI-25-64	First Aid Equipment	29 NOV 11
	MI-25-65	Emergency Equipment	29 NOV 11
	MI-25-66	Floatation and Survival Equipment	29 NOV 11
	MI-26-00	MAINTENANCE Message on the STATUS SD page	29 NOV 11
	MI-26-01-01	FIRE Overhead Panel	29 NOV 11
	MI-26-01-02	CARGO SMOKE Overhead Panel	29 NOV 11
	MI-26-12	Engine Fire and Overheat Detection	29 NOV 11
	MI-26-13	APU Fire and Overheat Detection	29 NOV 11
	MI-26-15	Avionics Compartment Smoke Detection	29 NOV 11
	MI-26-16	Cargo Compartment Smoke Detection	29 NOV 11
	MI-26-17	Lavatory Smoke Detection	29 NOV 11
	MI-26-22	APU Fire Extinguishing	29 NOV 11
	MI-26-23	Cargo Compartment Fire Extinguishing	29 NOV 11
	MI-26-24	Portable Fire Extinguisher	29 NOV 11



DRAGONAIR

A320/A321
MINIMUM EQUIPMENT LIST

PRELIMINARY PAGES
LIST OF EFFECTIVE SECTIONS/SUBSECTIONS

M⁽¹⁾	Localization	Subsection Title	Rev. Date
	MI-26-25	Lavatory Fire Extinguishing	29 NOV 11
	MI-27-00	MAINTENANCE Messages on the STATUS SD page	29 NOV 11
	MI-27-01-01	FLT CTL Overhead Panel	29 NOV 11
	MI-27-07	Indications on SD pages	29 NOV 11
	MI-27-08	Indications on the EWD	29 NOV 11
	MI-27-14	Aileron and Hydraulic Actuation	29 NOV 11
	MI-27-21	Rudder Mechanical Control	29 NOV 11
	MI-27-22	Rudder Trim Actuation	29 NOV 11
	MI-27-23	Artificial feel and rudder travel limiting actuation	29 NOV 11
	MI-27-34	Elevator and Hydraulic Actuation	29 NOV 11
	MI-27-40	Trimmable Horizontal Stabilizer (THS)	29 NOV 11
	MI-27-51	Flaps Electrical Control and Monitoring	29 NOV 11
	MI-27-54	Flaps Hydraulic Actuation and Power Transmission	29 NOV 11
	MI-27-64	Spoiler Hydraulic Actuation	29 NOV 11
	MI-27-81	Slats Electrical Control and Monitoring	29 NOV 11
	MI-27-84	Slats Hydraulic Actuation and Power Transmission	29 NOV 11
	MI-27-92	Electrical Flight Control System (EFCS) Control Inputs and Power Supply	29 NOV 11
	MI-27-93	ELAC System (Elevator Aileron Computer)	29 NOV 11
	MI-27-94	SEC System (Spoiler and Elevator Computer)	29 NOV 11
	MI-27-95	FCDC System (Flight Control Data Concentrator)	29 NOV 11
	MI-28-00	MAINTENANCE Message on the STATUS SD page	29 NOV 11
	MI-28-01-01	FUEL Overhead Panel	29 NOV 11
	MI-28-07-01	Fuel Quantity Indications on the FUEL SD page	29 NOV 11
	MI-28-07-02	Fuel Temperature Indications on the FUEL SD page	29 NOV 11
	MI-28-07-03	Tank Pump Indications on the FUEL SD page	29 NOV 11
	MI-28-07-04	Valve Indications on the FUEL SD page	29 NOV 11
	MI-28-09	ECAM Alerts	29 NOV 11
	MI-28-12	Tank Venting System	29 NOV 11
	MI-28-15	Intercell Transfer System	29 NOV 11
	MI-28-20	Distribution	29 NOV 11
	MI-28-21	Main Fuel Pump System	29 NOV 11
	MI-28-22	APU Fuel Pump System	29 NOV 11
	MI-28-23	Crossfeed System	29 NOV 11
	MI-28-24	Engine LP Fuel Shutoff	29 NOV 11
	MI-28-25	Refuel/Defuel System	29 NOV 11
	MI-28-26	Main Transfer System	29 NOV 11
	MI-28-28	Additional Center Tank Transfer System	29 NOV 11
	MI-28-29	APU LP Fuel Shutoff	29 NOV 11
	MI-28-43	Manual Magnetic Indicators	29 NOV 11
	MI-28-46	Tank Level Sensing	29 NOV 11



DRAGONAIR
A320/A321
MINIMUM EQUIPMENT LIST

PRELIMINARY PAGES
LIST OF EFFECTIVE SECTIONS/SUBSECTIONS

M⁽¹⁾	Localization	Subsection Title	Rev. Date
	MI-28-50	Fuel Management	29 NOV 11
	MI-29-01-01	HYD Overhead Panel	29 NOV 11
	MI-29-01-02	Maintenance HYD Overhead Panel	29 NOV 11
	MI-29-07	Indications on the HYD SD page	29 NOV 11
	MI-29-09	ECAM Alerts	29 NOV 11
	MI-29-10	Main Hydraulic Power	29 NOV 11
	MI-29-22	Blue Auxiliary Hydraulic Power	29 NOV 11
	MI-29-23	Power Transfer	29 NOV 11
	MI-29-24	Yellow Auxiliary Hydraulic Power	29 NOV 11
	MI-30-01-01	ANTI ICE Overhead Panel	29 NOV 11
	MI-30-01-02	WIPER Overhead Panel	29 NOV 11
	MI-30-07	Indications on the BLEED SD page	29 NOV 11
	MI-30-11	Wing Ice Protection	29 NOV 11
	MI-30-21	Engine Air Intake Ice Protection	29 NOV 11
	MI-30-31	Probe Ice Protection	29 NOV 11
	MI-30-42	Windshield Anti-Icing and Defogging	29 NOV 11
	MI-30-45	Windshield Rain Protection	29 NOV 11
	MI-30-71	Waste Water Ice Protection	29 NOV 11
	MI-30-81	Ice Detection	29 NOV 11
	MI-31-00	MAINTENANCE Message on the STATUS SD page	29 NOV 11
	MI-31-05	Indications on the Primary Flight Display (PFD)	29 NOV 11
	MI-31-06	Indications on the Navigation Display (ND)	29 NOV 11
	MI-31-07	Indications on the System Display (SD)	29 NOV 11
	MI-31-08	Indications on the Engine Warning Display (EWD)	29 NOV 11
	MI-31-20	Independent Instruments	29 NOV 11
	MI-31-30	Centralized Fault Display System (CFDS) and Data Recording System	29 NOV 11
	MI-31-38	Up and Down Data Loading System Acquisition/Interface and Equipment	29 NOV 11
	MI-31-53	Flight Warning Computer (FWC)	29 NOV 11
	MI-31-55	System Data Acquisition Concentrator (SDAC)	29 NOV 11
	MI-31-56	ECAM Control Panel (ECP)	29 NOV 11
	MI-31-62	Display Management Computer (DMC)	29 NOV 11
	MI-31-63	Display Unit (DU)	29 NOV 11
	MI-31-68	Switching Panel	29 NOV 11
	MI-32-07	Indications on the WHEEL SD page	29 NOV 11
	MI-32-09	ECAM Alerts	29 NOV 11
	MI-32-11	Main Gear	29 NOV 11
	MI-32-12	Main Gear Doors	29 NOV 11
	MI-32-31	Normal Extension and Retraction	29 NOV 11
	MI-32-32	Proximity Detector System	29 NOV 11



DRAGONAIR

A320/A321
MINIMUM EQUIPMENT LIST

PRELIMINARY PAGES
LIST OF EFFECTIVE SECTIONS/SUBSECTIONS

M⁽¹⁾	Localization	Subsection Title	Rev. Date
	MI-32-33	Free Fall Extension	29 NOV 11
	MI-32-41	Wheels	29 NOV 11
	MI-32-42	Normal Braking	29 NOV 11
	MI-32-44	Alternate Braking	29 NOV 11
	MI-32-45	Parking/Ultimate Emergency Braking	29 NOV 11
	MI-32-47	Brake Temperature System	29 NOV 11
	MI-32-48	Brake Cooling	29 NOV 11
	MI-32-51	Steering	29 NOV 11
	MI-32-61	Landing Gear Panel on the Center Instrument Panel	29 NOV 11
	MI-33-01-01	ANN LT Overhead Panel	29 NOV 11
	MI-33-01-02	SIGNS Overhead Panel	29 NOV 11
	MI-33-10	Cockpit General Illumination	29 NOV 11
	MI-33-20	Cabin General Illumination	29 NOV 11
	MI-33-30	Cargo and Service Compartment Lighting	29 NOV 11
	MI-33-40	Exterior Lighting	29 NOV 11
	MI-33-51	Cabin Emergency Lighting	29 NOV 11
	MI-34-00	MAINTENANCE Messages on the STATUS SD page	29 NOV 11
	MI-34-01-01	ADIRS Overhead Panel	29 NOV 11
	MI-34-01-02	GPWS Overhead Panel	29 NOV 11
	MI-34-05	Indications on the Primary Flight Display (PFD)	29 NOV 11
	MI-34-06	Indications on the Navigation Display (ND)	29 NOV 11
	MI-34-10	Air Data/Inertial Reference System (ADIRS)	29 NOV 11
	MI-34-11	Sensors	29 NOV 11
	MI-34-21	Altitude and Airspeed Standby Data	29 NOV 11
	MI-34-22	Attitude and Heading Standby Data	29 NOV 11
	MI-34-23	Integrated Standby Instrument System (ISIS)	29 NOV 11
	MI-34-30	Landing and Taxiing Aid	29 NOV 11
	MI-34-40	GPWS/TAWS, Radio Altimeter, TCAS, Weather Radar	29 NOV 11
	MI-34-50	ATC and Radio/GPS Navigation Systems	29 NOV 11
	MI-35-01-01	OXYGEN Overhead Panel	29 NOV 11
	MI-35-07	Indications on the DOOR/OXY SD page	29 NOV 11
	MI-35-10	Crew Oxygen	29 NOV 11
	MI-35-20	Passenger Oxygen	29 NOV 11
	MI-35-30	Portable Oxygen	29 NOV 11
	MI-36-00	MAINTENANCE Message on the STATUS SD page	29 NOV 11
	MI-36-01	AIR COND Overhead Panel	29 NOV 11
	MI-36-07	Indications on the BLEED SD page	29 NOV 11
	MI-36-11	Engine Bleed Air Supply System	29 NOV 11
	MI-36-12	APU Bleed Air Supply and Crossbleed Systems	29 NOV 11
	MI-36-22	Leak Detection Loop	29 NOV 11
	MI-46-21	Air Traffic and Information Management System	29 NOV 11



DRAGONAIR
A320/A321
MINIMUM EQUIPMENT LIST

PRELIMINARY PAGES
LIST OF EFFECTIVE SECTIONS/SUBSECTIONS

M⁽¹⁾	Localization	Subsection Title	Rev. Date
	MI-47-00	MAINTENANCE Message on the STATUS SD page	29 NOV 11
	MI-49-00	MAINTENANCE Message on the STATUS SD page	29 NOV 11
	MI-49-01	APU Overhead Panel	29 NOV 11
	MI-49-07	Indications on the APU SD page	29 NOV 11
	MI-49-10	Power Plant	29 NOV 11
	MI-52-01-01	CKPT DOOR CONT Normal Overhead Panel	29 NOV 11
	MI-52-07	Indications on the DOOR/OXY SD page	29 NOV 11
	MI-52-10	Passenger/Crew Door	29 NOV 11
	MI-52-30	Cargo Door	29 NOV 11
	MI-52-33	Bulk Cargo Compartment Door	29 NOV 11
	MI-52-51	Reinforced Cockpit Door (CDLS)	29 NOV 11
	MI-52-53	COCKPIT DOOR Panel on the Center Pedestal	29 NOV 11
	MI-56-10	Cockpit	29 NOV 11
	MI-56-20	Cabin	29 NOV 11
	MI-70-00	MAINTENANCE Messages on the STATUS SD page	29 NOV 11
	MI-73-07	Indications on the ENGINE SD page	29 NOV 11
	MI-73-08	Indications on the EWD	29 NOV 11
	MI-73-09	ECAM Alert	29 NOV 11
	MI-73-10	Distribution	29 NOV 11
	MI-73-20	Controlling	29 NOV 11
	MI-74-07	Indications on the ENGINE SD page	29 NOV 11
	MI-74-09	ECAM Alert	29 NOV 11
	MI-74-31	Ignition Starting and Continuous Relight	29 NOV 11
	MI-76-11	Throttle Control	29 NOV 11
	MI-77-07-01	Indications on the CRUISE SD page	29 NOV 11
	MI-77-07-02	Indications on the ENGINE SD page	29 NOV 11
	MI-77-08	Indications on the EWD	29 NOV 11
	MI-78-08	Indications on the EWD	29 NOV 11
	MI-78-30	Thrust Reversers	29 NOV 11
	MI-79-07	Indications on the ENGINE SD page	29 NOV 11
	MI-79-09	ECAM Alerts	29 NOV 11
	MI-79-20	Distribution	29 NOV 11
	MI-80-01	ENG MAN START Overhead Panel	29 NOV 11
	MI-80-07	Indication on the ENGINE SD page	29 NOV 11
	MI-80-11	Pneumatic Starter and Valve System	29 NOV 11
	MI-80-12	ENG MASTER Panel on the Center Pedestal	29 NOV 11
	MO-21-09	ECAM Alerts	29 NOV 11
	MO-21-23	Lavatory and Galley Ventilation	29 NOV 11
	MO-21-26	Avionics Equipment Ventilation	29 NOV 11
	MO-21-28	Cargo Compartment Ventilation	29 NOV 11
	MO-21-31	Pressure Control and Monitoring	29 NOV 11

**DRAGONAIR****A320/A321**
MINIMUM EQUIPMENT LIST**PRELIMINARY PAGES**
LIST OF EFFECTIVE SECTIONS/SUBSECTIONS

M⁽¹⁾	Localization	Subsection Title	Rev. Date
	MO-21-51	Pack Flow Control	29 NOV 11
	MO-21-52	Air Cooling System	29 NOV 11
	MO-21-61	Pack Temperature Control	29 NOV 11
	MO-21-63	Cockpit and Cabin Temperature Control	29 NOV 11
	MO-22-05	FMA Indications on the PFD	29 NOV 11
	MO-22-10	Autopilot/Flight Director (AP/FD)	29 NOV 11
	MO-22-30	Autothrust	29 NOV 11
	MO-22-60	Flight Augmentation (FAC)	29 NOV 11
	MO-22-70	Flight Management System (FMS)	29 NOV 11
	MO-22-81-01	Auto Flight Control Panel (FCU)	29 NOV 11
	MO-22-83	Flight Management and Guidance Computer (FMGC)	29 NOV 11
	MO-23-01-01	RCDR Overhead Panel	29 NOV 11
	MO-23-09	ECAM Alerts	29 NOV 11
	MO-23-40	Interphone	29 NOV 11
	MO-23-51	Audio Management	29 NOV 11
	MO-23-52	Audio Control Panel (ACP)	29 NOV 11
	MO-23-72	Cockpit Door Surveillance System (CDSS)	29 NOV 11
	MO-23-73-02	DEU A	29 NOV 11
	MO-23-73-03	DEU B	29 NOV 11
	MO-23-73-05	Cabin Loudspeaker	29 NOV 11
	MO-23-73-06	Handset	29 NOV 11
	MO-23-73-07	Prerecorded Announcement and Music Reproducer (PRAM)	29 NOV 11
	MO-23-74	Cabin Crew Panel	29 NOV 11
	MO-24-01-01	ELEC Overhead Panel	29 NOV 11
	MO-24-07	Indications on the ELEC SD page	29 NOV 11
	MO-24-09	ECAM Alerts	29 NOV 11
	MO-24-22	AC Main Generation	29 NOV 11
	MO-24-25	AC Essential Generation Switching	29 NOV 11
	MO-24-26	Galley and Commercial Supply System	29 NOV 11
	MO-24-32	DC Main Generation (TR 1, TR 2)	29 NOV 11
	MO-24-38	DC Battery Generation	29 NOV 11
	MO-25-07	Indications on the DOOR/OXY SD page	29 NOV 11
	MO-25-11	Pilot Seats	29 NOV 11
	MO-25-12	Third and Fourth Occupant Seats	29 NOV 11
	MO-25-20	Cabin Seats	29 NOV 11
	MO-25-35	Galley Equipment	29 NOV 11
	MO-25-40	Lavatories	29 NOV 11
	MO-25-63	Evacuation Signaling Equipment	29 NOV 11
	MO-26-15	Avionics Compartment Smoke Detection	29 NOV 11
	MO-26-17	Lavatory Smoke Detection	29 NOV 11
	MO-26-25	Lavatory Fire Extinguishing	29 NOV 11



DRAGONAIR
A320/A321
MINIMUM EQUIPMENT LIST

PRELIMINARY PAGES
LIST OF EFFECTIVE SECTIONS/SUBSECTIONS

M⁽¹⁾	Localization	Subsection Title	Rev. Date
	MO-27-07	Indications on SD pages	29 NOV 11
	MO-27-14	Aileron and Hydraulic Actuation	29 NOV 11
	MO-27-21	Rudder Mechanical Control	29 NOV 11
	MO-27-22	Rudder Trim Actuation	29 NOV 11
	MO-27-40	Trimmable Horizontal Stabilizer (THS)	29 NOV 11
	MO-27-51	Flaps Electrical Control and Monitoring	29 NOV 11
	MO-27-64	Spoiler Hydraulic Actuation	29 NOV 11
	MO-27-92	Electrical Flight Control System (EFCS) Control Inputs and Power Supply	29 NOV 11
	MO-27-93	ELAC System (Elevator Aileron Computer)	29 NOV 11
	MO-27-94	SEC System (Spoiler and Elevator Computer)	29 NOV 11
	MO-27-95	FCDC System (Flight Control Data Concentrator)	29 NOV 11
	MO-28-01-01	FUEL Overhead Panel	29 NOV 11
	MO-28-07-01	Fuel Quantity Indications on the FUEL SD page	29 NOV 11
	MO-28-07-04	Valve Indications on the FUEL SD page	29 NOV 11
	MO-28-09	ECAM Alerts	29 NOV 11
	MO-28-12	Tank Venting System	29 NOV 11
	MO-28-15	InterCell Transfer System	29 NOV 11
	MO-28-20	Distribution	29 NOV 11
	MO-28-21	Main Fuel Pump System	29 NOV 11
	MO-28-22	APU Fuel Pump System	29 NOV 11
	MO-28-26	Main Transfer System	29 NOV 11
	MO-28-28	Additional Center Tank Transfer System	29 NOV 11
	MO-28-29	APU LP Fuel Shutoff	29 NOV 11
	MO-28-50	Fuel Management	29 NOV 11
	MO-29-07	Indications on the HYD SD page	29 NOV 11
	MO-29-09	ECAM Alerts	29 NOV 11
	MO-29-10	Main Hydraulic Power	29 NOV 11
	MO-29-23	Power Transfer	29 NOV 11
	MO-29-24	Yellow Auxiliary Hydraulic Power	29 NOV 11
	MO-30-01-01	ANTI ICE Overhead Panel	29 NOV 11
	MO-30-11	Wing Ice Protection	29 NOV 11
	MO-30-21	Engine Air Intake Ice Protection	29 NOV 11
	MO-30-31	Probe Ice Protection	29 NOV 11
	MO-30-42	Windshield Anti-Icing and Defogging	29 NOV 11
	MO-30-45	Windshield Rain Protection	29 NOV 11
	MO-30-81	Ice Detection	29 NOV 11
	MO-31-07	Indications on the System Display (SD)	29 NOV 11
	MO-31-20	Independent Instruments	29 NOV 11
	MO-31-53	Flight Warning Computer (FWC)	29 NOV 11
	MO-31-56	ECAM Control Panel (ECP)	29 NOV 11




DRAGONAIR

A320/A321
MINIMUM EQUIPMENT LIST

PRELIMINARY PAGES
LIST OF EFFECTIVE SECTIONS/SUBSECTIONS

M⁽¹⁾	Localization	Subsection Title	Rev. Date
	MO-31-62	Display Management Computer (DMC)	29 NOV 11
	MO-31-63	Display Unit (DU)	29 NOV 11
	MO-31-68	Switching Panel	29 NOV 11
	MO-32-07	Indications on the WHEEL SD page	29 NOV 11
	MO-32-09	ECAM Alerts	29 NOV 11
	MO-32-31	Normal Extension and Retraction	29 NOV 11
	MO-32-32	Proximity Detector System	29 NOV 11
	MO-32-33	Free Fall Extension	29 NOV 11
	MO-32-42	Normal Braking	29 NOV 11
	MO-32-47	Brake Temperature System	29 NOV 11
	MO-32-51	Steering	29 NOV 11
	MO-33-20	Cabin General Illumination	29 NOV 11
	MO-33-40	Exterior Lighting	29 NOV 11
	MO-34-01-01	ADIRS Overhead Panel	29 NOV 11
	MO-34-05	Indications on the Primary Flight Display (PFD)	29 NOV 11
	MO-34-10	Air Data/Inertial Reference System (ADIRS)	29 NOV 11
	MO-34-11	Sensors	29 NOV 11
	MO-34-21	Altitude and Airspeed Standby Data	29 NOV 11
	MO-34-22	Attitude and Heading Standby Data	29 NOV 11
	MO-34-23	Integrated Standby Instrument System (ISIS)	29 NOV 11
	MO-34-30	Landing and Taxiing Aid	29 NOV 11
	MO-34-40	GPWS/TAWS, Radio Altimeter, TCAS, Weather Radar	29 NOV 11
	MO-35-07	Indications on the DOOR/OXY SD page	29 NOV 11
	MO-35-10	Crew Oxygen	29 NOV 11
	MO-35-20	Passenger Oxygen	29 NOV 11
	MO-36-00	MAINTENANCE Message on the STATUS SD page	29 NOV 11
	MO-36-11	Engine Bleed Air Supply System	29 NOV 11
	MO-36-12	APU Bleed Air Supply and Crossbleed Systems	29 NOV 11
	MO-36-22	Leak Detection Loop	29 NOV 11
	MO-49-10	Power Plant	29 NOV 11
	MO-52-01-01	CKPT DOOR CONT Normal Overhead Panel	29 NOV 11
	MO-52-07	Indications on the DOOR/OXY SD page	29 NOV 11
	MO-52-10	Passenger/Crew Door	29 NOV 11
	MO-52-30	Cargo Door	29 NOV 11
	MO-52-51	Reinforced Cockpit Door (CDLS)	29 NOV 11
	MO-52-53	COCKPIT DOOR Panel on the Center Pedestal	29 NOV 11
	MO-56-10	Cockpit	29 NOV 11
	MO-73-20	Controlling	29 NOV 11
	MO-74-07	Indications on the ENGINE SD page	29 NOV 11
	MO-74-31	Ignition Starting and Continuous Relight	29 NOV 11
	MO-78-30	Thrust Reversers	29 NOV 11

 DRAGONAIR A320/A321 MINIMUM EQUIPMENT LIST	PRELIMINARY PAGES LIST OF EFFECTIVE SECTIONS/SUBSECTIONS
---	---

M⁽¹⁾	Localization	Subsection Title	Rev. Date
	MO-79-09	ECAM Alerts	29 NOV 11
	MO-79-20	Distribution	29 NOV 11
	MO-80-11	Pneumatic Starter and Valve System	29 NOV 11

(1) Evolution code : N=New, R=Revised, E=Effectivity, M=Moved




DRAGONAIR

A320/A321
MINIMUM EQUIPMENT LIST

PRELIMINARY PAGES
LIST OF EFFECTIVE SECTIONS/SUBSECTIONS

Intentionally left blank

 DRAGONAIR A320/A321 MINIMUM EQUIPMENT LIST	PRELIMINARY PAGES AIRCRAFT ALLOCATION TABLE
---	--

This table gives, for each delivered aircraft, the cross reference between:

- The Manufacturing Serial Number (MSN).
- The Fleet Serial Number (FSN) of the aircraft as known by AIRBUS S.A.S.
- The registration number of the aircraft as known by AIRBUS S.A.S.
- The aircraft model.

M⁽¹⁾	MSN	FSN	Registration Number	Model
	0633	HDA 0103	B-HTF	321-231
	0756	HDA 0051	B-HSD	320-232
	0784	HDA 0052	B-HSE	320-232
	0812	HDA 0001	B-HSG	320-232
	0930	HDA 0055	B-HSI	320-232
	0993	HDA 0101	B-HTD	321-231
	1024	HDA 0102	B-HTE	321-231
	1253	HDA 0002	B-HSJ	320-232
	1695	HDA 0104	B-HTG	321-231
	1721	HDA 0056	B-HSK	320-232
	1984	HDA 0151	B-HTH	321-231
	2021	HDA 0152	B-HTI	321-231
	2229	HDA 0003	B-HSL	320-232
	2238	HDA 0004	B-HSM	320-232
	2428	HDA 0005	B-HSN	320-232
	4023	HDA 0057	B-HSO	320-232
	4247	HDA 0058	B-HSP	320-232
	5024		B-HSQ	320-232
	5030		B-HSR	320-232

(1) Evolution code : N=New, R=Revised




DRAGONAIR

A320/A321

MINIMUM EQUIPMENT LIST

**PRELIMINARY PAGES
AIRCRAFT ALLOCATION TABLE**

Intentionally left blank

 DRAGONAIR A320/A321 MINIMUM EQUIPMENT LIST	PRELIMINARY PAGES LIST OF MODIFICATIONS
--	--

M ⁽¹⁾	MODIFICATION	Linked SB	Incorp. Date	Title
	P10383		29 MAR 10	INDICATING/RECORDING SYSTEMS - FLIGHT WARNING COMPUTER (FWC) - INSTALL FWC STANDARD H2-F5
	Applicable to: B-HSO, B-HSP			
	K10494		29 MAR 10	AIRBORNE AUXILIARY POWER - GENERAL - INSTALL APIC APS3200 APU AS STANDARD (REPLACES HONEYWELL GTC36-300)
	Applicable to: B-HSO, B-HSP			
	K2113		29 MAR 10	FUSELAGE - REAR FUSELAGE SECTION 16A - DEFINE A321 BASIC STRUCTURE
	Applicable to: B-HTD, B-HTE, B-HTF, B-HTG, B-HTH, B-HTI			
	K1688		29 MAR 10	FIRE PROTECTION-CARGO COMPARTMENT FIRE EXTINGUISHING-INSTALL A FLOW METERING SYSTEM FOR ETOPS
	Applicable to: B-HSD, B-HSE, B-HSG, B-HSI, B-HSJ, B-HSK, B-HSL, B-HSM, B-HSN			
	J1735		29 MAR 10	LANDING GEAR-POSITION AND WARNING-INTRODUCE LGCIU STD -4D
	Applicable to: ALL			
	P9594		29 MAR 10	PNEUMATIC - LEAK DETECTION - ACTIVATE PYLON LEAK DETECTION MONITORING
	Applicable to: B-HSO, B-HSP			
	P4801		29 MAR 10	ELECTRICAL POWER-GENERAL-DEFINE NEW ELECTRICAL GENERATION CONCEPT FOR SINGLE AISLE A/C
	Applicable to: B-HSN, B-HSO, B-HSP			
	K1806		29 MAR 10	ELECTRICAL POWER-AC/DC ESSENTIAL POWER DISTRIBUTION-PROVIDE PROVISIONS FOR ETOPS-
	Applicable to: ALL			
	P7175		29 MAR 10	ELECTRICAL POWER - GENERAL - INSTALL A COMMERCIAL SHEDDING PUSH-BUTTON SWITCH IN COCKPIT
	Applicable to: B-HSK, B-HSL, B-HSM, B-HSN, B-HSO, B-HSP, B-HTG, B-HTH, B-HTI			
	P4808		29 MAR 10	LANDING GEAR-WHEELS AND BRAKES- INTRODUCE BSCU COMMON STD
	Applicable to: B-HSL, B-HSM, B-HSN, B-HSO, B-HSP			
	P3956		29 MAR 10	HYDRAULIC POWER-GENERAL-INTRODUCE AN HYDRAULIC SHUT-OFF VALVE ON THE IAE T/R SYSTEM
	Applicable to: ALL			
	P5175		29 MAR 10	COMMUNICATIONS-AUDIO MANAGEMENT-INSTALL SENNHEISER HEADSET P/N 045-260-011 (HD45K) AT FOURTH OCCUPANT STATION
	Applicable to: B-HSL, B-HSM, B-HSN, B-HTH, B-HTI			




DRAGONAIR

A320/A321
MINIMUM EQUIPMENT LIST

**PRELIMINARY PAGES
LIST OF MODIFICATIONS**

M ⁽¹⁾	MODIFICATION	Linked SB	Incorp. Date	Title
	K4574		17 NOV 10	AIR CONDITIONING-FLOW CONTROL AND INDICATING INTRODUCE MODIFIED AIR CONDITIONING FLOW CONTROL
	Applicable to: B-HSI, B-HSJ, B-HSK, B-HSL, B-HSM, B-HSN, B-HSO, B-HSP, B-HTD, B-HTE, B-HTG, B-HTH, B-HTI			
	P6538		29 MAR 10	INDICATING/RECORDING SYSTEMS-FWC TO COMPLY WITH EM2 BSCS WARNING/ECAM INDICATIONS
	Applicable to: B-HSO, B-HSP			
	P10300		17 NOV 10	ELECTRICAL POWER - AC MAIN GENERATION - INSTALL EEPGS GCU SOFTWARE STANDARD "5.2"
	Applicable to: B-HSN, B-HSO, B-HSP			
	K9473		29 MAR 10	AIR CONDITIONING - PRESSURE CONTROL AND MONITORING - INSTALL RPCU AND WIRING PROVISIONS FOR RPWS
	Applicable to: B-HSO, B-HSP			
	P4151		29 MAR 10	INDICATING/RECORDING SYSTEM - INSTALL A PORTABLE DATA LOADER CONNECTOR AND DISK STOWAGE
	Applicable to: B-HSJ, B-HSK, B-HSL, B-HSM, B-HSN, B-HSO, B-HSP, B-HTG, B-HTH, B-HTI			
	P3379		29 MAR 10	INDICATING/RECORDING SYSTEMS - GENERAL- DEFINE CPIP3
	Applicable to: ALL			
	J0071		29 MAR 10	WINGS-WING TIP FENCES-INTRODUCE WING TIPS INCLUDING FENCES-
	Applicable to: ALL			
	P1063		29 MAR 10	AUTO FLIGHT - IMPROVE SEGREGATION OF AUTO PILOT DISCONNECT CIRCUIT -
	Applicable to: ALL			
	K0052		29 MAR 10	INDICATING/RECORDING SYSTEMS - INSTALL AN AIRCRAFT INTEGRATED DATA SYSTEM -
	Applicable to: ALL			
	J2963		29 MAR 10	WINGS - MAIN STRUCTURE - REDUCE THE QUANTITY OF MAGNETIC LEVEL INDICATORS
	Applicable to: B-HSO, B-HSP			
	K2450		29 MAR 10	AIRBORNE AUXILIARY POWER UNIT - INTRODUCE APIC APS-3200
	Applicable to: ALL			
	P6319		17 NOV 10	COMMUNICATIONS - AUDIO MANAGEMENT - INSTALL TEAM DIGITAL AMU P/N 4031-SA-01
	Applicable to: B-HSL, B-HSM, B-HSN, B-HSO, B-HSP, B-HTH, B-HTI			

 DRAGONAIR A320/A321 MINIMUM EQUIPMENT LIST	PRELIMINARY PAGES LIST OF MODIFICATIONS
--	--

M ⁽¹⁾	MODIFICATION	Linked SB	Incorp. Date	Title
	33-1057 03		19 JUL 11	LIGHTS - INSTRUMENT AND PANEL INTEGRAL LIGHTING - ENSURE EMERGENCY LIGHTING FOR STAND-BY INSTRUMENTS.
	Applicable to: B-HSD, B-HSE, B-HSG, B-HSI, B-HSJ, B-HSK, B-HTD, B-HTE, B-HTF, B-HTG, B-HTH, B-HTI			
	P7754		29 MAR 10	NAVIGATION - DDRMI - REPLACE THALES DDRMI P/N 63543-150-3 BY P/N 63543-150-4.
	Applicable to: ALL			
	P4149		29 MAR 10	ENGINE FUEL AND CONTROL-CONTROLLING-INTRODUCE E.E.C. SOFTWARE SCN 10A ON IAE V2500-A5
	Applicable to: ALL			
	P10098		29 MAR 10	ELECTRICAL POWER - AC ESSENTIAL GENERATION SWITCHING - INSTALL AUTO SWITCHING SYSTEM FOR AC AND DC ESS BUS
	Applicable to: ALL			
	P0661		29 MAR 10	EQUIPMENT/FURNISHINGS-COCKPIT-ADD A FIFTH STRAP ON 3RD OCCUPANT SHOULDER HARNESS-
	Applicable to: ALL			
	P0198		29 MAR 10	COMMUNICATIONS - HF SYSTEM - INSTALL A SECOND SYSTEM
	Applicable to: ALL			
	P6801		29 MAR 10	INDICATING/RECORDING SYSTEMS - FWC - INSTALL FWC STANDARD H2E4
	Applicable to: ALL			
	K7755		29 MAR 10	EQUIPMENT FURNISHINGS-CURTAINS AND PARTITIONS-MODIFIED INTRUSION AND PENETRATION RESISTANT COCKPIT DOOR
	Applicable to: ALL			
	P10267		29 MAR 10	NAVIGATION - RADIO MAGNETIC INFORMATION SWITCHING AND INDICATING - RE-INSTALL THALES DDRMI VOR/DME INDICATORS
	Applicable to: B-HSO, B-HSP			
	P2316		29 MAR 10	AUTO FLIGHT - ACTIVATE WINDSHEAR FUNCTION
	Applicable to: ALL			
	J0012		29 MAR 10	LIGHTS - NAVIGATION LIGHTS - INSTALL A SECOND NAVIGATION LIGHT SYSTEM -
	Applicable to: ALL			
	P0197		29 MAR 10	COMMUNICATIONS - HF SYSTEM - INSTALL A SINGLE SYSTEM
	Applicable to: ALL			
	K0024		29 MAR 10	DOORS- BULK CARGO COMPARTMENT- INSTALL AN ADDITIONAL DOOR AT FR 60/62-
	Applicable to: ALL			




DRAGONAIR

A320/A321
MINIMUM EQUIPMENT LIST

PRELIMINARY PAGES
LIST OF MODIFICATIONS

M ⁽¹⁾	MODIFICATION	Linked SB	Incorp. Date	Title
	P8440		29 MAR 10	LANDING GEAR - WHEELS AND BRAKES INTRODUCE GOODRICH DURACARB CARBON BRAKES WITH ANTI - OXYDAN "M1"
Applicable to: B-HSO, B-HSP				
	K8905		29 MAR 10	EQUIPMENT/FURNISHINGS-CURTAINS AND PARTITIONS-INSTALL DEADBOLT ON CENTER LATCH OF REINFORCED COCKPIT DOOR
Applicable to: ALL				
	P7945		17 NOV 10	ELECTRICAL POWER - AC MAIN GENERATION- INSTALL NEW GCU SOFTWARE STD 5.1 ON SA A/C EQUIPPED WITH ENHANCED EPGS
Applicable to: B-HSN, B-HSO, B-HSP				
	P4576		29 MAR 10	LANDING GEAR-ALTERNATE BRAKING- INTRODUCE MODIFIED ALTERNATE BRAKING SYSTEM
Applicable to: B-HSO, B-HSP				
	P10777		29 MAR 10	AUTO FLIGHT - FAC (FLIGHT AUGMENTATION COMPUTER) - INTRODUCE FAC SOFTWARE STANDARD "BAM0620"
Applicable to: B-HSO, B-HSP				
	J0006		29 MAR 10	FUEL- INSTALL A CENTRE TANK SYSTEM-
Applicable to: ALL				
	P6071		19 JUL 11	INDICATING/RECORDING SYSTEMS - DMC - DISPLAY ALTITUDE IN METRIC UNITS ON THE PRIMARY FLIGHT DISPLAY (PFD)
Applicable to: B-HSL, B-HSM, B-HSN, B-HSO, B-HSP, B-HTH, B-HTI				
	P4170		29 MAR 10	FLIGHT CONTROLS - FCDC SYSTEM - PROVIDE A VISUAL INDICATION FOR SIMULTANEOUS SIDE STICK ACTION
Applicable to: ALL				
	P4437		29 MAR 10	FUEL - GENERAL - INSTALL ACT SYSTEM (A/S PART)
Applicable to: B-HTD, B-HTE, B-HTF, B-HTG, B-HTH, B-HTI				
	P6954		29 MAR 10	AUTO-FLIGHT - FLIGHT AUGMENTATION COMPUTER (FAC) - INTRODUCE FAC SOFTWARE "BAM0616"
Applicable to: B-HSL, B-HSM, B-HSN, B-HSO, B-HSP				
	P2798		29 MAR 10	NAVIGATION - VOR/MARKER - MODIFY VOR ANTENNA FAIRING
Applicable to: ALL				
	K10575		29 MAR 10	FIRE PROTECTION-CARGO COMPARTMENT FIRE EXTINGUISHING - INSTALL 2ND FIREX BOTTLE FOR ETOPS 120/180 ON A320 A/C
Applicable to: B-HSO, B-HSP				
	K0036		29 MAR 10	FIRE PROTECTION - AFT CARGO COMPARTMENT - INSTALL SMOKE DETECTION SYSTEM -
Applicable to: ALL				

 DRAGONAIR A320/A321 MINIMUM EQUIPMENT LIST	PRELIMINARY PAGES LIST OF MODIFICATIONS
--	--

M ⁽¹⁾	MODIFICATION	Linked SB	Incorp. Date	Title
	K0037		29 MAR 10	FIRE PROTECTION - CARGO COMPARTMENT FIRE EXTINGUISHING - INSTALL A SINGLE SHOT SYSTEM -
	Applicable to: ALL			
	P8257		29 MAR 10	FLIGHT CONTROLS - SEC SYSTEM - INSTALL SPOILER AND ELEVATOR COMPUTER SOFTWARE FOR A318 EIS (BAM0511)
	Applicable to: ALL			
	K0035		29 MAR 10	FIRE PROTECTION - FWD CARGO COMPARTMENT - INSTALL SMOKE DETECTION SYSTEM -
	Applicable to: ALL			
	P9107		29 MAR 10	INDICATING/RECORDING SYSTEMS - FLIGHT WARNING COMPUTER (FWC) - INSTALL FWC STANDARD H2F3
	Applicable to: ALL			
	P4977		29 MAR 10	INDICATING/RECORDING SYSTEMS - FWC - PROVIDE NEW SYNTHETIC VOICE "DUAL INPUT"
	Applicable to: ALL			
	K1498		29 MAR 10	HYDRAULIC POWER-BLUE SYTEM ACCUMULATOR-RELOCATE CONNECTOR
	Applicable to: ALL			
	P9824		29 MAR 10	INDICATING/RECORDING SYSTEMS-ELECTRONIC INSTRUMENT SYSTEM(EIS)-INSTALL DISPLAY MANAGEMENT COMPUTER SOFTWARE EIS2 S7
	Applicable to: B-HSL, B-HSM, B-HSN, B-HSO, B-HSP			
	P7125		29 MAR 10	INDICATING RECORDING SYSTEM-FWC-INTRODUCE FWC STANDARD H2 F1
	Applicable to: ALL			
	P2493		29 MAR 10	EQUIPMENT/FURNISHINGS - COCKPIT SEATS - INTRODUCE TYPE A340 SEATS
	Applicable to: ALL			
	P1362		29 MAR 10	EQUIPMENT/FURNISHINGS - COCKPIT - ADD A FIFTH STRAP ON 4TH OCCUPANT SEAT SHOULDER HARNESS -
	Applicable to: ALL			
	P4287		29 MAR 10	INDICATING/RECORDING SYSTEMS - FWC - DEFINE OEB REMINDER WITHIN FWC STD -E1 AND SUBSEQUENT
	Applicable to: ALL			
	P8671		29 MAR 10	INDICATING/RECORDING SYSTEMS-ELECTRONIC INSTRUMENT SYSTEM(EIS)- INSTALL DISPLAY MANAGEMENT COMPUTER SOFTWARE EIS2 S4-2
	Applicable to: B-HSL, B-HSM, B-HSN, B-HSO, B-HSP			




DRAGONAIR

A320/A321
MINIMUM EQUIPMENT LIST

PRELIMINARY PAGES
LIST OF MODIFICATIONS

M ⁽¹⁾	MODIFICATION	Linked SB	Incorp. Date	Title
	P4906		29 MAR 10	NAVIGATION - WEATHER RADAR SYSTEM - INSTALL SECOND WEATHER RADAR TRANSCEIVER
Applicable to: ALL				
	P0435		29 MAR 10	ICE AND RAIN PROTECTION-WINDSHIELD RAIN PROTECTION - ADD AN INTERMITTENT FUNCTION
Applicable to: ALL				
	P4502		29 MAR 10	INFORMATION SYSTEM - AIR TRAFFIC AND INFORMATION SYSTEM (ATIMS) - INSTALL ATSU COMPUTER FOR ACARS
Applicable to: ALL				
	P7721		29 MAR 10	LANDING GEAR-WHEELS AND BRAKES-CANCEL MIXABILITY BETWEEN GOODRICH BRAKES 2-1600-2 AND -3 AUTHOR. WITH MOD 31803
Applicable to: B-HSD, B-HSE, B-HSG, B-HSI, B-HSJ, B-HSK, B-HSL, B-HSM, B-HSN, B-HSO, B-HSP				
	K2962		29 MAR 10	HYDRAULIC POWER-BLUE MAIN HYDRAULIC POWER-IMPROVE MAINTENANCE STATUS OF BLUE HYDRAULIC RESERVOIR
Applicable to: B-HSD, B-HSE, B-HSG, B-HSI, B-HSJ, B-HSK, B-HSL, B-HSM, B-HSN, B-HSO, B-HSP				
	K3680		29 MAR 10	APU - STORAGE AND DISTRIBUTION - MODIFY APU COMMON LUBRICATION SYSTEM
Applicable to: ALL				
	P6578		29 MAR 10	INDICATING RECORDING SYSTEMS- EIS-INSTALL DMC, DU AND DISKETTES FOR EIS2
Applicable to: B-HSL, B-HSM, B-HSN, B-HSO, B-HSP				
	K3737		29 MAR 10	AIR CONDITIONING - AIR COOLING SYSTEM - INTRODUCE MODIFIED RAM AIR INLET
Applicable to: ALL				
	K3681		29 MAR 10	APU - CONTROL AND MONITORING - MODIFY ECB FORCOMMON LUBRICATION SYSTEM APU/GEN
Applicable to: ALL				
	P2726		29 MAR 10	INDICATING/RECORDING SYSTEMS - USE METRIC UNITS IN PLACE OF US UNITS
Applicable to: B-HSD, B-HSE, B-HSI, B-HTD, B-HTE, B-HTF				
	P5638		29 MAR 10	NAVIGATION-STANDBY DATA : ALTITUDE AND HEADING - INSTALL INTEGRATED STANDBY INSTRUMENT SYSTEM (ISIS)
Applicable to: B-HSL, B-HSM, B-HSN, B-HSO, B-HSP				
	K2770		29 MAR 10	AIRBORNE AUXILIARY POWER - CONTROL AND MONITORING - INTRODUCE ECB P/N 304640-3
Applicable to: ALL				
	P3524		29 MAR 10	ELECTRICAL POWER - AC AUXILIARY GENERATION (APU GENERATOR) - INTRODUCE MODIFIED GENERATOR
Applicable to: ALL				

 DRAGONAIR A320/A321 MINIMUM EQUIPMENT LIST	PRELIMINARY PAGES LIST OF MODIFICATIONS
---	--

M ⁽¹⁾	MODIFICATION	Linked SB	Incorp. Date	Title
	K0402		29 MAR 10	ICE AND RAIN PROTECTION - DRAIN MAST ICE PROTECTION - INSTALL TEMPERATURE REGULATED HEATING SYSTEM
Applicable to: ALL				
	P10891		29 MAR 10	LANDING GEAR - NORMAL BRAKING - INSTALL BSCU SOFTWARE STD "L4.9 B" (EM2)
Applicable to: B-HSO, B-HSP				
	P7005		29 MAR 10	LANDING GEAR - NORMAL BRAKING - INTRODUCE STD 9 BSCU (TWIN VERSION)
Applicable to: ALL				
	K6465		29 MAR 10	FUEL - TANKS - ADAPTATION OF ACT- INTRODUCTION OF VALVE ACTUATORS WITH PRESSURE HOLDING VALVE
Applicable to: B-HTG, B-HTH, B-HTI				
	P3341		29 MAR 10	LANDING GEAR - WHEELS AND BRAKES - INSTALL MESSIER GOODRICH WHEELS AND BRAKES ON A321
Applicable to: B-HTD, B-HTE, B-HTF, B-HTG, B-HTH, B-HTI				
	P7092		19 JUL 11	INDICATING/RECORDING SYSTEM - EIS - ACTIVATE FUEL FLOW/DELTA ISA FUNCTION BY PIN PROGRAMMING ON DMC
Applicable to: B-HSL, B-HSM, B-HSN, B-HSO, B-HSP				
	K3682		29 MAR 10	AIRBORNE AUXILIARY POWER - MODIFY WIRING FOR COMMON LUBRICATION SYSTEM APU/GEN
Applicable to: ALL				
	P9126		29 MAR 10	AUTOFLIGHT - FMGC - INSTALL FMGC IAE/PW STD P1110 (WITH FMS2 HONEYWELL) ON A/C FITTED WITH IAE OR PW POWERPLANTS
Applicable to: B-HSJ, B-HSK, B-HSL, B-HSM, B-HSN, B-HSO, B-HSP, B-HTG, B-HTH, B-HTI				
	28-1149 01		19 JUL 11	FUEL - GENERAL - INTRODUCE NEW FUEL STRAINERS
Applicable to: B-HSJ				
	J0376		29 MAR 10	LANDING GEAR - MLG - MINOR IMPROVEMENTS INTRODUCED FROM A/C 44 -
Applicable to: ALL				
	J0680		29 MAR 10	LANDING GEAR - MLG - INTRODUCE 82.2 T MTOW GEAR FOR A321
Applicable to: B-HTD, B-HTE, B-HTF, B-HTG, B-HTH, B-HTI				
	P8340		29 MAR 10	NACELLES / PYLONS - PYLONS - IMPROVE AERODYNAMIC SHAPE OF IAE PYLON
Applicable to: B-HSO, B-HSP				




DRAGONAIR

A320/A321
MINIMUM EQUIPMENT LIST

PRELIMINARY PAGES
LIST OF MODIFICATIONS

M ⁽¹⁾	MODIFICATION	Linked SB	Incorp. Date	Title
	P6146		29 MAR 10	INDICATING/RECORDING SYSTEM - FWC - INTRODUCE "F/CTL FLAP LVR NOT ZERO" RED WARNING
Applicable to: B-HSJ, B-HSK, B-HSL, B-HSM, B-HSN, B-HSO, B-HSP, B-HTG, B-HTH, B-HTI				
	J2832		29 MAR 10	FUEL - MAIN FUEL PUMP SYSTEM - INSPECT AND ADMINISTER CORRECT TORQUE AND SCREW LOCKING ON FIXING BOLTS
Applicable to: ALL				
	K8400		29 MAR 10	COMMUNICATIONS-CIDS-INTRODUCE ENHANCED CIDS (A318 VERSION) AND RELATED SYSTEMS ON SINGLE AISLE FAMILY
Applicable to: B-HSO, B-HSP				
	P0159		29 MAR 10	EQUIPMENT/FURNISHINGS - ADD A FIFTH STRAP TO FLIGHT CREW SHOULDER HARNESS -
Applicable to: ALL				
	P8799		29 MAR 10	NAVIGATION- GPWS - USE LATERAL GPS POSITION WITH AUTOMATIC DESELECTION
Applicable to: ALL				
	K11047		29 MAR 10	COMMUNICATIONS - ANTI HIJACK CAMERA MONITORING - INSTALL COCKPIT DOOR SURVEILLANCE SYSTEM DISPLAYED ON SD
Applicable to: B-HSO, B-HSP				
	K4160		29 MAR 10	DOORS-CARGO COMPARTMENT FWD/AFT- INTRODUCE MODIFIED ACTUATOR FITTING AND ATTACHMENT
Applicable to: ALL				
	P8303		29 MAR 10	NAVIGATION - DDRMI - REMOVE DDRMI VOR/ADF/DME INDICATORS
Applicable to: B-HSO, B-HSP				
	K7790		29 MAR 10	DOORS-PASSENGER COMPARTMENT FIXED INTERIOR DOORS-INSTALL ELECTRICAL COCKPIT DOOR RELEASE SYSTEM
Applicable to: ALL				
	K5446		29 MAR 10	INDICATING/RECORDING SYSTEMS-CFDS- INTRODUCE A COMBINED FDIU/DMU
Applicable to: B-HSK, B-HSL, B-HSM, B-HSN, B-HSO, B-HSP, B-HTG, B-HTH, B-HTI				
	K0070		29 MAR 10	AIR CONDITIONING - CARGO COMPARTMENT - VENTILATION - INSTALL SYSTEM IN AFT COMPARTMENT -
Applicable to: B-HTD, B-HTE, B-HTF, B-HTG, B-HTH, B-HTI				
	P0053		29 MAR 10	EQUIPMENT/FURNISHINGS - FLIGHT COMPARTMENT - INSTALL SLIDING TABLES AT PILOT'S STATION -
Applicable to: ALL				

 <p>DRAGONAIR A320/A321 MINIMUM EQUIPMENT LIST</p>	<p>PRELIMINARY PAGES LIST OF MODIFICATIONS</p>
--	--

M ⁽¹⁾	MODIFICATION	Linked SB	Incorp. Date	Title
	P5518		29 MAR 10	LANDING GEAR-NORMAL BRAKING- INTRODUCE STD 8 BSCU (TWIN VERSION)
	Applicable to: ALL			
	K0064		29 MAR 10	LIGHTS - EXTERIOR LIGHTS - INSTALL SYNCHRONIZED STROBE LIGHTS
	Applicable to: ALL			
	K6461		29 MAR 10	LIGHTS-EMERGENCY LIGHTING-INTRODUCE LED EXIT SIGNS
	Applicable to: B-HSK, B-HSL, B-HSM, B-HSN, B-HSO, B-HSP, B-HTG, B-HTH, B-HTI			
	P3401		29 MAR 10	AUTO FLIGHT - FLIGHT CONTROL UNIT (FCU) DELETE "EXPEDITE" FUNCTION FROM FCU
	Applicable to: ALL			
	J1617		29 MAR 10	FLIGHT CONTROLS-GENERAL- DELETION OF L.A.F. FEATURE FROM A320 A/C (SERIAL SOLUTION)
	Applicable to: B-HSD, B-HSE, B-HSG, B-HSI, B-HSJ, B-HSK, B-HSL, B-HSM, B-HSN, B-HSO, B-HSP			
	P5706		29 MAR 10	INDICATING RECORDING SYSTEM-FWC- INTRODUCE FWC STANDARD H2/E3P
	Applicable to: ALL			
	31-1141 04		29 MAR 10	INDICATING/RECORDING SYSTEMS - FWS - INTRODUCE FWC STANDARD H1P-E3P.
	Applicable to: B-HSD, B-HSE, B-HSG, B-HSI, B-HTD, B-HTE, B-HTF			
	K4913		29 MAR 10	HYDRAULIC POWER - AUXILIARY HYDRAULIC POWER - INSTALL A319 RAM AIR TURBINE ON A320
	Applicable to: B-HSJ, B-HSK, B-HSL, B-HSM, B-HSN, B-HSO, B-HSP			
	P9522		29 MAR 10	AUTO-FLIGHT-MULTIPURPOSE CONTROL AND DISPLAY UNIT(MCDU) - ACTIVATE BACK-UP NAV FUNCTION
	Applicable to: B-HSO, B-HSP			
	J1764		19 JUL 11	FUEL-QUANTITY INDICATING-INTRODUCE MODIFIED PRE-SELECTOR UNITS P/N 0203
	Applicable to: B-HSG, B-HSI, B-HSJ, B-HSK, B-HSL, B-HSM, B-HSN, B-HSO, B-HSP			
	J1570		29 MAR 10	CROSS FEED VALVE P/N-2
	Applicable to: ALL			
	29-1111 01		29 MAR 10	HYDRAULIC POWER - AUXILIARY HYDRAULIC POWER - AIRBORNE GROUND CHECKOUT MODULE (AGCM) - INTRODUCE MODIFIED AGCM
	Applicable to: B-HSD, B-HSE, B-HSG, B-HSI			
	P4885		29 MAR 10	NAVIGATION - GPWS - ACTIVATE ENHANCED FUNCTIONS OF THE EGPWS
	Applicable to: ALL			
	P5253		29 MAR 10	NAVIGATION - ADIRS - REPLACE ADIRS CDU BY MSU (MODE SELECTOR UNIT)
	Applicable to: B-HSO, B-HSP			




DRAGONAIR

A320/A321
MINIMUM EQUIPMENT LIST

**PRELIMINARY PAGES
LIST OF MODIFICATIONS**

M ⁽¹⁾	MODIFICATION	Linked SB	Incorp. Date	Title
	P10443		19 JUL 11	FLIGHT CONTROL - ELAC SYSTEM - INTRODUCE ELAC "L93" SOFTWARE STANDARD
Applicable to: B-HSO, B-HSP				
	P10402		17 NOV 10	COMMUNICATIONS - AUDIO MANAGEMENT - MODIFY AMU POWER SUPPLY TO COPE WITH DC ESSENTIAL BUS LOSS
Applicable to: B-HSL, B-HSM, B-HSN, B-HSO, B-HSP, B-HTH, B-HTI				
	J0739		29 MAR 10	LANDING GEAR-MLG-INTRODUCE TORQUE LINK APEX DAMPER
Applicable to: B-HSD, B-HSE, B-HSG, B-HSI, B-HSJ, B-HSK, B-HSL, B-HSM, B-HSN, B-HSO, B-HSP				
	P1970		29 MAR 10	COMMUNICATIONS - INSTALL HF1 FOR EROPS
Applicable to: ALL				
	K6443		29 MAR 10	AIR CONDITIONING-AIR COOLING- INSTALL A NEW ECS
Applicable to: B-HSO, B-HSP				
	J0937		29 MAR 10	LANDING GEAR - MAIN LANDING GEAR (TWIN WHEELS) - INTRODUCE A NEW STANDARD TORQUE LINKS DAMPER AND ABEX PIN.
Applicable to: B-HSD, B-HSE, B-HSG, B-HSI, B-HSJ, B-HSK, B-HSL, B-HSM, B-HSN, B-HSO, B-HSP				
	P1631		29 MAR 10	NAVIGATION - MODIFY GPWC WARNING -
Applicable to: ALL				
	P4539		29 MAR 10	AUTOFLIGHT-FLIGHT CONTROL UNIT- (FCU) INTRODUCE SEXTANT MODULAR FCU
Applicable to: B-HSJ, B-HSK, B-HSL, B-HSM, B-HSN, B-HSO, B-HSP, B-HTG, B-HTH, B-HTI				
	P0040		29 MAR 10	EQUIPMENT/FURNISHINGS - FLIGHT COMPARTMENT - INSTALL A 4TH OCCUPANT SEAT -
Applicable to: ALL				
	P0143		29 MAR 10	COMMUNICATIONS - RADIO MANAGEMENT - INSTALL A 3RD RMP -
Applicable to: ALL				
	P3365		29 MAR 10	ICE AND RAIN PROTECTION-ICE DETECTION- PROVIDE ICE DETECTOR ILLUMINATION
Applicable to: ALL				
	K2335		29 MAR 10	FIRE PROTECTION - LAVATORY SMOKE DETECTION - INTRODUCE AMBIENT SYSTEM
Applicable to: ALL				
	K1522		29 MAR 10	COMMUNICATIONS - INSTALL PA IN USE INDICATORS LIGHT -
Applicable to: B-HSL, B-HSM, B-HSN, B-HSO, B-HSP, B-HTH, B-HTI				
	P9655		29 MAR 10	LANDING GEAR - NORMAL BRAKING - INSTALL BSCU SOFTWARE STD "L4.9"
Applicable to: B-HSO, B-HSP				

 DRAGONAIR A320/A321 MINIMUM EQUIPMENT LIST	PRELIMINARY PAGES LIST OF MODIFICATIONS
---	--

M⁽¹⁾	MODIFICATION	Linked SB	Incorp. Date	Title
	K3901		29 MAR 10	COMMUNICATIONS-CIDS-INTRODUCE MODIFIED DIRECTOR POWER SUPPLY PRINCIPLE
	Applicable to: B-HSO, B-HSP			
	P7268		29 MAR 10	NAVIGATION-ADIRU-RESTORE RVSM 3 CIRCUIT CAPABILITIES (SERIAL SOLUTION)
	Applicable to: B-HSK, B-HSL, B-HSM, B-HSN, B-HSO, B-HSP, B-HTG, B-HTH, B-HTI			
	P6125		29 MAR 10	NAVIGATION-ADIRU-INSTALL HONEYWELL ADIR U 4 MCU AD11 (NEW HARD)
	Applicable to: B-HSK, B-HSL, B-HSM, B-HSN, B-HSO, B-HSP			
	P5451		29 MAR 10	ELECTRICAL POWER - GENERAL - AC-DC MAIN DISTRIBUTION - INSTALL AC-DC SHEDDABLE BUSBARS
	Applicable to: B-HSJ, B-HSK, B-HSL, B-HSM, B-HSN, B-HSO, B-HSP, B-HTG, B-HTH, B-HTI			

(1) Evolution code : N=New, R=Revised, E=Effectivity



DRAGONAIR

A320/A321

MINIMUM EQUIPMENT LIST

**PRELIMINARY PAGES
LIST OF MODIFICATIONS**

Intentionally left blank

GENERAL

Intentionally left blank

GEN-PLP PRELIMINARY PAGES
TABLE OF CONTENTS

MEL/CDL Approval Reference.....	A
Safety, Quality and Security Policy.....	B
Policy Statements.....	C



DRAGONAIR


A320/A321

MINIMUM EQUIPMENT LIST

GENERAL

PRELIMINARY PAGES - TABLE OF CONTENTS

Intentionally left blank

 <p>DRAGONAIR A320/A321 MINIMUM EQUIPMENT LIST</p>	<p>GENERAL</p>
--	-----------------------

<p>MEL/CDL APPROVAL REFERENCE</p>
--

Ident.: GEN-20802012.9001001 / 29 NOV 11

Applicable to: ALL

This volume forms part of the A320/A321 Operations Manual for Hong Kong Dragon Airlines Limited and is to be used by crew, staff, servants or agents of the Company. It is issued by the Flight Operations Department and is authorised by General Manager (Operations).

Signed : 
Peter SANDERSON
General Manager Operations

This MEL revision is based upon the EASA approved Airbus A320 MMEL with the reference 0010002556-001 as Approval reference and published on the 19th of July.

This CDL revision is based upon the EASA approved Airbus A320 AFM Revision 29 for the A320 and Revision 18 for the A321 with the 10034412 as Approval reference and published on the 8th of April 2011 for the A320 and the 7th of June 2011 for the A321.

The holder of this volume is responsible for its revision.



DRAGONAIR

A320/A321
MINIMUM EQUIPMENT LIST

GENERAL

SAFETY, QUALITY AND SECURITY POLICY

Ident.: GEN-20801722.9001001 / 29 NOV 11

Applicable to: ALL

安全、質量及保安政策

安全、質量及保安是港龍航空的核心價值。藉著各員工絕不妥協地致力推行各種持續提升質量、保安及安全管理系統計劃，我們務求在這些方面均達到最高的水平。

港龍航空一直以來均十分重視及鼓勵任何有關運作安全及保安事件的報告。我們有既定政策，鼓勵每一位員工向公司匯報任何可能影響航班及地勤營運安全及保安的情況及資料，並積極推動這種文化。我們更製訂了一套程序，適用於收受安全報告、機艙安全報告、地勤安全報告、品質審計報告及保安審查報告所收集紀錄及發放的資訊，確保溝通可以在不受拘束的情況下進行。

我們亦確立機制，以量度及訂立在所有有關安全、質量及保安方面的主要表現水平，並以嚴謹的風險評審，按其重要性訂定改善措施的優先次序。

為建立互信關係，港龍航空推行公平文化的政策，決不會紀律處分任何匯報有關航班安全事件的員工。但如果有關資訊是來自其他來源，或員工刻意漠視既定的政策及程序，此項政策則不適用。我們希望從錯誤中學習，以不斷提升水平。

作為行政總裁，我自然責無旁貸，除致力履行承諾提供安全的運作及工作環境，我務請大家積極負責，讓港龍航空繼續在安全、品質及保安方面均達致最高的水平，讓顧客、員工及商業夥伴均受惠，並保持公司在這方面的業界領導地位。

行政總裁 楊偉添

二〇一一年八月

楊偉添

SAFETY, QUALITY AND SECURITY POLICY

Safety, quality and security are core values of Dragonair. We are dedicated to achieving the highest standards in these disciplines by the uncompromising efforts and vigilance of every employee in implementing continuous quality improvement, security and safety management system programmes that are in place in Dragonair.

It is imperative that we have uninhibited reporting of all incidents and occurrences which compromise the safe and secure conduct of our operations. We have a policy of an open reporting culture where every employee is encouraged to communicate any information that may affect the integrity of flight and ground safety and security. Such communication is free of reprisal. Our method of collecting, recording and disseminating information obtained from Air Safety Reports, Cabin Safety Reports, Ground Safety Reports, Quality Audits and Security Inspections has been developed to achieve this aim.

We have established methods to measure and set key performance standards in all the safety, quality and security disciplines coupled with a rigorous process of risk assessment in order to prioritise the deployment of corrective actions in a timely and efficient manner.

To engender mutual trust, Dragonair has a just culture policy where it will not take disciplinary action against any employee who discloses an incident or occurrence involving safety. This policy shall not apply to information received by the company from a source other than the employee, or when the employee knowingly disregards established policies and procedures. We constantly improve our standards by learning from our own mistakes and errors as well as those made by others.

As the Chief Executive Officer I am ultimately accountable and fully committed to providing a safe operational and working environment. However I require you all to take responsibility to ensure Dragonair maintain its industry position as a leader in providing our customers, employees and business partners with the highest level of safety, quality and security.

Patrick Yeung
Chief Executive Officer
August 2011

Patrick Yeung

KASQSPDMS-201108-REV2

 <p>DRAGONAIR A320/A321 MINIMUM EQUIPMENT LIST</p>	GENERAL
---	----------------

POLICY STATEMENTS

Ident.: GEN-20801723.9001001 / 29 NOV 11
Applicable to: ALL



POLICY STATEMENTS

COMMANDER/PILOT IN COMMAND/PIC

The term "Commander" throughout the Operations manuals is synonymous with "Pilot in Command (PIC)".

CREW RESOURCE MANAGEMENT (CRM)

Dragonair is committed to the application of modern Crew Resource Management principles in Flight Operations. CRM principles of today are considered by Hong Kong Dragon Airlines to provide the most proven methods of achieving effective leadership and communication, aimed at the promotion of safe and efficient flight. While traditional high standards of technical excellence remain the cornerstone of the airline, it is recognised that effective team management is essential. This must involve the promotion of a comfortable and understanding working environment, especially in multi-cultural crew situations, through clear and unambiguous communication and task sharing. It is Company Policy that CRM principles will be promoted and adopted by all persons in Flight Operations.

AUTOMATION

It is Dragonair policy to regard Automation as a tool to be used, but not blindly relied upon. At all times, flight crew must be aware of what automation is doing, and if not understood, or not requested, reversion to basic modes of operation must be made immediately without analysis or delay. Trainers must ensure that all flight crew are taught with emphasis how to quickly revert to basic modes when necessary. In the man-machine interface, man is still in charge.

QUALITY MANAGEMENT

Dragonair is committed to the application of a Quality Management System in Flight Operations. To this end the management system is defined in OM Part A and shall be complied with for all future policy and procedural development.

GENDER

Masculine terms in all the operations manuals, such as he, him or his also imply the female gender.

ELECTRONIC MANUALS

Electronic manuals are an established means of communicating information and data in support of a wide range of FOP activities. Access to electronic manuals is available to all approved users via Dragonet. All FOP staff are encouraged to utilise electronic manuals on a routine and ongoing basis. Electronic manuals posted on Dragonet represent the latest revised versions and, where differences exist with physical documentation, are considered to be the master source. In some cases manuals can be downloaded directly onto storage devices for offline use. Persons utilising information and data in this manner must be careful to ensure that it represents the latest in-use version available on Dragonet.

STANDARD OPERATING PROCEDURES

Airbus customized FCOM chapters and QRH as well as Dragonair customized FCOM and QRH chapters are accepted as the Standard operating Procedures for Dragonair. Where there is a difference between Airbus and Dragonair customized material, the latter is the overriding authority.

DESIGNATED COMMON LANGUAGE

It is Dragonair Policy that English shall be the designated common language for Flight Operations. All communications pertaining to Flight Operations, whether oral or written will be conducted in English. This includes all oral communications between Flight Crew within the Cockpit, and between the Flight Crew and all other staff (includes the Cabin Crew, Ground Handling Personnel, Passengers, Air Traffic Control and any other ground station or aircraft). All operational documentation including training materials shall be written in English. All Flight Crew and Cabin Crew training activities and evaluations shall be conducted in English.

Signed : 

Peter SANDERSON
General Manager Operations

(01 OCT 10)



DRAGONAIR

A320/A321

MINIMUM EQUIPMENT LIST

GENERAL

Intentionally left blank

HOW TO USE

Intentionally left blank

HOW-PLP PRELIMINARY PAGES

TABLE OF CONTENTS

Foreword..... A

MEL Contents..... B

Documentary Unit (DU)..... C

MEL Revision Procedure..... D

MEL Revision Management..... E

Removal of Item..... F

How to Use the MEL Entries Section? G

How to Use the MEL Items Section? H

How to Use the MEL Operational Procedures Section..... I

Landing Capabilities (CAT 2, CAT 3 SINGLE, CAT 3 DUAL) J

Required Navigation Performance (RNP)..... K

Reduced Vertical Separation Minimum (RVSM)..... L

Abbreviations..... M




DRAGONAIR

A320/A321

MINIMUM EQUIPMENT LIST

**HOW TO USE
PRELIMINARY PAGES - TABLE OF CONTENTS**

Intentionally left blank

 <p>DRAGONAIR A320/A321 MINIMUM EQUIPMENT LIST</p>	<h2 style="text-align: center;">HOW TO USE</h2>
--	---

FOREWORD

Ident.: HOW-00012802.0001001 / 29 NOV 11

Applicable to: ALL

The Flight Crew Operating Manual (FCOM) Minimum Equipment List (MEL) is organized in a standardized format agreed by the Air Transport Association (ATA) and uses the ATA chapter and item numbering system.

The Master Minimum Equipment List (MMEL) is a reference manual published in English. It is approved by the European Aviation Safety Agency (EASA).

The MMEL is produced in XML format and can be published in PDF format and in electronic format for electronic consultation on EFB.

MEL CONTENTS

Ident.: HOW-00012804.0001001 / 29 NOV 11

Applicable to: ALL

This MEL has six sections:

- General (GEN) : This section contains HDA Policy.
- How to Use (HOW) : This section contains general information and describes the organization of the manual.
- MEL Entries (ME) : This section lists all the ECAM alerts and indicates the associated MEL item (if any) to apply for dispatching the aircraft. This section is a user-friendly entry point for the flight crew and the maintenance personnel when an ECAM alert reports a system failure.
- MEL Items (MI) : This section is approved by the EASA and lists all the MEL items with the associated dispatch conditions.
- MEL Operational Procedures (MO) : This section gives the operational procedures that are associated with the MEL items.
- Configuration Deviation List (CDL) : The Configuration Deviation List (CDL) contains additional certificate limitations for operation of the A320/1 aircraft without certain secondary airframe and engine parts.

Note: *Hong Kong Dragon Airlines Ltd have incorporated the (CDL) into the (MEL) and as it forms part of the aircraft Flight Manual, the (CDL) limitations must always reflect the aircraft Flight Manual (CDL) limitations.*

Note: *The MEL Maintenance Procedures are published in the AMM.*



DRAGONAIR

A320/A321
MINIMUM EQUIPMENT LIST

HOW TO USE

DOCUMENTARY UNIT (DU)

Ident.: HOW-00012806.0001001 / 29 NOV 11

Applicable to: ALL

This MEL is made of Documentary Units (DU). The DUs contain the technical data.

In the MEL, a DU can be:

- An ECAM alert,
- An MEL item,
- An MEL operational procedure.

The List of Effective Documentary Units (LEDU) lists all the DUs that constitute this MEL.

DU IDENTIFICATION STRIP

In the PDF format, below the title of the DU, the grey identification strip indicates for each DU:


- The DU identification (Ident.). Each DU is identified by its unique identification number. This DU identification is used to cross-refer to the LEDU.
- The DU date. For non customized DUs, for approved DUs (MMEL items DU), this date corresponds to the approval date by the EASA of the MMEL revision. For non-approved DUs, this date corresponds to the date of release of the DU by Airbus. For customized DUs, this date corresponds to the date of release of the DU.
- The "Applicable to" field that lists the aircraft to which the DU applies.

Note: 1. HSO, HSP means that DU applies only to the specified aircraft.
2. ALL means that DU applies to all A320/1 aircraft in Dragonair Fleet.
3. Correspondance between MSN and registration may be found in the Aircraft Allocation Table.

LIST OF EFFECTIVE DOCUMENTARY UNITS (LEDU)

For each DU, the LEDU indicates the following information:

- The "M" field that may indicate the following Evolution Code:
 - The "E" letter indicates an aircraft validity change of the DU. The list of aircraft to which the DU applies has changed compared to the previous MEL revision, by addition or deletion of one or several aircraft.
 - The "N" letter indicates a new DU added by this MEL revision.
 - The "R" letter indicates a revised DU. The content of the DU is updated by this MEL revision.
- The "Localization" field that is the identification of the subsection that contains the DU. In the PDF format, this cross-refers to the page footer, which permits the user to localize the DU within the manual.
- The DU title.
- The DU identification (Ident.). Each DU is identified by its unique identification number. This DU identification is used to cross-refer to the LEDU.

 <p>DRAGONAIR A320/A321 MINIMUM EQUIPMENT LIST</p>	<p>HOW TO USE</p>
--	--------------------------

- The DU date. For non customized DUs, for approved DUs (MEL items DU), this date corresponds to the approval date by the EASA of the MEL revision. For non-approved DUs, this date corresponds to the date of release of the DU by Airbus. For customized DUs, this date corresponds to the date of release of the DU.
- The criteria: This field indicates the aircraft configuration to which the DU applies.
- The "Applicable to" field that lists the aircraft to which the DU applies.

Note:

1. HSO, HSP means that DU applies only to the specified aircraft.
2. ALL means that DU applies to all A320/1 aircraft in Dragonair Fleet.
3. Correspondance between MSN and registration may be found in the Aircraft Allocation Table.

MEL REVISION PROCEDURE

Ident.: HOW-20801727.9001001 / 29 NOV 11

Applicable to: ALL

INTRODUCTION

The General Manager – Operations is responsible for the Airbus MEL. The Technical Manager – Airbus (TM-A) is responsible for the processing of MEL revisions.

REVISION PROCEDURES

All revision proposals, normal or temporary, must be submitted on the Amendment Approval Submission Form KA/OPS 1. Revisions which do not require any further relief than that stated in this manual will be processed in accordance with Procedure 'A'. Those which require extra relief, including those items in Master MEL annotated "as required by regulations", will be processed in accordance with Procedure 'B'.

PROCEDURE 'A' - NO EXTRA RELIEF SOUGHT

These revisions will normally be in one of the following categories:

- Editorial corrections.
- Changes to operating and maintenance procedures to reflect MEL,FCOM, Flight Manual or MMEL procedures, references or revisions.
- Changes which reduce the relief already allowed in this manual.

TM-A is to prepare a draft copy of the proposed revision.

TM-A is to prepare the Amendment Approval Submission Form KA/OPS 1 with the 'Procedure A' box marked and attach it to the draft revision with supporting documentation for circulation to the following addressees for approval:

Chief Pilot Airbus – KA Flight Operations
Manager Maintenance Support - CX Engineering



DRAGONAIR

A320/A321
MINIMUM EQUIPMENT LIST

HOW TO USE

After approval a copy of the revision will be sent to the HKCAD (Attn: Senior Airworthiness Officer) for amendment incorporation.

Should any addressee not agree with the revision, or if adverse comments are received from HKCAD, which cannot be resolved, then the revision will be subject to review as detailed under the procedure – Review Meeting

PROCEDURE 'B' - EXTRA RELIEF SOUGHT

Revisions which require extra relief must be approved by the HKCAD and will be actioned as follows:

TM-A is to prepare the Amendment Approval Submission Form KA/OPS 1 with the 'Procedure B' box marked and attach it to the draft revision and supporting documentation for circulation to the following addressees for approval:

Chief Pilot Airbus – KA Flight Operations
Manager Maintenance Support - CX Engineering
HKCAD

After approval a copy of the revision will be sent to the HKCAD for amendment incorporation.

In all cases:


- Revisions under Procedure 'A' or 'B', that do not gain approval will be actioned in the following manner:

Review Meeting

TM-A will call a Review Meeting for discussion, and copies of the revisions and supporting documentation will be circulated to the following addressees prior to the meeting:

Chief Pilot Airbus – KA Flight Operations
Manager Maintenance Support - CX Engineering
HKCAD

- Revisions requiring changes will have a revised draft prepared and circulated to all addressees for final approval before incorporation in the manual.
- Approved revisions will be processed by TM-A for incorporation into the MEL.
- Rejected revisions will be placed on the Fleet MEL file with the reason for rejection.

 <p>DRAGONAIR A320/A321 MINIMUM EQUIPMENT LIST</p>	<p>HOW TO USE</p>
--	--------------------------

MEL REVISION MANAGEMENT

Ident.: HOW-00012807.0001001 / 29 NOV 11

Applicable to: ALL

MEL REVISION CONTENTS

Each MEL revision contains the following information that is useful to update the MEL and to identify the changes that the revision has inserted:

- The List of Effective Sections/Subsections (LESS) (in PDF format only),
- The Filling Instructions (in PDF format only),
- The List of Effective Documentary Units (LEDU),
- The Summary of Highlights (SOH).

Each MEL revision also contains:

- An Aircraft Allocation Table (AAT),
- A List of Modifications (LOM).

When there is a change within a DU, the MEL revision updates the whole subsection that contains the DU.

PDF PAGE HEADER AND FOOTER

In the PDF format, the header of the page contains the subsection title whereas the footer contains:

- The subsection identification,
- The subsection issue date. The subsection issue date corresponds to the issue date of the latest MEL revision that has revised the subsection.
- The page number within this subsection and the total number of pages within this subsection.
- The Table of Contents (TOC) indexing.

This TOC indexing uses the TOC indexes. Each TOC entry has an alphabetical index that identifies this TOC entry within its subsection. The manual user can easily find a TOC entry content within the manual thanks to this alphabetical index and the subsection identification. Both are indicated in the TOC and both cross-refer to the PDF page footer.

In the PDF page footer, the TOC indexing is of the following type:

- B : The PDF page contains the whole "B" TOC entry content.
- B to D : The PDF page contains the whole "B", "C" and "D" TOC entries contents.
- B→ : The "B" TOC entry content starts on this PDF page and continues on the following PDF page.
- ←B : The "B" TOC entry content starts on a previous PDF page and finishes on this PDF page.
- ←B→ : The "B" TOC entry content starts on a previous PDF page and continues on the following PDF page.



DRAGONAIR

A320/A321
MINIMUM EQUIPMENT LIST

HOW TO USE

- B to D→ : The PDF page contains the whole "B" and "C" TOC entries contents but the "D" TOC entry content starts on this PDF page and continues on the following PDF page.
- ←B to D : The PDF page contains the whole "C" and "D" TOC entries contents but the "B" TOC entry content starts on a previous PDF page and finishes on this PDF page.
- ←B to D→ : The PDF page contains the whole "C" TOC entry content but the "B" TOC entry content starts on a previous PDF page and finishes on this PDF page and the "D" TOC entry content starts on this PDF page and continues on the following PDF page.

Note: 1. The indexes follow the alphabetical order: A, B, C, ..., Z, AA, AB, AC, ..., AZ, BA, BB, BC, ...
2. For each subsection, the index starts again from A.

LIST OF EFFECTIVE SECTIONS/SUBSECTIONS (LESS)


The manual is organized by sections and subsections (also called PSL). The subsections contain the DUs.

The LESS lists all the subsections that constitute this MEL. The LESS only exists in the PDF format.

For each subsection, the LESS indicates:

- The subsection identification (also referred to as localization),
- The subsection title,
- The subsection issue date. The subsection issue date corresponds the issue date of the latest MEL revision that has revised the subsection.
- The "M" field that may indicate the following Evolution Code:
 - The "E" letter indicates only an aircraft validity change of one or several DUs of this subsection compared to the previous MEL revision. No DU content of this subsection has changed compared to the previous MEL revision.
 - The "M" letter indicates a subsection that has moved compared to the previous MEL revision.
 - The "N" letter indicates a new subsection added by this MEL revision.
 - The "R" letter indicates a revised subsection. The content of one or several DUs of this subsection is updated by this MEL revision.

Each PDF page footer indicates the subsection identification and the subsection issue date for cross-reference with the LESS. Therefore the manual holder can use the LESS to ensure that the MEL is up-to-date and that no page is missing.

 <p>DRAGONAIR A320/A321 MINIMUM EQUIPMENT LIST</p>	<p>HOW TO USE</p>
--	--------------------------

HIGHLIGHTS AND REVISION MARKS

In the PDF format, a vertical bar in the margin of the DU identifies the modified part. Each vertical bar has a numerical index that refers to the associated reason of the change in the Summary of Highlights (SOH).

The SOH lists all the changes and associated reasons of the change (if necessary) that the revision has inserted.

AIRCRAFT ALLOCATION TABLE (AAT)

The AAT indicates the list of aircraft that are taken into account in this MEL. For each aircraft, the AAT indicates the following information:

- The MSN number,
- The Fleet Serial Number (FSN) of the aircraft as known by Airbus,
- The registration number of the aircraft as known by Airbus,
- The aircraft model.

The “M” field may indicate the following Evolution Code:

- The “N” letter indicates a new aircraft added by this MEL revision,
- The “R” letter indicates a change of the FSN or registration number or aircraft model.

LIST OF MODIFICATIONS (LOM)

The LOM lists the criteria (Modification Proposals (MP) and Service Bulletins (SB)) which the installation on the aircraft affects the MEL.

Note: Each MP has one or more associated MODs. The MP/MOD correlation is available in AirN@v / Engineering.

The LOM also indicates:

- The title of the criteria,
- The date of incorporation of the criteria in the MEL,
- The list of aircraft that have the criteria,
- The “M” field that may indicate the following Evolution Code:
 - The “E” letter indicates an aircraft validity change of the criteria. The list of aircraft to which the criteria applies has changed compared to the previous MEL revision, by addition or deletion of one or several aircraft.
 - The “N” letter indicates new criteria added by this MEL revision,
 - The “R” letter indicates a change in the criteria title or associated SB.

 <p>DRAGONAIR A320/A321 MINIMUM EQUIPMENT LIST</p>	HOW TO USE
--	-------------------

REMOVAL OF ITEM

Ident.: HOW-00012809.0001001 / 29 NOV 11
Applicable to: ALL

When operating under MEL, it is not permitted to remove the item from its place in the aircraft, unless the associated dispatch condition clearly authorizes the Operator to do it.

HOW TO USE THE MEL ENTRIES SECTION?

Ident.: HOW-00012810.0001001 / 29 NOV 11
Applicable to: ALL

This section lists all the ECAM alerts. The ECAM monitors the condition of some systems. In the case of malfunction of one or more systems, the ECAM provides the flight crew with an associated ECAM alert. *Refer to MI-00-08 ECAM and MAINTENANCE STATUS* .

For each ECAM alert, this section indicates the associated MEL item (if any) to be applied for the dispatch.

When an ECAM alert reports a system failure, the flight crew and the maintenance personnel should refer to this section as a user-friendly entry point in the MEL .


AIRCRAFT STATUS COLUMN

- An ECAM alert may cover one or several failure modes of the monitored system.
- For each failure mode, the AIRCRAFT STATUS column may indicate the following status:
- *NIL* : When there is only one failure mode, the AIRCRAFT STATUS column indicates *NIL* .
When there are several failure modes, the AIRCRAFT STATUS column might give a short description of each failure mode and/or a simple way to identify each failure mode. If the MEL does not give this information, the column displays *NIL* .
 - Actual alert : This indicates that the monitored system is inoperative. The failure mode is the failure of the monitored system.
 - False alert : This indicates that the monitoring system is inoperative. The failure mode is the failure of the monitoring system. The monitored system remains fully operative.

The Operator is responsible for identifying the failure mode.

CONDITION OF DISPATCH COLUMN

For each failure mode, the CONDITION OF DISPATCH column gives the applicable MEL item(s) for dispatch. **But the flight crew is responsible for checking that the condition of the aircraft systems/components complies with the MEL requirements. If not, the dispatch of the aircraft is not permitted.**

 <p>DRAGONAIR A320/A321 MINIMUM EQUIPMENT LIST</p>	<h2>HOW TO USE</h2>
--	---------------------

The CONDITION OF DISPATCH column may also give the following alternate possibilities:

- NO DISPATCH : It is not permitted to dispatch the aircraft when the ECAM displays this alert.
- Not related to MEL : The ECAM alert does not report a system failure but a reversible abnormal condition such as the state of a system or an aircraft configuration or an external condition. This condition is not a system failure and is not related to MEL . The MEL shall not be used.
This is not a NO-GO situation. The corrective action to revert to normal condition is immediate, obvious or well known by flight crew and/or maintenance personnel.

HOW TO USE THE MEL ITEMS SECTION?

Ident.: HOW-00012811.0001001 / 29 NOV 11

Applicable to: ALL

This section lists the equipment, components, systems or functions that are safety-related and that are temporarily permitted to be inoperative at departure provided that the Operator complies with the associated MEL requirements. Items annotated in UPPER CASE letters indicates the precise flight deck legend used.

Note: *One single computer may include several functions. The corresponding MEL item is either:*

- *The computer: The MEL does not consider the loss of a single function. In this case, when one function is inoperative, the Operator must consider that the computer is inoperative.*
- *Each function separately. In this case, if several functions are inoperative, the Operator must apply all the related MEL items.*

ITEM NUMBERING

A code of three pairs of digits or four pairs of digits identifies each MEL item.

The three first digits of this numbering system follow the ATA Spec 2200.

For practical reasons, the second pair of digits also follows the below Airbus organization:

- **00** refers to maintenance messages on the STATUS SD page ,
- **01** refers to items located on the overhead panels,
- **05** refers to indications on the PFD ,
- **06** refers to indications on the ND ,
- **07** refers to indications on the SD pages,
- **08** refers to indications on the EWD ,
- **09** refers to ECAM alerts,
- **10 to 95** follows the ATA Spec 2200 (first digit only).



DRAGONAIR

A320/A321
MINIMUM EQUIPMENT LIST

HOW TO USE

The last pair of digits is the item rank. The item rank complies with the following Airbus organization rules:

- Item ranks from 01 to 49 are for Airbus MMEL items.

For items on the overhead panels:

- Item ranks from 01 to 29 refer to lights,
- Item ranks from 31 to 49 refer to pushbutton switches and selectors.

- Item ranks from 50 to 99 are for Operator's MEL items.

DISPATCH CONDITIONS

The dispatch conditions indicate (for each applicable item) the suitable conditions, limitations (placards, operational procedures, maintenance procedures) necessary to ensure that an acceptable level of safety is maintained.

Some MEL items may have several dispatch conditions. Each dispatch condition offers a different option to dispatch the aircraft.

A reference identifies each dispatch condition.

EXAMPLE

Dispatch condition reference 27-10-01C:


- 27-10-01 corresponds to the item number,
- The letter "C" identifies the dispatch condition within the item 27-10-01.

Note: If an MEL item has only the dispatch conditions 27-10-01B and 27-10-01D, this means that the dispatch conditions 27-10-01A and 27-10-01C do not apply to the Operator's fleet or to the aircraft selected (this does not mean that the dispatch conditions 27-10-01A and 27-10-01C are missing from the MEL).

The dispatch condition reference is used:

- To identify the open MEL items in the logbook,
- To refer to the associated operational procedure (if any),
- To refer to the associated maintenance procedure (if any),
- To provide the Operator's engineering and maintenance personnel with a unique reference at fleet level for each option of dispatch for tracking and reporting purposes.

When an MEL item has several dispatch conditions, the Operator must select and apply only one dispatch condition at a time. An optional title might help the Operator to identify the appropriate dispatch condition. When necessary, the Operator may successively apply other dispatch conditions of the same item provided that the Operator complies with the MEL requirements and provided that the starting point of the repair interval countdown is not modified.

 <p>DRAGONAIR A320/A321 MINIMUM EQUIPMENT LIST</p>	<p>HOW TO USE</p>
--	--------------------------

PROVISO

Each dispatch condition has one or several requirements, called provisos. Provisos are numbered 1), 2), 3)...

The Operator must comply with all the provisos of the selected dispatch condition.

REPAIR INTERVAL

Each dispatch condition has an associated repair interval. The preamble of this MEL defines the repair interval categories. *Refer to MI-00-05 Repair Interval*.

A dash symbol replaces the repair interval in the following cases:

- For items that refer to another manual (Weight and Balance, CDL ...). The MEL is not the appropriate manual for this item.
- For NO-GO items.

NBR INSTALLED

Each dispatch condition has a "number installed" that specifies the quantity of equipment, components, systems or functions installed on the aircraft.

This quantity corresponds to the aircraft type certified configuration and, therefore required for all flight conditions, unless otherwise indicated in the "number required" in conjunction with the provisos of the dispatch condition.

A dash symbol indicates that a variable quantity is installed.

NBR REQUIRED

Each dispatch condition has a "number required" that specifies the minimum quantity of equipment, components, systems or functions that must be operative for dispatch in accordance with the provisos of the dispatch condition.

A dash symbol indicates that a variable quantity is required for dispatch.

PLACARD

The dispatch condition may require putting a placard in the cockpit. The control(s), and/or indicator(s) that the flight crew can access in flight and that are related to inoperative equipment, component, system or function should be clearly placarded to inform the flight crew of the equipment condition.

In the PDF format, the "YES" in the "Placard" column indicates the request for a placard.

Unless otherwise specified herein, placard wording and location will be determined by the personnel (maintenance and/or flight crew) authorized to placard items.

OPERATIONAL AND MAINTENANCE PROCEDURES

The dispatch condition may require an operational or maintenance procedure to ensure an acceptable level of safety.

The (o) symbol identifies an operational procedure.



DRAGONAIR

A320/A321
MINIMUM EQUIPMENT LIST

HOW TO USE

The (m) symbol identifies a maintenance procedure.

The (o)(m) symbol means that the dispatch condition requires both an operational procedure and a maintenance procedure.

The Operator is responsible to ensure that all operational and maintenance procedures are appropriately performed regardless of who performs the procedures.

OPERATIONAL PROCEDURE

The use of the (o) symbol indicates that an appropriate Operating Procedure must be actioned for each flight to maintain the required level of safety while operating under the terms of the MEL .

Note: *Normally these procedures are accomplished by the flight crew. However, other personnel may be qualified and authorised to perform certain functions.*

MAINTENANCE PROCEDURE

The use of the (m) symbol indicates a requirement for a specific Maintenance Procedure which must be accomplished prior to the First Flight and if necessary, repeated at specific intervals during the operation with the listed item inoperative as mentioned in the dispatch conditions. Normally these procedures are accomplished by maintenance personnel; however, depending on HK CAD approval, other personnel may be qualified and authorised to perform certain functions. Procedures requiring specialised knowledge or skill, or requiring the use of tools or test equipment should be accomplished by maintenance personnel. The satisfactory accomplishment of all maintenance procedures, regardless of who performs them, is the responsibility of the operator.


Note:

- Both symbols (o) and (m), used singularly or in combination, require appropriate procedures to be established, published, and complied with if flight is accomplished with the listed item or equipment inoperative.
- An alternative maintenance procedure not in the maintenance manual may only be used if CX Engineering - Maintenance Control HKG, are contacted and a MAINTENANCE CONCESSION is issued by Maintenance Control.

The MEL maintenance procedures are published in the AMM. The MEL item number must be used to find the associated task in the AMM via the “Deac/Reac Task by CDL/MEL...” function of AirN@v (in the “AMM” menu of AirN@v).

Note:

1. The MEL item indicates the associated AMM task reference. However using the AMM task reference is not the recommended method to find the task in the AMM. The MEL item number must be used instead with the above AirN@v function.
2. The MEL item might indicate “Refer to AMM task” instead of the AMM task reference. This indicates that the MEL item is associated with several AMM tasks. The above AirN@v shall be used to find the applicable AMM task.

 <p>DRAGONAIR A320/A321 MINIMUM EQUIPMENT LIST</p>	<p>HOW TO USE</p>
--	--------------------------

SYMBOL

- "A" :** This symbol signifies that there is an approved Alternate Procedure in lieu of the standard Maintenance Procedure "(m)", which may be utilized by CFDS authorised Pilots but only when approved engineering support is not available on station. To use the "A" Alternate Procedure the Pilot must refer to FCOM PRO-SUP-45 and action accordingly.
Dispatch from Hong Kong to an outport where the "A" procedures will be used is allowed. The provision for dispatch using an "A" pilot approved procedure is limited to the overnight following the first dispatch under the MEL item.
- "P" :** Identifies items with a performance limitation or which affect aircraft utilisation and when deferred must be transferred to the yellow Performance ADD Technical Log page. When a Performance ADD is entered or removed, the item must be telexed to HKGWNCX, copied HKGOWKA, HKGMMCX and HKGXEXH.
- "S" :** Identifies a Significant ADD and, when deferred, must be transferred to the grey Significant ADD page of the Aircraft Technical Log. SADDs are identified by one or more of the following:
- Requiring verification, inspection or maintenance before each flight as detailed in the MEL .
 - Having a sector or flight or time limitation in either MEL, CDL, or AMM.
 - Affects normal transit servicing.
 - Is the subject of a Maintenance Concession/Engineering Concession/DDO that is not the subject of a performance limitation (performance items must be entered in the PADD sheets).
 - Toilets inoperative.
 - APU defects, rendering the APU incapable of starting engines, supplying air conditioning or electrical power.
 - Manual operation of cargo doors. Items classified with an "S" must be repaired at the earliest opportunity in accordance with the CX EOMP 7A-12 Defect Control.
When a Significant ADD is entered or removed in the Log, the item must be telexed to HKGWNCX, copied HKGOWKA, HKGMMCX and HKGXEXH.
- "L" :** Identifies items that affect the LANDING CAPABILITY for LWMO.
Reference must be made to the "LANDING CAPABILITY - EQUIPMENT REQUIRED" in the associated operational procedure or the QRH (*Refer to QRH/OPS.04*). The certifying engineer must state the current AUTOLAND capability in the Technical Log deferral.
When a "L" item is entered or removed, the item must be telexed to HKG Flight Dispatch, HKGWNCX, copied HKGOWKA, HKGMMCX and HKGXEXH.



DRAGONAIR

A320/A321
MINIMUM EQUIPMENT LIST

HOW TO USE

- "Z" : Identifies a Cabin (significant) ADD which will be deferred in the Cabin Maintenance Log only. When deferred, the ZADD must be transferred to the grey Cabin (significant) ADD page of the Cabin Maintenance Log
- Items are defined as defects in cabin equipment and systems that are deemed to have passenger inconvenience effect but do not cause a Flight Deck Effect or require a Flight Crew operational procedure.
 - Item repair intervals are annotated in the MEL.
 - The FA1 is to be briefed as required on Z item restrictions and/or alternate procedures.

NOTES

There are three levels of notes:

- Notes at the level of the item: these notes appear below the item title and before the first dispatch condition of this item. These notes apply to all the dispatch conditions of the item.
- Notes at the level of the dispatch condition: these notes appear at the end of the dispatch condition. These notes apply only to this dispatch condition.
- Notes at the level of the proviso: these notes appear within a proviso. These notes apply only to this proviso.

REFERENCES

The references assist the Operator in complying with MEL requirements. However, as indicated in the preamble of this MEL (*Refer to MI-00-03 Criteria for Dispatch*), the Operator is still responsible for determining the applicable interrelationships and associated requirements.

References are used in the following cases:


- To permit the aircraft dispatch, another item has to be considered inoperative, or
- Another source of information has to be reviewed and associated restrictions, and/or procedures must be applied (e.g. "Refer to FCOM ", or "Refer to Weight and Balance Manual"), or
- To redirect to the applicable MEL item. In that case, the referred relevant MEL item must be entered and the associated dispatch conditions must be applied, including the respective (o) and (m) procedures if any.

HOW TO USE THE MEL OPERATIONAL PROCEDURES SECTION

Ident.: HOW-00012818.0001001 / 29 NOV 11

Applicable to: ALL

This section lists the operational procedures associated with the MMEL items. The dispatch conditions may require an operational procedure to permit the dispatch of the aircraft. The operational procedures are split and organized into specific flight phases. The flight crew has to apply the part of the operational procedure related to the relevant flight phase.

 <p>DRAGONAIR A320/A321 MINIMUM EQUIPMENT LIST</p>	<h2 style="text-align: center;">HOW TO USE</h2>
--	---

The operational procedures may also have the following parts:

- General Information : This part includes all information that the pilots must know due to MMEL condition.
- Flight Preparation/Limitation : This part groups all the limitations due to MMEL condition that the pilots must consider for the route selection and flight preparation.
- Procedure to be developed in the Operator's MEL : The Operator has to develop its own operational procedure in the MEL.

ACARS PERFORMANCE CODES

Volume 9.1.2 refers. These codes are provided for certain performance related MEL and CDL items. The code(s) must be entered in the appropriate MCDU field when requesting ACARS RTOW or ACARS LANDING data. The codes are also valid for use with backup means. Dispatch with multiple failures is allowed provided a valid ACARS RTOW/LANDING generated output is received. The following types of codes are provided:

MEL

- ACARS RTOW MEL codes
- ACARS LANDING FAIL codes

CDL

- ACARS RTOW CDL/SP-OPS codes
- ACARS LANDING CDL codes

LANDING CAPABILITIES (CAT 2, CAT 3 SINGLE, CAT 3 DUAL)

Ident.: HOW-00012812.0001001 / 29 NOV 11

Applicable to: ALL

When the landing capability of the aircraft is impacted by an inoperative item, the associated MEL operational procedure provides the maximum landing capability.

The equipment to be operative to get CAT 2, CAT 3 SINGLE, or CAT 3 DUAL capability displayed on the FMAs are listed in the QRH (*Refer to QRH/OPS.04*).

REQUIRED NAVIGATION PERFORMANCE (RNP)
--

Ident.: HOW-00012813.0001001 / 29 NOV 11

Applicable to: ALL

The MEL does not include the minimum equipment required for RNP operations.

The minimum equipment/functions required to begin RNP operations are listed in the FCOM (*Refer to FCOM/PRO-SPO-51*) and in the AFM (Refer to AFM/NORM-22-NPA-Instrument Approach Using Nav Mode).

**DRAGONAIR****A320/A321
MINIMUM EQUIPMENT LIST****HOW TO USE****REDUCED VERTICAL SEPARATION MINIMUM (RVSM)**

Ident.: HOW-00012814.0001001 / 29 NOV 11

Applicable to: ALL

When the RVSM capability of the aircraft is impacted by an inoperative item, the associated MEL operational procedure provides the RVSM limitations.

The minimum equipment/functions required to begin RVSM operations are listed in the Flight Manual (*Refer to AFM/NORM-34 Reduced Vertical Separation Minimum (RVSM)*) and FCOM (*Refer to FCOM/PRO-SPO-50 Reduced Vertical Separation Minimum (RVSM)*) and Part A 8.3.1.5.


ABBREVIATIONS

Ident.: HOW-00012817.0001001 / 29 NOV 11

Applicable to: ALL**A**

Abbreviation	Term
A/C	Aircraft
A/THR	Autothrust
AAP	Additional Attendant Panel
AAT	Aircraft Allocation Table
ABCU	Alternate Braking Control Unit
AC	Alternating Current
ACARS	ARINC Communication Addressing and Reporting System
ACFT	Aircraft
ACMS	Aircraft Condition Monitoring System
ACOC	Air Cooled Oil Cooler
ACP	Audio Control Panel
ACT	Additional Center Tank
ADF	Automatic Direction Finder
ADIRS	Air Data Inertial Reference System
ADIRU	Air Data Inertial Reference Unit
ADR	Air Data Reference
AEVC	Avionic Equipment Ventilation Controller
AGL	Above Ground Level
AIDS	Aircraft Integrated Data System
AIP	Attendant Indication Panel
ALT	Altitude
AMM	Aircraft Maintenance Manual
AOA	Angle of Attack
AOC	Airline Operational Control
AP	Autopilot

Continued on the following page

 DRAGONAIR A320/A321 MINIMUM EQUIPMENT LIST	HOW TO USE
--	-------------------

Continued from the previous page

Abbreviation	Term
APU	Auxiliary Power Unit
ATA	Air Transport Association
ATC	Air Traffic Control
ATSU	Air Traffic Service Unit
ATT	Attitude
AUTO	Automatic
AVNCS	Avionics

B

Abbreviation	Term
B/UP	Backup
BAT	Battery
BCL	Battery Charge Limiter
BMC	Bleed Air Monitoring Computer
BSCU	Braking Steering Control Unit
BTMU	Brake Temperature Monitoring Unit

C

Abbreviation	Term
C/B	Circuit Breaker
CAD	Civil Aviation Department
CAM	Cabin Assignment Module
CAPT	Captain
CDL	Configuration Deviation List
CDLS	Cockpit Door Locking System
CDSS	Cockpit Door Surveillance System
CDU	Control Display Unit
CFDIU	Centralized Fault Data Interface Unit
CFDS	Centralized Fault Display System
CG	Center of Gravity
CIDS	Cabin Intercommunication Data System
CL	Climb
CLB	Climb
COND	Conditioning
CONF	Configuration
CPC	Cabin Pressure Controller
CRS	Certificate of Release to Service
CTL	Control
CTR	Center
CVR	Cockpit Voice Recorder



DRAGONAIR

A320/A321
MINIMUM EQUIPMENT LIST


HOW TO USE

D

Abbreviation	Term
DAC	Double Annular Combustor
DAR	Digital AIDS Recorder
DC	Direct Current
DDRMI	Digital Distance and Radio Magnetic Indicator
DEU	Decoder / Encoder Unit
DFDR	Digital Flight Data Recorder
DH	Decision Height
DLRB	Data Loading Routing Box
DMC	Display Management Computer
DME	Distance Measuring Equipment
DMU	Data Management Unit
DU	Display Unit

E

Abbreviation	Term
EASA	European Aviation Safety Agency
ECAM	Electronic Centralized Aircraft Monitoring
ECAS	Emergency Cockpit Alerting System
ECP	ECAM Control Panel
ECU	Engine Control Unit
EEC	Engine Electronic Controller
EFB	Electronic Flight Bag
EFIS	Electronic Flight Instrument System
EGT	Exhaust Gas Temperature
EIU	Engine Interface Unit
ELAC	Elevator Aileron Computer
ELEC	Electric
ELT	Emergency Locator Transmitter
EMCD	Electronic Magnetic Chip Detector
ENG	Engine
EPR	Engine Pressure Ratio
ESS	Essential
ETOPS	Extended Range Twin Engine Aircraft Operations
EVMU	Engine Vibration Monitoring Unit
EWD	Engine Warning Display
EWDU	Engine Warning Display Unit

 DRAGONAIR A320/A321 MINIMUM EQUIPMENT LIST	HOW TO USE
--	-------------------

F

Abbreviation	Term
F/O	First Officer
FAC	Flight Augmentation Computer
FADEC	Full Authority Digital Engine Control
FANS	Future Air Navigation System
FAP	Flight/Forward Attendant Panel
FCDC	Flight Control Data Concentrator
FCOM	Flight Crew Operating Manual
FCU	Flight Control Unit
FD	Flight Director
FDIMU	Flight Data Interface and Management Unit
FDIU	Flight Data Interface Unit
FL	Flight Level
FMA	Flight Mode Annunciator
FMGC	Flight Management Guidance Computer
FMS	Flight Management System
FOB	Fuel on Board
FPEPMS	Floor Proximity Emergency Escape Path Marking System
FPLN	Flight Plan
FQI	Fuel Quantity Indication
FQIC	Fuel Quantity Indication Computer
FSN	Fleet Serial Number
FU	Fuel Used
FWC	Flight Warning Computer
FWD	Forward

G

Abbreviation	Term
GCU	Generator Control Unit
GEN	Generator
GLS	GNSS Landing System
GND	Ground
GNSS	Global Navigation Satellite System
GPCU	Ground Power Control Unit
GPS	Global Positioning System
GPU	Ground Power Unit
GPWS	Ground Proximity Warning System
GW	Gross Weight

**DRAGONAIR****A320/A321****MINIMUM EQUIPMENT LIST****HOW TO USE****H**

Abbreviation	Term
HF	High Frequency
HK	Hong Kong
HKAR	To be completed
HKCAD	Hong Kong Civil Aviation Department
HKG	Hong Kong
HP	High Pressure
HUD	Head Up Display
HYD	Hydraulics

I

Abbreviation	Term
IAS	Indicated Airspeed
IDG	Integrated Drive Generator
IFE	In-Flight Entertainment
IFR	Instrument Flight Rules
ILS	Instrument Landing System
IOC	To be completed
IP	Intermediate Pressure
IR	Inertial Reference
IRS	Inertial Reference System
ISA	International Standard Atmosphere
ISB	Inspection Service Bulletin
ISIS	Integrated Standby Instrument System

J

Abbreviation	Term
JAA	Joint Aviation Authorities


K

Abbreviation	Term
KA	To be completed

L

Abbreviation	Term
L/G	Landing Gear
LAF	Load Alleviation Function
LED	Light Emitting Diode
LEDU	List of Effective Documentary Units
LESS	List of Effective Sections/Subsections

Continued on the following page

 DRAGONAIR A320/A321 MINIMUM EQUIPMENT LIST	<h2 style="text-align: center;">HOW TO USE</h2>
--	---

Continued from the previous page

Abbreviation	Term
LGCIU	Landing Gear Control Interface Unit
LH	Left Hand
LOM	List of Modifications
LP	Low Pressure
LVDT	Linear Variable Differential Transformer
LVR CLB	Lever Climb

M

Abbreviation	Term
MAN	Manual
MCDU	Malfunction Control and Display Unit
MCT	Maximum Continuous Thrust
MDA	Minimum Decision Altitude
MDDU	Multipurpose Disk Drive Unit
MEL	Minimum Equipment List
MES	Main Engine Start
MLS	Microwave Landing System
MMEL	Master Minimum Equipment List
MMI	Manual Magnetic Indicator
MMO	Maximum Operating Mach
MOD	Modification
MP	Modification Proposal
MSN	Manufacturer Serial Number
MTO	Maximum Take-Off
MTOW	Maximum Takeoff Weight

N

Abbreviation	Term
NAV	Navigation
ND	Navigation Display
NDU	Navigation Display Unit
NWS	Nose Wheel Steering

O

Abbreviation	Term
OAT	Outside Air Temperature
OEB	Operations Engineering Bulletin
OEI	One Engine Inoperative
OP CLB	Open Climb



DRAGONAIR

A320/A321

MINIMUM EQUIPMENT LIST

HOW TO USE

P

Abbreviation	Term
P/N	Part Number
PA	Passenger Address
PADD	Performance ADD
PAX	Passenger
PBE	Portable Breathing Equipment
PCU	Power Control Unit
PDF	Portable Document Format
PF	Pilot Flying
PFD	Primary Flight Display
PFDU	Primary Flight Display Unit
PHC	Probes Heat Computer
PM	Pilot Monitoring
PNF	Pilot Non Flying
PRAM	Prerecorded Announcement and Music Reproducer
PRV	Pressure Regulation Valve
PSL	Product Structure Level
PSU	Passenger Service Unit
PTP	Programming and Test Panel
PTU	Power Transfer Unit (Hydraulic)
PVI	Paravisual Indicator
PWR	Power


Q

Abbreviation	Term
QAR	Quick Access Recorder
QCCU	Quantity Calculation Control Unit
QNH	Sea Level Atmospheric Pressure
QRH	Quick Reference Handbook

R

Abbreviation	Term
RA	Radio Altitude
RAT	Ram Air Turbine
RH	Right Hand
RMI	Radio Magnetic Indicator
RMP	Radio Management Panel
RNP	Required Navigation Performance
RTO	Rejected Takeoff
RTOW	Rejected Takeoff Weight

Continued on the following page

 DRAGONAIR A320/A321 MINIMUM EQUIPMENT LIST	HOW TO USE
--	-------------------

Continued from the previous page

Abbreviation	Term
RVR	Runway Visual Range
RVSM	Reduced Vertical Separation Minimum

S

Abbreviation	Term
SADD	Significant ADD
SAC	Single Annular Combustor
SAT	Static Air Temperature
SATCOM	Satellite Communication
SB	Service Bulletin
SD	System Display
SDAC	System Data Acquisition Concentrator
SDCU	Smoke Detection Control Unit
SDF	Smoke Detection Function
SDU	System Display Unit
SEC	Flight Control Secondary Computer (FCSC)
SFCC	Slat/Flap Control Computer
SFCS	Slat/Flap Control System
SOH	Summary of Highlights
STBY	Standby

T

Abbreviation	Term
T/O	Takeoff
TAS	True Air Speed
TAT	Total Air Temperature
TAWS	Terrain Awareness and Warning System
TCA	Throttle Control Assy
TCAS	Traffic Alert and Collision Avoidance System
TCC	Turbine Case Cooling
TLA	Thrust Lever Angle
TLC	Takeoff and Landing Chart Computation Program
TM-A	Technical Manager-Airbus
TOC	Table of Contents
TOGA	Takeoff/Go Around
TOW	Takeoff Weight
TPIC	Tire Pressure Indicating Computer
TR	Transformer Rectifier Unit



DRAGONAIR

A320/A321
MINIMUM EQUIPMENT LIST

HOW TO USE

U

Abbreviation	Term
UTC	Universal Coordinated Time

V

Abbreviation	Term
V1	Critical Engine Failure Speed
V2	Takeoff Safety Speed
VAPP	Approach Speed
VENT	Ventilation
VFE	Maximum Speed for each Flap Configuration
VFR	Visual Flight Rules
VHF	Very High Frequency
VLE	Max Landing Gear Extended Speed
VMC	Visual Meteorological Conditions
VMCA	Minimum Control Speed in Flight
VMCG	Minimum Control Speed on Ground
VMO	Maximum Operating Speed
VMU	Minimum Unstick Speed
VOR	VHF Omnidirectional Range
VR	Rotation Speed
VS	Reference Stalling Speed
VSBS	Vender Service Bulletin

W

Abbreviation	Term
WBS	Weight and Balance System
WTB	Wing Tip Brake

X


Abbreviation	Term
XML	Extensible Mark-up Language

Z

Abbreviation	Term
ZFW	Zero Fuel Weight

MEL ENTRIES

Intentionally left blank

 <p>DRAGONAIR A320/A321 MINIMUM EQUIPMENT LIST</p>	<p>MEL ENTRIES PRELIMINARY PAGES - TABLE OF CONTENTS</p>
--	--

ME-PLP PRELIMINARY PAGES

TABLE OF CONTENTS

ME-21 Air Conditioning

<u>AIR</u> AFT CRG VENT FAULT.....	A
<u>AIR</u> COND CTL 1(2)-A(B).....	B
<u>AIR</u> PACK 1(2) FAULT.....	C
<u>AIR</u> PACK 1+2 FAULT.....	D
<u>AIR</u> PACK 1(2) OFF.....	E
<u>AIR</u> PACK 1(2) OVHT.....	F
<u>AIR</u> PACK 1(2) REGUL FAULT.....	G
<u>CAB PR</u> EXCESS CAB ALT.....	H
<u>CAB PR</u> EXCES RESIDUAL PR.....	I
<u>CAB PR</u> LDG ELEV FAULT.....	J
<u>CAB PR</u> LO DIFF PR.....	K
<u>CAB PR</u> OFV NOT OPEN.....	L
<u>CAB PR</u> SAFETY VALVE OPEN.....	M
<u>CAB PR</u> SYS 1(2) FAULT.....	N
<u>CAB PR</u> SYS 1+2 FAULT.....	O
<u>COND</u> AFT CAB DUCT OVHT.....	P
<u>COND</u> AFT CRG ISOL VALVE.....	Q
<u>COND</u> CKPT DUCT OVHT.....	R
<u>COND</u> FWD CAB DUCT OVHT.....	S
<u>COND</u> HOT AIR FAULT.....	T
<u>COND</u> L+R CAB FAN FAULT.....	U
<u>COND</u> LAV+GALLEY FAN FAULT.....	V
<u>COND</u> TRIM AIR SYS FAULT.....	W
<u>COND</u> ZONE REGUL FAULT.....	X
<u>VENT</u> AVNCS SYS FAULT.....	Y
<u>VENT</u> BLOWER FAULT.....	Z
<u>VENT</u> EXTRACT FAULT.....	AA
<u>VENT</u> SKIN VALVE FAULT.....	AB

ME-22 Auto Flight

<u>AUTO FLT</u> A/THR LIMITED.....	A
<u>AUTO FLT</u> A/THR OFF.....	B
<u>AUTO FLT</u> AP OFF.....	C
<u>AUTO FLT</u> FAC 1 FAULT.....	D
<u>AUTO FLT</u> FAC 2 FAULT.....	E
<u>AUTO FLT</u> FAC 1+2 FAULT.....	F
<u>AUTO FLT</u> FCU 1(2) FAULT.....	G
<u>AUTO FLT</u> FCU 1+2 FAULT.....	H



DRAGONAIR

A320/A321
MINIMUM EQUIPMENT LIST

MEL ENTRIES
PRELIMINARY PAGES - TABLE OF CONTENTS

<u>AUTO FLT REAC W/S DET FAULT</u>	I
<u>AUTO FLT RUD TRIM 1(2) FAULT</u>	J
<u>AUTO FLT RUD TRIM SYS</u>	K
<u>AUTO FLT RUD TRV LIM 1(2)</u>	L
<u>AUTO FLT RUD TRV LIM SYS</u>	M
<u>AUTO FLT YAW DAMPER 1(2)</u>	N
<u>AUTO FLT YAW DAMPER SYS</u>	O
<u>WINDSHEAR DET FAULT</u>	P

ME-23 Communications

<u>COM ACARS FAULT</u>	A
<u>COM CIDS 1+2 FAULT</u>	B
<u>COM HF 1(2) DATA FAULT</u>	C
<u>COM HF 1(2) EMITTING</u>	D
<u>COM VHF 3 DATA FAULT</u>	E
<u>COM VHF 1(2)(3) EMITTING</u>	F

ME-24 Electrical Power

<u>C/B TRIPPED</u>	A
<u>ELEC AC BUS 1 FAULT</u>	B
<u>ELEC AC BUS 2 FAULT</u>	C
<u>ELEC AC ESS BUS ALTN</u>	D
<u>ELEC AC ESS BUS FAULT</u>	E
<u>ELEC AC ESS BUS SHED</u>	F
<u>ELEC APU GEN FAULT</u>	G
<u>ELEC APU GEN OVERLOAD</u>	H
<u>ELEC BAT 1(2) FAULT</u>	I
<u>ELEC BAT 1(2) OFF</u>	J
<u>ELEC BCL 1(2) FAULT</u>	K
<u>ELEC DC BAT BUS FAULT</u>	L
<u>ELEC DC BUS 1 FAULT</u>	M
<u>ELEC DC BUS 2 FAULT</u>	N
<u>ELEC DC BUS 1+2 FAULT</u>	O
<u>ELEC DC EMER CONFIG</u>	P
<u>ELEC DC ESS BUS FAULT</u>	Q
<u>ELEC DC ESS BUS SHED</u>	R
<u>ELEC EMER CONFIG</u>	S
<u>ELEC EMER GEN 1 LINE OFF</u>	T
<u>ELEC ESS BUSES ON BAT</u>	U
<u>ELEC ESS TR FAULT</u>	V
<u>ELEC GEN 1(2) FAULT</u>	W
<u>ELEC GEN 1(2) OFF</u>	X



DRAGONAIR
A320/A321
MINIMUM EQUIPMENT LIST

MEL ENTRIES
PRELIMINARY PAGES - TABLE OF CONTENTS

<u>ELEC</u> GEN 1(2) OVERLOAD.....	Y
<u>ELEC</u> IDG 1(2) DISCONNECTED.....	Z
<u>ELEC</u> IDG 1(2) OIL LO PR.....	AA
<u>ELEC</u> IDG 1(2) OIL OVHT.....	AB
<u>ELEC</u> STATIC INV FAULT.....	AC
<u>ELEC</u> TR 1(2) FAULT.....	AD

ME-26 Fire Protection

<u>APU</u> FIRE	A
<u>APU</u> FIRE DET FAULT.....	B
<u>APU</u> FIRE LOOP A(B) FAULT.....	C
<u>AVIONICS</u> SMOKE	D
<u>CARGO</u> SMOKE AFT BTL SQUIB FAULT.....	E
<u>CARGO</u> SMOKE FWD BTL SQUIB FAULT.....	F
<u>ENG</u> 1(2) FIRE	G
<u>ENG</u> 1(2) FIRE DET FAULT.....	H
<u>ENG</u> 1(2) FIRE LOOP A FAULT.....	I
<u>ENG</u> 1(2) FIRE LOOP B FAULT.....	J
<u>SMOKE</u> AFT CARGO SMOKE.....	K
<u>SMOKE</u> AFT CRG BTL 1 FAULT.....	L
<u>SMOKE</u> AFT CRG BTL 2 FAULT.....	M
<u>SMOKE</u> AFT CRG DET FAULT.....	N
<u>SMOKE</u> FWD CARGO SMOKE.....	O
<u>SMOKE</u> FWD CRG BTL 1 FAULT.....	P
<u>SMOKE</u> FWD CRG BTL 2 FAULT.....	Q
<u>SMOKE</u> FWD CRG DET FAULT.....	R
<u>SMOKE</u> LAV+CRG DET FAULT.....	S
<u>SMOKE</u> DET FAULT.....	T
<u>SMOKE</u> LAVATORY DET FAULT.....	U
<u>SMOKE</u> LAVATORY SMOKE.....	V

ME-27 Flight Controls

<u>CONFIG</u> L(R) SIDESTICK FAULT.....	A
<u>CONFIG</u> PITCH TRIM NOT IN T.O. RANGE.....	B
<u>CONFIG</u> RUD TRIM NOT IN T.O. RANGE.....	C
<u>CONFIG</u> SLATS(FLAPS) NOT IN T.O. CONFIG.....	D
<u>CONFIG</u> SPEED BRK NOT RETRACTED.....	E
<u>F/CTL</u> AIL SERVO FAULT.....	F
<u>F/CTL</u> ALTN LAW.....	G
<u>F/CTL</u> DIRECT LAW.....	H
<u>F/CTL</u> ELAC 1 FAULT.....	I
<u>F/CTL</u> ELAC 1 PITCH FAULT.....	J



DRAGONAIR

A320/A321
MINIMUM EQUIPMENT LIST

MEL ENTRIES
PRELIMINARY PAGES - TABLE OF CONTENTS

<u>F/CTL</u> ELAC 2 FAULT.....	K
<u>F/CTL</u> ELAC 2 PITCH FAULT.....	L
<u>F/CTL</u> ELEV SERVO FAULT.....	M
<u>F/CTL</u> FCDC 1 FAULT.....	N
<u>F/CTL</u> FCDC 2 FAULT.....	O
<u>F/CTL</u> FCDC 1+2 FAULT.....	P
<u>F/CTL</u> FLAP ATTACH SENSOR.....	Q
<u>F/CTL</u> FLAP LVR NOT ZERO.....	R
<u>F/CTL</u> FLAP SYS 1 FAULT.....	S
<u>F/CTL</u> FLAP SYS 2 FAULT.....	T
<u>F/CTL</u> FLAP TIP BRK FAULT.....	U
<u>F/CTL</u> FLAPS(SLATS) FAULT.....	V
<u>F/CTL</u> FLAPS(SLATS) LOCKED.....	W
<u>F/CTL</u> GND SPLR FAULT.....	X
<u>F/CTL</u> GND SPLR 1+2(3+4) FAULT.....	Y
<u>F/CTL</u> L(R) AIL FAULT.....	Z
<u>F/CTL</u> L(R) ELEV FAULT.....	AA
<u>F/CTL</u> L+R ELEV FAULT.....	AB
<u>F/CTL</u> L(R) SIDESTICK FAULT.....	AC
<u>F/CTL</u> SEC 1 FAULT.....	AD
<u>F/CTL</u> SEC 2 FAULT.....	AE
<u>F/CTL</u> SEC 3 FAULT.....	AF
<u>F/CTL</u> SIDESTICK PRIORITY.....	AG
<u>F/CTL</u> SLAT SYS 1 FAULT.....	AH
<u>F/CTL</u> SLAT SYS 2 FAULT.....	AI
<u>F/CTL</u> SLAT TIP BRK FAULT.....	AJ
<u>F/CTL</u> SPD BRK DISAGREE.....	AK
<u>F/CTL</u> SPD BRK FAULT.....	AL
<u>F/CTL</u> SPD BRK STILL OUT.....	AM
<u>F/CTL</u> SPD BRK 2(3+4) FAULT.....	AN
<u>F/CTL</u> SPLR FAULT.....	AO
<u>F/CTL</u> STABILIZER JAM.....	AP

ME-28 Fuel

<u>FUEL</u> ACT PUMP LO PR.....	A
<u>FUEL</u> ACT UNUSABLE.....	B
<u>FUEL</u> ACT XFR FAULT.....	C
<u>FUEL</u> APU LP VALVE FAULT.....	D
<u>FUEL</u> AUTO FEED FAULT.....	E
<u>FUEL</u> AUTO TRANSFER FAULT.....	F
<u>FUEL</u> CTR TK PUMP 1(2) LO PR.....	G
<u>FUEL</u> CTR TK PUMPS LO PR.....	H



DRAGONAIR
A320/A321
MINIMUM EQUIPMENT LIST

MEL ENTRIES
PRELIMINARY PAGES - TABLE OF CONTENTS

<u>FUEL</u> CTR TK PUMPS OFF.....	I
<u>FUEL</u> CTR TK XFR OFF.....	J
<u>FUEL</u> ENG 1(2) LP VALVE OPEN.....	K
<u>FUEL</u> FQI CH 1(2) FAULT.....	L
<u>FUEL</u> L(R) INNER(OUTER) TK HI TEMP.....	M
<u>FUEL</u> L(R) WING TK HI TEMP.....	N
<u>FUEL</u> L(R) INNER(OUTER) TK LO TEMP.....	O
<u>FUEL</u> L(R) WING TK LO TEMP.....	P
<u>FUEL</u> L(R) TK PUMP 1(2) LO PR.....	Q
<u>FUEL</u> L(R) TK PUMP 1+2 LO PR.....	R
<u>FUEL</u> L(R) WING TK LO LVL.....	S
<u>FUEL</u> L+R WING TK LO LVL.....	T
<u>FUEL</u> L(R) WING TK OVERFLOW.....	U
<u>FUEL</u> L(R) XFR VALVE CLOSED.....	V
<u>FUEL</u> L(R) XFR VALVE FAULT.....	W
<u>FUEL</u> L(R) XFR VALVE OPEN.....	X
<u>FUEL</u> X FEED VALVE FAULT.....	Y
<u>FUEL</u> XFR VALVES FAULT.....	Z

ME-29 Hydraulic Power

<u>HYD</u> B ELEC PUMP LO PR.....	A
<u>HYD</u> B ELEC PUMP OVHT.....	B
<u>HYD</u> B RSVR LO AIR PR.....	C
<u>HYD</u> B RSVR LO LVL.....	D
<u>HYD</u> B RSVR OVHT.....	E
<u>HYD</u> B SYS LO PR.....	F
<u>HYD</u> B+G SYS LO PR.....	G
<u>HYD</u> B+Y SYS LO PR.....	H
<u>HYD</u> G ENG 1 PUMP LO PR.....	I
<u>HYD</u> G RSVR LO AIR PR.....	J
<u>HYD</u> G RSVR LO LVL.....	K
<u>HYD</u> G RSVR OVHT.....	L
<u>HYD</u> G SYS LO PR.....	M
<u>HYD</u> G+Y SYS LO PR.....	N
<u>HYD</u> PTU FAULT.....	O
<u>HYD</u> RAT FAULT.....	P
<u>HYD</u> Y ELEC PUMP LO PR.....	Q



DRAGONAIR

A320/A321
MINIMUM EQUIPMENT LIST

MEL ENTRIES
PRELIMINARY PAGES - TABLE OF CONTENTS

<u>HYD</u> Y ELEC PUMP OVHT.....	R
<u>HYD</u> Y ENG 2 PUMP LO PR.....	S
<u>HYD</u> Y RSVR LO AIR PR.....	T
<u>HYD</u> Y RSVR LO LVL.....	U
<u>HYD</u> Y RSVR OVHT.....	V
<u>HYD</u> Y SYS LO PR.....	W

ME-30 Ice and Rain Protection

<u>ANTI ICE</u> ALL PITOT.....	A
<u>ANTI ICE</u> CAPT(F/O)(STBY) AOA.....	B
<u>ANTI ICE</u> CAPT(F/O)(STBY) L(R) STAT.....	C
<u>ANTI ICE</u> CAPT(F/O)(STBY) PITOT.....	D
<u>ANTI ICE</u> CAPT+F/O PITOT.....	E
<u>ANTI ICE</u> CAPT+STBY PITOT.....	F
<u>ANTI ICE</u> CAPT(F/O)(STBY) PROBES.....	G
<u>ANTI ICE</u> CAPT(F/O) TAT.....	H
<u>ANTI ICE</u> ENG 1(2) VALVE CLSD.....	I
<u>ANTI ICE</u> ENG 1(2) VALVE OPEN.....	J
<u>ANTI ICE</u> F/O+STBY PITOT.....	K
<u>ANTI ICE</u> L(R) WINDOW.....	L
<u>ANTI ICE</u> L(R) WINDSHIELD.....	M
<u>ANTI ICE</u> L+R WINDSHIELD.....	N
<u>WING ANTI ICE</u> L(R) HI PR.....	O
<u>WING ANTI ICE</u> L(R) VALVE OPEN.....	P
<u>WING ANTI ICE</u> OPEN ON GND.....	Q
<u>WING ANTI ICE</u> SYS FAULT.....	R

ME-31 Indicating/Recording Systems

<u>EIS</u> DMC 1 FAULT.....	A
<u>EIS</u> DMC 2 FAULT.....	B
<u>EIS</u> DMC 3 FAULT.....	C
<u>FWS</u> FWC 1 FAULT.....	D
<u>FWS</u> FWC 2 FAULT.....	E
<u>FWS</u> FWC 1+2 FAULT.....	F
<u>FWS</u> OEB/FWC DISCREPANCY.....	G
<u>FWS</u> SDAC 1 FAULT.....	H
<u>FWS</u> SDAC 2 FAULT.....	I
<u>FWS</u> SDAC 1+2 FAULT.....	J
<u>RECORDER</u> DFDR FAULT.....	K
<u>RECORDER</u> SYS FAULT.....	L



ME-32 Landing Gear

<u>BRAKES</u> ALTN BRK FAULT.....	A
<u>BRAKES</u> ALTN L(R) RELEASED.....	B
<u>BRAKES</u> A/SKID N/WS FAULT.....	C
<u>BRAKES</u> A/SKID N/WS OFF.....	D
<u>BRAKES</u> AUTO BRK FAULT.....	E
<u>BRAKES</u> BRK Y ACCU LO PR.....	F
<u>BRAKES</u> SYS 1 FAULT.....	G
<u>BRAKES</u> SYS 2 FAULT.....	H
<u>BRAKES</u> HOT.....	I
<u>BRAKES</u> NORM BRK FAULT.....	J
<u>BRAKES</u> NORM+ALT FAULT.....	K
<u>BRAKES</u> PARK BRK FAULT.....	L
<u>BRAKES</u> PARK BRK LO PR.....	M
<u>BRAKES</u> PARK BRK ON.....	N
<u>BRAKES</u> RELEASED.....	O
<u>BRAKES</u> -N/WS MINOR FAULT.....	P
CONFIG PARK BRK ON.....	Q
<u>L/G</u> DOORS NOT CLOSED.....	R
<u>L/G</u> GEAR NOT DOWN.....	S
<u>L/G</u> GEAR NOT DOWNLOCKED.....	T
<u>L/G</u> GEAR NOT UPLOCKED.....	U
<u>L/G</u> GEAR UPLOCK FAULT.....	V
<u>L/G</u> LGCIU 1 FAULT.....	W
<u>L/G</u> LGCIU 2 FAULT.....	X
<u>L/G</u> SHOCK ABSORBER FAULT.....	Y
<u>L/G</u> SYS DISAGREE.....	Z
<u>WHEEL</u> HYD SEL FAULT.....	AA
<u>WHEEL</u> N/W STRG FAULT.....	AB

ME-34 Navigation

<u>NAV</u> ADR DISAGREE.....	A
<u>NAV</u> ADR 1 FAULT.....	B
<u>NAV</u> ADR 2 FAULT.....	C
<u>NAV</u> ADR 3 FAULT.....	D
<u>NAV</u> ADR 1+2(1+3)(2+3) FAULT.....	E
<u>NAV</u> ADR 1+2+3 FAULT.....	F
<u>NAV</u> ALTI DISCREPANCY.....	G
<u>NAV</u> ATC/XPDR 1(2)(1+2) FAULT.....	H
<u>NAV</u> ATC/XPDR STBY.....	I
<u>NAV</u> ATT DISCREPANCY.....	J
<u>NAV</u> CAPT(F/O)(STBY) AOA FAULT.....	K



DRAGONAIR

A320/A321
MINIMUM EQUIPMENT LIST

MEL ENTRIES
PRELIMINARY PAGES - TABLE OF CONTENTS


<u>NAV</u> FM/GPS POS DISAGREE.....	L
<u>NAV</u> GPS 1(2) FAULT.....	M
<u>NAV</u> GPWS FAULT.....	N
<u>NAV</u> GPWS TERR DET FAULT.....	O
<u>NAV</u> HDG DISCREPANCY.....	P
<u>NAV</u> IAS DISCREPANCY.....	Q
<u>NAV</u> ILS 1(2)(1+2) FAULT.....	R
<u>NAV</u> IR DISAGREE.....	S
<u>NAV</u> IR NOT ALIGNED.....	T
<u>NAV</u> IR 1 FAULT.....	U
<u>NAV</u> IR 2 FAULT.....	V
<u>NAV</u> IR 3 FAULT.....	W
<u>NAV</u> IR 1+2(1+3)(2+3) FAULT.....	X
<u>NAV</u> PRED W/S DET FAULT.....	Y
<u>NAV</u> RA DEGRADED.....	Z
<u>NAV</u> RA 1(2) FAULT.....	AA
<u>NAV</u> TCAS FAULT.....	AB
<u>NAV</u> TCAS STANDBY.....	AC
<u>OVERSPEED</u>	AD

ME-36 Pneumatic

<u>AIR</u> APU BLEED FAULT.....	A
<u>AIR</u> APU BLEED LEAK.....	B
<u>AIR</u> BLEED 1(2) OFF.....	C
<u>AIR</u> ENG HP VALVE FAULT.....	D
<u>AIR</u> ENG 1(2) BLEED ABNORM PR.....	E
<u>AIR</u> ENG 1(2) BLEED FAULT.....	F
<u>AIR</u> ENG 1(2) BLEED LEAK.....	G
<u>AIR</u> ENG 1(2)(1+2) BLEED LO TEMP.....	H
<u>AIR</u> ENG 1(2) BLEED NOT CLSD.....	I
<u>AIR</u> ENG 1(2) LEAK DET FAULT.....	J
<u>AIR</u> L(R) WING LEAK.....	K
<u>AIR</u> L(R) WING LEAK DET FAULT.....	L
<u>AIR</u> X BLEED FAULT.....	M
<u>BLEED</u> MONITORING FAULT.....	N
<u>BLEED</u> MONIT SYS 1(2) FAULT.....	O

ME-46 Information Systems

<u>DATA LINK</u> ATC FAULT.....	A
<u>DATA LINK</u> ATSU FAULT.....	B
<u>DATA LINK</u> COMPANY FAULT.....	C

 <p>DRAGONAIR A320/A321 MINIMUM EQUIPMENT LIST</p>	<p>MEL ENTRIES PRELIMINARY PAGES - TABLE OF CONTENTS</p>
--	--

ME-49 Airborne Auxiliary Power

APU AUTO(EMER) SHUT DOWN.....	A
-------------------------------	---

ME-52 Doors

DOOR AFT(BULK)(FWD) CARGO.....	A
DOOR L(R) AFT AVIONICS.....	B
DOOR L(R) AFT CABIN.....	C
DOOR L(R) AFT EMER EXIT.....	D
DOOR L(R) FWD AVIONICS.....	E
DOOR L(R) FWD CABIN.....	F
DOOR L(R) FWD EMER EXIT.....	G

ME-70 Engine

ENG DUAL FAILURE.....	A
ENG THR LEVERS NOT SET.....	B
ENG REV SET.....	C
ENG THRUST LOCKED	D
ENG TYPE DISAGREE.....	E
ENG VIB SYS FAULT.....	F
ENG 1(2) A/C FADEC SUPPLY.....	G
ENG 1(2) AIR EXCHANGR FAULT AIR VALVE CLOSED.....	H
ENG 1(2) AIR EXCHANGR FAULT AIR VALVE OPEN.....	I
ENG 1(2) BEARING 4 OIL SYS HI PRESS.....	J
ENG 1(2) BEARING 4 OIL SYS SCAVENGE VALVE FAULT.....	K
ENG 1(2) COMPRESSOR VANE.....	L
ENG 1(2) EGT(EPR)(FF)(N1)(N2) DISCREPANCY.....	M
ENG 1(2) EGT EXCEEDED DURING AIR START.....	N
ENG 1(2) EIU FAULT.....	O
ENG 1(2) EPR MODE FAULT.....	P
ENG 1(2) FADEC A(B) FAULT.....	Q
ENG 1(2) FADEC ALTERNATOR.....	R
ENG 1(2) FADEC FAULT.....	S
ENG 1(2) FADEC OVHT.....	T
ENG 1(2) FADEC PLUG FAULT.....	U
ENG 1(2) FAIL.....	V
ENG 1(2) FUEL CTL FAULT.....	W
ENG 1(2) FUEL FILTER CLOG.....	X
ENG 1(2) FUEL HEAT SYS.....	Y
ENG 1(2) FUEL VALVE FAULT.....	Z
ENG 1(2) HOT FUEL.....	AA
ENG 1(2) IGN A(B) FAULT.....	AB
ENG 1(2) IGN A+B FAULT.....	AC




DRAGONAIR

A320/A321

MINIMUM EQUIPMENT LIST

MEL ENTRIES
PRELIMINARY PAGES - TABLE OF CONTENTS

ENG 1(2) N1(N2)(EGT) OVER LIMIT.....	AD
ENG 1(2) OIL FILTER CLOG.....	AE
ENG 1(2) OIL HI TEMP.....	AF
ENG 1(2) OIL LO PR.....	AG
ENG 1(2) OIL LO TEMP.....	AH
ENG 1(2) ONE TLA FAULT.....	AI
ENG 1(2) OVSPD PROT FAULT.....	AJ
ENG 1(2) REV ISOL FAULT.....	AK
ENG 1(2) REV PRESSURIZED.....	AL
ENG 1(2) REV SWITCH FAULT.....	AM
ENG 1(2) REVERSE UNLOCKED.....	AN
ENG 1(2) REVERSER FAULT.....	AO
ENG 1(2) SENSOR FAULT.....	AP
ENG 1(2) SHUT DOWN.....	AQ
ENG 1(2) STALL.....	AR
ENG 1(2) START FAULT.....	AS
ENG 1(2) START VALVE FAULT.....	AT
ENG 1(2) SYSTEM FAULT.....	AU
ENG 1(2) THR LEVER ABV IDLE.....	AV
ENG 1(2) THR LEVER DISAGREE.....	AW
ENG 1(2) THR LEVER FAULT.....	AX

 DRAGONAIR A320/A321 MINIMUM EQUIPMENT LIST	MEL ENTRIES 21 - AIR CONDITIONING
---	--

ECAM Alert: AIR AFT CRG VENT FAULT

Ident.: ME-21-00007457.0001001 / 11 MAR 10
Applicable to: B-HTD, B-HTE, B-HTF, B-HTG, B-HTH, B-HTI

AIRCRAFT STATUS	CONDITION OF DISPATCH
NIL	Refer to Item 21-28-03 AFT Cargo Extraction Fan

ECAM Alert: AIR COND CTL 1(2)-A(B)

Ident.: ME-21-00007680.0001001 / 29 NOV 11
Applicable to: B-HSO, B-HSP, B-HSQ, B-HSR

AIRCRAFT STATUS	CONDITION OF DISPATCH
NIL	Refer to Item 21-63-04 Air Conditioning System Controller Channel (COND CTL 1(2)-A(B))

ECAM Alert: AIR PACK 1(2) FAULT

Ident.: ME-21-00007683.0001001 / 11 MAR 10
Applicable to: ALL

AIRCRAFT STATUS	CONDITION OF DISPATCH
NIL	Refer to Item 21-52-01 Air Conditioning Pack

ECAM Alert: AIR PACK 1+2 FAULT

Ident.: ME-21-00008959.0001001 / 29 NOV 11
Applicable to: ALL

AIRCRAFT STATUS	CONDITION OF DISPATCH
NIL	Refer to FCOM/PRO-SPO-20 Flight Without Cabin Pressurization (FCOM 2.04.20)

**DRAGONAIR****A320/A321**
MINIMUM EQUIPMENT LIST**MEL ENTRIES**
21 - AIR CONDITIONING**ECAM Alert: AIR PACK 1(2) OFF**

Ident.: ME-21-00007685.0001001 / 11 MAR 10

Applicable to: ALL

AIRCRAFT STATUS	CONDITION OF DISPATCH
NIL	Refer to Item 21-52-01 Air Conditioning Pack

ECAM Alert: AIR PACK 1(2) OVHT

Ident.: ME-21-00007684.0001001 / 11 MAR 10

Applicable to: ALL

AIRCRAFT STATUS	CONDITION OF DISPATCH
NIL	Refer to Item 21-52-01 Air Conditioning Pack

ECAM Alert: AIR PACK 1(2) REGUL FAULT

Ident.: ME-21-00007687.0001001 / 17 SEP 10

Applicable to: B-HSD, B-HSE, B-HSG, B-HTF

AIRCRAFT STATUS	CONDITION OF DISPATCH
If pack ram air inlet flap is affected	Refer to Item 21-52-02 Air Conditioning Pack Ram Air Inlet Flap
If pack ram air outlet flap is affected	Refer to Item 21-52-03 Air Conditioning Pack Ram Air Outlet Flap
If pack controller, pack anti-ice valve or water exchanger temperature sensor are affected	Refer to Item 21-61-02 Pack Controller Primary Channel
If turbine bypass valve is affected	Refer to Item 21-61-01 Pack Turbine Bypass Valve


ECAM Alert: AIR PACK 1(2) REGUL FAULT

Ident.: ME-21-00007687.0003001 / 17 SEP 10

Applicable to: B-HSI, B-HSJ, B-HSK, B-HSL, B-HSM, B-HSN, B-HTD, B-HTE, B-HTG, B-HTH, B-HTI

AIRCRAFT STATUS	CONDITION OF DISPATCH
If pack ram air inlet flap is affected	Refer to Item 21-52-02 Air Conditioning Pack Ram Air Inlet Flap

Continued on the following page

 DRAGONAIR A320/A321 MINIMUM EQUIPMENT LIST	MEL ENTRIES 21 - AIR CONDITIONING
---	--

Continued from the previous page

AIRCRAFT STATUS	CONDITION OF DISPATCH
If pack controller, pack anti-ice valve or water exchanger temperature sensor are affected	Refer to Item 21-61-02 Pack Controller Primary Channel
If turbine bypass valve is affected	Refer to Item 21-61-01 Pack Turbine Bypass Valve

ECAM Alert: <u>AIR</u> PACK 1(2) REGUL FAULT

Ident.: ME-21-00007687.0002001 / 29 NOV 11

Applicable to: B-HSQ, B-HSP, B-HSQ, B-HSR

AIRCRAFT STATUS	CONDITION OF DISPATCH
If pack outlet temperature is affected	Refer to Item 21-07-01-01 Pack Outlet Temperature Indication on the BLEED SD page
If pack compressor outlet temperature is affected	Refer to Item 21-07-01-03 Pack Compressor Outlet Temperature Indication on the BLEED SD page
If pack flow sensor is affected	Refer to Item 21-51-03 Pack Flow Sensor
If pack flow control valve is affected	Refer to Item 21-52-01 Air Conditioning Pack
If pack ram air inlet is affected	Refer to Item 21-52-02 Air Conditioning Pack Ram Air Inlet Flap
If turbine bypass valve is affected	Refer to Item 21-61-01 Pack Turbine Bypass Valve

ECAM Alert: <u>CAB</u> PR EXCESS CAB ALT

Ident.: ME-21-00007713.0001001 / 11 MAR 10

Applicable to: ALL

AIRCRAFT STATUS	CONDITION OF DISPATCH
NIL	Not related to MEL

**DRAGONAIR****A320/A321**
MINIMUM EQUIPMENT LIST**MEL ENTRIES**
21 - AIR CONDITIONING**ECAM Alert: CAB PR EXCES RESIDUAL PR**

Ident.: ME-21-00007714.0001001 / 29 NOV 11

Applicable to: ALL

AIRCRAFT STATUS	CONDITION OF DISPATCH
NIL	Apply ECAM procedure

ECAM Alert: CAB PR LDG ELEV FAULT

Ident.: ME-21-00007715.0001001 / 11 MAR 10

Applicable to: ALL

AIRCRAFT STATUS	CONDITION OF DISPATCH
NIL	Refer to Item 21-31-04 Landing Elevation Selection AUTO Function

ECAM Alert: CAB PR LO DIFF PR

Ident.: ME-21-00007716.0001001 / 11 MAR 10

Applicable to: ALL

AIRCRAFT STATUS	CONDITION OF DISPATCH
NIL	Not related to MEL

ECAM Alert: CAB PR OFV NOT OPEN

Ident.: ME-21-00007717.0002001 / 04 OCT 10

Applicable to: ALL

AIRCRAFT STATUS	CONDITION OF DISPATCH
NIL	NO DISPATCH


ECAM Alert: CAB PR SAFETY VALVE OPEN

Ident.: ME-21-00007718.0001001 / 29 NOV 11

Applicable to: ALL

AIRCRAFT STATUS	CONDITION OF DISPATCH
Actual alert	Refer to FCOM/PRO-SPO-20-FLIGHT WITHOUT CABIN PRESSURIZATION (FCOM 2.04.20)

Continued on the following page

 DRAGONAIR A320/A321 MINIMUM EQUIPMENT LIST	MEL ENTRIES 21 - AIR CONDITIONING
---	--

Continued from the previous page

AIRCRAFT STATUS	CONDITION OF DISPATCH
False alert	Refer to Item 21-09-03 CAB PR SAFETY VALVE OPEN Alert

ECAM Alert: <u>CAB PR</u> SYS 1(2) FAULT

Ident.: ME-21-00007719.0001001 / 11 MAR 10

Applicable to: ALL

AIRCRAFT STATUS	CONDITION OF DISPATCH
NIL	Refer to Item 21-31-01 Automatic Cabin Pressure Control System (CPC, Outflow Valve AUTO Channel)

ECAM Alert: <u>CAB PR</u> SYS 1+2 FAULT
--

Ident.: ME-21-00007720.0001001 / 29 NOV 11

Applicable to: ALL

AIRCRAFT STATUS	CONDITION OF DISPATCH
NIL	Refer to FCOM/PRO-SPO-20 Flight Without Cabin Pressurization (FCOM 2.04.20)

ECAM Alert: <u>COND</u> AFT CAB DUCT OVHT
--

Ident.: ME-21-00007703.0001001 / 11 MAR 10

Applicable to: ALL

AIRCRAFT STATUS	CONDITION OF DISPATCH
NIL	Refer to Item 21-63-02 Cockpit and Cabin Trim Air Valve

**DRAGONAIR****A320/A321**
MINIMUM EQUIPMENT LIST**MEL ENTRIES**
21 - AIR CONDITIONING**ECAM Alert: COND AFT CRG ISOL VALVE**

Ident.: ME-21-00007692.0001001 / 11 MAR 10

Applicable to: B-HTD, B-HTE, B-HTF, B-HTG, B-HTH, B-HTI

AIRCRAFT STATUS	CONDITION OF DISPATCH
NIL	Refer to Item 21-28-04 AFT Cargo Isolation Valve

ECAM Alert: COND CKPT DUCT OVHT

Ident.: ME-21-00007697.0001001 / 11 MAR 10

Applicable to: ALL

AIRCRAFT STATUS	CONDITION OF DISPATCH
NIL	Refer to Item 21-63-02 Cockpit and Cabin Trim Air Valve

ECAM Alert: COND FWD CAB DUCT OVHT

Ident.: ME-21-00007707.0001001 / 11 MAR 10

Applicable to: ALL


AIRCRAFT STATUS	CONDITION OF DISPATCH
NIL	Refer to Item 21-63-02 Cockpit and Cabin Trim Air Valve

ECAM Alert: COND HOT AIR FAULT

Ident.: ME-21-00007707.0001001 / 11 MAR 10

Applicable to: B-HSD, B-HSE, B-HSG, B-HSI, B-HSJ, B-HSK, B-HSL, B-HSM, B-HSN, B-HTD, B-HTE, B-HTF, B-HTG, B-HTH, B-HTI

AIRCRAFT STATUS	CONDITION OF DISPATCH
If the <u>COND</u> TRIM AIR SYS FAULT alert is not displayed on the EWD .	Refer to Item 21-63-03 Hot Air Pressure Regulating Valve
If the <u>COND</u> TRIM AIR SYS FAULT alert is displayed on the EWD .	Refer to Item 21-63-02 Cockpit and Cabin Trim Air Valve

 DRAGONAIR A320/A321 MINIMUM EQUIPMENT LIST	MEL ENTRIES 21 - AIR CONDITIONING
---	--

ECAM Alert: COND HOT AIR FAULT

Ident.: ME-21-00007707.0003001 / 29 NOV 11
Applicable to: B-HSO, B-HSP, B-HSQ, B-HSR

AIRCRAFT STATUS	CONDITION OF DISPATCH
NIL	Refer to Item 21-63-03 Hot Air Pressure Regulating Valve

ECAM Alert: COND L+R CAB FAN FAULT

Ident.: ME-21-00007708.0001001 / 11 MAR 10
Applicable to: ALL

AIRCRAFT STATUS	CONDITION OF DISPATCH
NIL	NO DISPATCH

ECAM Alert: COND LAV+GALLEY FAN FAULT

Ident.: ME-21-00007709.0001001 / 11 MAR 10
Applicable to: ALL

AIRCRAFT STATUS	CONDITION OF DISPATCH
NIL	Refer to Item 21-23-01 Lavatory and Galley Extraction Fan

ECAM Alert: COND TRIM AIR SYS FAULT

Ident.: ME-21-00007710.0001001 / 29 NOV 11
Applicable to: B-HSD, B-HSE, B-HSG, B-HSI, B-HSJ, B-HSK, B-HSL, B-HSM, B-HSN, B-HTD, B-HTE, B-HTF, B-HTG, B-HTH, B-HTI

AIRCRAFT STATUS	CONDITION OF DISPATCH
If the trim air valves are closed	Not related to MEL
If associated with the AFT CAB TRIM VALVE subtitle	Refer to Item 21-63-02 Cockpit and Cabin Trim Air Valve
If associated with the FWD CAB TRIM VALVE subtitle	Refer to Item 21-63-02 Cockpit and Cabin Trim Air Valve
If associated with the CKPT TRIM VALVE subtitle	Refer to Item 21-63-02 Cockpit and Cabin Trim Air Valve

Continued on the following page



DRAGONAIR

A320/A321
MINIMUM EQUIPMENT LIST

MEL ENTRIES
21 - AIR CONDITIONING

Continued from the previous page

AIRCRAFT STATUS	CONDITION OF DISPATCH
If associated with the TRIM AIR HI PR subtitle	<i>Refer to Item 21-63-03 Hot Air Pressure Regulating Valve</i>

ECAM Alert: COND TRIM AIR SYS FAULT

Ident.: ME-21-00007710.0003001 / 29 NOV 11

Applicable to: B-HSO, B-HSP, B-HSQ, B-HSR


AIRCRAFT STATUS	CONDITION OF DISPATCH
If the trim air valves are closed	Not related to MEL
If associated with the AFT CAB TRIM VALVE subtitle	<i>Refer to Item 21-63-02 Cockpit and Cabin Trim Air Valve</i>
If associated with the FWD CAB TRIM VALVE subtitle	<i>Refer to Item 21-63-02 Cockpit and Cabin Trim Air Valve</i>
If associated with the CKPT TRIM VALVE subtitle	<i>Refer to Item 21-63-02 Cockpit and Cabin Trim Air Valve</i>
If associated with the TRIM AIR HI PR subtitle	<i>Refer to Item 21-63-02 Cockpit and Cabin Trim Air Valve</i>

ECAM Alert: COND ZONE REGUL FAULT

Ident.: ME-21-00007711.0001001 / 29 NOV 11

Applicable to: B-HSD, B-HSE, B-HSG, B-HSI, B-HSJ, B-HSK, B-HSL, B-HSM, B-HSN, B-HTD, B-HTE, B-HTF, B-HTG, B-HTH, B-HTI

AIRCRAFT STATUS	CONDITION OF DISPATCH
If the CAB ZONE AT FIXED TEMP STATUS info is displayed on the STATUS SD page .	<i>Refer to Item 21-63-01A Zone Controller Channel</i>
If the PACKS AT FIXED TEMP STATUS info is displayed on the STATUS SD page .	<i>Refer to Item 21-63-01C Zone Controller Channel</i>

 DRAGONAIR A320/A321 MINIMUM EQUIPMENT LIST	MEL ENTRIES 21 - AIR CONDITIONING
---	--

ECAM Alert: VENT AVNCS SYS FAULT

Ident.: ME-21-00007721.0001001 / 29 NOV 11

Applicable to: ALL

AIRCRAFT STATUS	CONDITION OF DISPATCH
If the <u>VENT</u> SKIN VALVE FAULT alert is displayed on the EWD due to the Avionics Skin Air Outlet valve.	Refer to Item 21-26-04 Avionics Skin Air Outlet Valve
If the <u>VENT</u> SKIN VALVE FAULT alert is displayed on the EWD due to the Avionics Skin Air Inlet valve.	Refer to Item 21-26-05 Avionics Skin Air Inlet Valve
NIL	Refer to Item 21-26-03 Avionics Skin Exchanger Inlet Bypass Valve or Refer to Item 21-26-08 Avionics Air Conditioning Inlet Valve or Refer to Item 21-26-06 Avionics Skin Exchanger Isolation Valve or Refer to Item 21-26-10 Avionics Equipment Ventilation Computer (AEVC)

ECAM Alert: VENT BLOWER FAULT

Ident.: ME-21-00007722.0001001 / 11 MAR 10

Applicable to: ALL

AIRCRAFT STATUS	CONDITION OF DISPATCH
Actual alert	Refer to Item 21-26-01 Avionics Blower Fan
False alert	Refer to Item 21-09-01 VENT BLOWER FAULT Alert



DRAGONAIR

A320/A321
MINIMUM EQUIPMENT LIST

MEL ENTRIES
21 - AIR CONDITIONING

ECAM Alert: VENT EXTRACT FAULT

Ident.: ME-21-00007723.0001001 / 11 MAR 10

Applicable to: **ALL**


AIRCRAFT STATUS	CONDITION OF DISPATCH
Actual alert	<i>Refer to Item 21-26-02 Avionics Extract Fan</i>
False alert	<i>Refer to Item 21-09-02 VENT EXTRACT FAULT Alert</i>

ECAM Alert: VENT SKIN VALVE FAULT

Ident.: ME-21-00007725.0001001 / 29 NOV 11

Applicable to: **ALL**

AIRCRAFT STATUS	CONDITION OF DISPATCH
Outlet valve determined faulty on the <u>CAB PRESS</u> SD page	<i>Refer to Item 21-26-04 Avionics Skin Air Outlet Valve</i>
Inlet valve determined faulty on the <u>CAB PRESS</u> SD page	<i>Refer to Item 21-26-05 Avionics Skin Air Inlet Valve</i>

 DRAGONAIR A320/A321 MINIMUM EQUIPMENT LIST	MEL ENTRIES 22 - AUTO FLIGHT
---	---

ECAM Alert: AUTO FLT A/THR LIMITED

Ident.: ME-22-00007837.0001001 / 11 MAR 10

Applicable to: ALL

AIRCRAFT STATUS	CONDITION OF DISPATCH
<i>NIL</i>	Not related to MEL

ECAM Alert: AUTO FLT A/THR OFF

Ident.: ME-22-00007838.0001001 / 18 MAR 10

Applicable to: ALL

AIRCRAFT STATUS	CONDITION OF DISPATCH
Actual alert	<i>Refer to Item 22-30-01 Autothrust (A/THR)</i>
False alert	<i>Refer to Item 22-30-03 Autothrust Disengagement Warning</i>

ECAM Alert: AUTO FLT AP OFF

Ident.: ME-22-00007840.0001001 / 18 MAR 10

Applicable to: ALL

AIRCRAFT STATUS	CONDITION OF DISPATCH
Actual alert	<i>Refer to Item 22-10-01 Autopilot (AP)</i>
False alert	<i>Refer to Item 22-10-06 AP Disengagement Warning</i>

ECAM Alert: AUTO FLT FAC 1 FAULT

Ident.: ME-22-00007841.0001001 / 11 MAR 10

Applicable to: ALL

AIRCRAFT STATUS	CONDITION OF DISPATCH
<i>NIL</i>	<i>Refer to Item 22-60-01 FAC 1</i>



DRAGONAIR

A320/A321
MINIMUM EQUIPMENT LIST

MEL ENTRIES
22 - AUTO FLIGHT

*ECAM Alert: **AUTO FLT FAC 2 FAULT***

Ident.: ME-22-00007842.0001001 / 11 MAR 10

Applicable to: ALL

AIRCRAFT STATUS	CONDITION OF DISPATCH
NIL	Refer to Item 22-60-02 FAC 2

*ECAM Alert: **AUTO FLT FAC 1+2 FAULT***

Ident.: ME-22-00007843.0001001 / 11 MAR 10

Applicable to: ALL

AIRCRAFT STATUS	CONDITION OF DISPATCH
NIL	NO DISPATCH

*ECAM Alert: **AUTO FLT FCU 1(2) FAULT***

Ident.: ME-22-00007844.0001001 / 11 MAR 10

Applicable to: ALL

AIRCRAFT STATUS	CONDITION OF DISPATCH
NIL	Refer to Item 22-81-03-01 FCU Channel

*ECAM Alert: **AUTO FLT FCU 1+2 FAULT***

Ident.: ME-22-00007847.0001001 / 11 MAR 10

Applicable to: ALL


AIRCRAFT STATUS	CONDITION OF DISPATCH
NIL	NO DISPATCH

*ECAM Alert: **AUTO FLT REAC W/S DET FAULT***

Ident.: ME-22-00007849.0001001 / 29 NOV 11

Applicable to: ALL

AIRCRAFT STATUS	CONDITION OF DISPATCH
NIL	Refer to Item 22-60-03 Reactive Windshear Detection Function

 DRAGONAIR A320/A321 MINIMUM EQUIPMENT LIST	MEL ENTRIES 22 - AUTO FLIGHT
---	---

ECAM Alert: AUTO FLT RUD TRIM 1(2) FAULT

Ident.: ME-22-00007855.0001001 / 11 MAR 10

Applicable to: ALL

AIRCRAFT STATUS	CONDITION OF DISPATCH
NIL	Refer to Item 27-22-01 Rudder Trim System

ECAM Alert: AUTO FLT RUD TRIM SYS

Ident.: ME-22-00007856.0001001 / 11 MAR 10

Applicable to: ALL

AIRCRAFT STATUS	CONDITION OF DISPATCH
NIL	NO DISPATCH

ECAM Alert: AUTO FLT RUD TRV LIM 1(2)

Ident.: ME-22-00007857.0001001 / 11 MAR 10

Applicable to: ALL

AIRCRAFT STATUS	CONDITION OF DISPATCH
NIL	Refer to Item 27-23-01 Rudder Travel Limiter System (Including Rudder and Pedals Travel Limiter Units)

ECAM Alert: AUTO FLT RUD TRV LIM SYS

Ident.: ME-22-00007858.0001001 / 11 MAR 10

Applicable to: ALL

AIRCRAFT STATUS	CONDITION OF DISPATCH
NIL	NO DISPATCH



DRAGONAIR

A320/A321
MINIMUM EQUIPMENT LIST

MEL ENTRIES
22 - AUTO FLIGHT

*ECAM Alert: **AUTO FLT YAW DAMPER 1(2)***

Ident.: ME-22-00007859.0001001 / 11 MAR 10

Applicable to: **ALL**

AIRCRAFT STATUS	CONDITION OF DISPATCH
NIL	Refer to Item 22-60-04 Yaw Damper System

*ECAM Alert: **AUTO FLT YAW DAMPER SYS***

Ident.: ME-22-00007860.0001001 / 11 MAR 10

Applicable to: **ALL**


AIRCRAFT STATUS	CONDITION OF DISPATCH
NIL	NO DISPATCH

*ECAM Alert: **WINDSHEAR DET FAULT***

Ident.: ME-22-00007861.0001001 / 11 MAR 10

Applicable to: **ALL**

AIRCRAFT STATUS	CONDITION OF DISPATCH
NIL	Refer to Item 22-60-03 Reactive Windshear Detection Function

 DRAGONAIR A320/A321 MINIMUM EQUIPMENT LIST	MEL ENTRIES 23 - COMMUNICATIONS
---	--

ECAM Alert: COM ACARS FAULT

Ident.: ME-23-00007862.0002001 / 29 NOV 11

Applicable to: ALL

AIRCRAFT STATUS	CONDITION OF DISPATCH
NIL	Refer to Item 46-21-01 Air Traffic Service Unit (ATSU)

ECAM Alert: COM CIDS 1+2 FAULT

Ident.: ME-23-00007864.0001001 / 11 MAR 10

Applicable to: ALL

AIRCRAFT STATUS	CONDITION OF DISPATCH
NIL	NO DISPATCH

ECAM Alert: COM HF 1(2) DATA FAULT

Ident.: ME-23-00007867.0004001 / 29 NOV 11

Applicable to: ALL

AIRCRAFT STATUS	CONDITION OF DISPATCH
NIL	Refer to Item 23-10-01 HF System

ECAM Alert: COM HF 1(2) EMITTING

Ident.: ME-23-00007865.0002001 / 29 NOV 11

Applicable to: ALL

AIRCRAFT STATUS	CONDITION OF DISPATCH
If hand microphone selector is jammed in the transmitting position	Refer to Item 23-51-03 Hand Microphone
If sidestick PTT sw is jammed in the transmitting position	Refer to Item 23-51-06 Sidestick PTT sw
If a transmission Key on one ACP is jammed in the transmitting position	Refer to Item 23-52-05 ACP Transmission Key
False alert	Refer to Item 23-09-01 COM HF 1(2) EMITTING Alert



DRAGONAIR

A320/A321
MINIMUM EQUIPMENT LIST

MEL ENTRIES
23 - COMMUNICATIONS

*ECAM Alert: **COM VHF 3 DATA FAULT***

Ident.: ME-23-00007872.0004001 / 29 NOV 11

Applicable to: **ALL**


AIRCRAFT STATUS	CONDITION OF DISPATCH
NIL	Refer to Item 23-10-02 VHF System

*ECAM Alert: **COM VHF 1(2)(3) EMITTING***

Ident.: ME-23-00007871.0001001 / 29 NOV 11

Applicable to: **ALL**

AIRCRAFT STATUS	CONDITION OF DISPATCH
If hand microphone selector is jammed in the transmitting position	Refer to Item 23-51-03 Hand Microphone
If sidestick PTT sw is jammed in the transmitting position	Refer to Item 23-51-06 Sidestick PTT sw
If a transmission Key on one ACP is jammed in the transmitting position	Refer to Item 23-52-05 ACP Transmission Key
False alert	Refer to Item 23-09-02 COM VHF 1(2)(3) EMITTING Alert

 DRAGONAIR A320/A321 MINIMUM EQUIPMENT LIST	MEL ENTRIES 24 - ELECTRICAL POWER
---	--

*ECAM Alert: **C/B TRIPPED***

Ident.: ME-24-00007881.0001001 / 18 MAR 10

Applicable to: **ALL**

AIRCRAFT STATUS	CONDITION OF DISPATCH
Actual alert	Refer to affected systems
False alert	Refer to Item 24-09-02 C/B TRIPPED Alert

*ECAM Alert: **ELEC AC BUS 1 FAULT***

Ident.: ME-24-00007873.0001001 / 11 MAR 10

Applicable to: **ALL**

AIRCRAFT STATUS	CONDITION OF DISPATCH
NIL	NO DISPATCH

*ECAM Alert: **ELEC AC BUS 2 FAULT***

Ident.: ME-24-00007874.0001001 / 11 MAR 10

Applicable to: **ALL**

AIRCRAFT STATUS	CONDITION OF DISPATCH
NIL	NO DISPATCH

*ECAM Alert: **ELEC AC ESS BUS ALTN***

Ident.: ME-24-00010320.0003001 / 29 NOV 11

Applicable to: **B-HSD, B-HSG, B-HSI, B-HSJ, B-HSK, B-HSL, B-HSM, B-HSO, B-HSP, B-HSQ, B-HSR, B-HTD, B-HTE, B-HTG, B-HTH**

AIRCRAFT STATUS	CONDITION OF DISPATCH
NIL	NO DISPATCH

*ECAM Alert: **ELEC AC ESS BUS FAULT***

Ident.: ME-24-00007875.0001001 / 11 MAR 10

Applicable to: **ALL**

AIRCRAFT STATUS	CONDITION OF DISPATCH
NIL	NO DISPATCH



DRAGONAIR

A320/A321
MINIMUM EQUIPMENT LIST

MEL ENTRIES
24 - ELECTRICAL POWER

ECAM Alert: **ELEC AC ESS BUS SHED**

Ident.: ME-24-00007876.0001001 / 11 MAR 10

Applicable to: **ALL**

AIRCRAFT STATUS	CONDITION OF DISPATCH
Actual alert	NO DISPATCH
False alert	<i>Refer to Item 24-09-01 ELEC AC ESS BUS SHED Alert</i>

ECAM Alert: **ELEC APU GEN FAULT**

Ident.: ME-24-00007877.0001001 / 11 MAR 10

Applicable to: **ALL**

AIRCRAFT STATUS	CONDITION OF DISPATCH
NIL	<i>Refer to Item 24-23-01 AC Auxiliary Generation (APU Generator, GCU, Line Contactor)</i>

ECAM Alert: **ELEC APU GEN OVERLOAD**

Ident.: ME-24-00013870.0001001 / 29 NOV 11

Applicable to: **ALL**


AIRCRAFT STATUS	CONDITION OF DISPATCH
NIL	<i>Refer to Item 24-26-01 Galley Automatic Load Shed System</i>

ECAM Alert: **ELEC BAT 1(2) FAULT**

Ident.: ME-24-00007878.0001001 / 11 MAR 10

Applicable to: **ALL**

AIRCRAFT STATUS	CONDITION OF DISPATCH
NIL	NO DISPATCH

 DRAGONAIR A320/A321 MINIMUM EQUIPMENT LIST	MEL ENTRIES 24 - ELECTRICAL POWER
---	--

*ECAM Alert: **ELEC** BAT 1(2) OFF*

Ident.: ME-24-00007879.0001001 / 11 MAR 10

Applicable to: ALL

AIRCRAFT STATUS	CONDITION OF DISPATCH
NIL	Not related to MEL

*ECAM Alert: **ELEC** BCL 1(2) FAULT*

Ident.: ME-24-00007880.0001001 / 11 MAR 10

Applicable to: ALL

AIRCRAFT STATUS	CONDITION OF DISPATCH
NIL	Refer to Item 24-38-02 Battery Charger Limiter (BCL)

*ECAM Alert: **ELEC** DC BAT BUS FAULT*

Ident.: ME-24-00007883.0001001 / 11 MAR 10

Applicable to: ALL

AIRCRAFT STATUS	CONDITION OF DISPATCH
NIL	NO DISPATCH

*ECAM Alert: **ELEC** DC BUS 1 FAULT*

Ident.: ME-24-00007886.0001001 / 11 MAR 10

Applicable to: ALL

AIRCRAFT STATUS	CONDITION OF DISPATCH
NIL	NO DISPATCH

*ECAM Alert: **ELEC** DC BUS 2 FAULT*

Ident.: ME-24-00007887.0001001 / 11 MAR 10

Applicable to: ALL

AIRCRAFT STATUS	CONDITION OF DISPATCH
NIL	NO DISPATCH



DRAGONAIR

A320/A321
MINIMUM EQUIPMENT LIST

MEL ENTRIES
24 - ELECTRICAL POWER

ECAM Alert: **ELEC DC BUS 1+2 FAULT**

Ident.: ME-24-00007884.0001001 / 11 MAR 10

Applicable to: **ALL**

AIRCRAFT STATUS	CONDITION OF DISPATCH
NIL	NO DISPATCH

ECAM Alert: **ELEC DC EMER CONFIG**

Ident.: ME-24-00007888.0001001 / 11 MAR 10

Applicable to: **ALL**

AIRCRAFT STATUS	CONDITION OF DISPATCH
NIL	NO DISPATCH

ECAM Alert: **ELEC DC ESS BUS FAULT**

Ident.: ME-24-00007889.0001001 / 11 MAR 10

Applicable to: **ALL**

AIRCRAFT STATUS	CONDITION OF DISPATCH
NIL	NO DISPATCH

ECAM Alert: **ELEC DC ESS BUS SHED**

Ident.: ME-24-00007891.0001001 / 11 MAR 10

Applicable to: **ALL**


AIRCRAFT STATUS	CONDITION OF DISPATCH
NIL	NO DISPATCH

ECAM Alert: **ELEC EMER CONFIG**

Ident.: ME-24-00007892.0001001 / 11 MAR 10

Applicable to: **ALL**

AIRCRAFT STATUS	CONDITION OF DISPATCH
NIL	NO DISPATCH

 DRAGONAIR A320/A321 MINIMUM EQUIPMENT LIST	MEL ENTRIES 24 - ELECTRICAL POWER
---	--

ECAM Alert: **ELEC EMER GEN 1 LINE OFF**

Ident.: ME-24-00007894.0001001 / 11 MAR 10

Applicable to: **ALL**

AIRCRAFT STATUS	CONDITION OF DISPATCH
<i>NIL</i>	Not related to MEL

ECAM Alert: **ELEC ESS BUSES ON BAT**

Ident.: ME-24-00007895.0001001 / 11 MAR 10

Applicable to: **ALL**

AIRCRAFT STATUS	CONDITION OF DISPATCH
<i>NIL</i>	NO DISPATCH

ECAM Alert: **ELEC ESS TR FAULT**

Ident.: ME-24-00007904.0001001 / 11 MAR 10

Applicable to: **ALL**

AIRCRAFT STATUS	CONDITION OF DISPATCH
<i>NIL</i>	Refer to Item 24-34-01 DC Emergency Generation (ESS TR)

ECAM Alert: **ELEC GEN 1(2) FAULT**

Ident.: ME-24-00007905.0001001 / 11 MAR 10

Applicable to: **ALL**

AIRCRAFT STATUS	CONDITION OF DISPATCH
<i>NIL</i>	Refer to Item 24-22-01 AC Main Generation (IDG, GCU, Line Contactor)

ECAM Alert: **ELEC GEN 1(2) OFF**

Ident.: ME-24-00007906.0001001 / 11 MAR 10

Applicable to: **ALL**

AIRCRAFT STATUS	CONDITION OF DISPATCH
<i>NIL</i>	Not related to MEL

**DRAGONAIR****A320/A321**
MINIMUM EQUIPMENT LIST**MEL ENTRIES**
24 - ELECTRICAL POWER**ECAM Alert: ELEC GEN 1(2) OVERLOAD**

Ident.: ME-24-00007907.0001001 / 29 NOV 11

Applicable to: **ALL**

AIRCRAFT STATUS	CONDITION OF DISPATCH
NIL	Refer to Item 24-26-01 Galley Automatic Load Shed System

ECAM Alert: ELEC IDG 1(2) DISCONNECTED

Ident.: ME-24-00010319.0001001 / 29 NOV 11

Applicable to: B-HSD, B-HSG, B-HSI, B-HSJ, B-HSK, B-HSL, B-HSM, B-HSO, B-HSP, B-HSQ, B-HSR, B-HTD, B-HTE, B-HTG, B-HTH

AIRCRAFT STATUS	CONDITION OF DISPATCH
NIL	Refer to Item 24-22-01 AC Main Generation (IDG, GCU, Line Contactor)

ECAM Alert: ELEC IDG 1(2) OIL LO PR

Ident.: ME-24-00007908.0001001 / 11 MAR 10

Applicable to: **ALL**


AIRCRAFT STATUS	CONDITION OF DISPATCH
NIL	Refer to Item 24-22-01 AC Main Generation (IDG, GCU, Line Contactor)

ECAM Alert: ELEC IDG 1(2) OIL OVHT

Ident.: ME-24-00007909.0001001 / 11 MAR 10

Applicable to: **ALL**

AIRCRAFT STATUS	CONDITION OF DISPATCH
NIL	Refer to Item 24-22-01 AC Main Generation (IDG, GCU, Line Contactor)

 DRAGONAIR A320/A321 MINIMUM EQUIPMENT LIST	MEL ENTRIES 24 - ELECTRICAL POWER
---	--

*ECAM Alert: **ELEC** STATIC INV FAULT*

Ident.: ME-24-00007910.0001001 / 11 MAR 10
Applicable to: ALL

AIRCRAFT STATUS	CONDITION OF DISPATCH
NIL	NO DISPATCH

*ECAM Alert: **ELEC** TR 1(2) FAULT*

Ident.: ME-24-00007911.0001001 / 11 MAR 10
Applicable to: ALL

AIRCRAFT STATUS	CONDITION OF DISPATCH
NIL	Refer to Item 24-32-01 DC Main Generation (TR 1, TR 2)



DRAGONAIR


A320/A321

MINIMUM EQUIPMENT LIST

MEL ENTRIES

24 - ELECTRICAL POWER

Intentionally left blank

 DRAGONAIR A320/A321 MINIMUM EQUIPMENT LIST	MEL ENTRIES 26 - FIRE PROTECTION
---	---

ECAM Alert: APU FIRE

Ident.: ME-26-00007941.0001001 / 11 MAR 10

Applicable to: ALL

AIRCRAFT STATUS	CONDITION OF DISPATCH
Actual alert	NO DISPATCH
False alert	Refer to Item 49-10-01 Power Plant (APU)

ECAM Alert: APU FIRE DET FAULT

Ident.: ME-26-00007939.0001001 / 11 MAR 10

Applicable to: ALL

AIRCRAFT STATUS	CONDITION OF DISPATCH
NIL	Refer to Item 26-13-01 APU Fire Detection Loop A and Refer to Item 26-13-02 APU Fire Detection Loop B

ECAM Alert: APU FIRE LOOP A(B) FAULT

Ident.: ME-26-00007940.0001001 / 11 MAR 10

Applicable to: ALL

AIRCRAFT STATUS	CONDITION OF DISPATCH
If loop A is failed	Refer to Item 26-13-01 APU Fire Detection Loop A
If loop B is failed	Refer to Item 26-13-02 APU Fire Detection Loop B

ECAM Alert: AVIONICS SMOKE

Ident.: ME-26-00007920.0001001 / 11 MAR 10

Applicable to: ALL

AIRCRAFT STATUS	CONDITION OF DISPATCH
Actual alert	NO DISPATCH

Continued on the following page



DRAGONAIR

A320/A321
MINIMUM EQUIPMENT LIST

MEL ENTRIES
26 - FIRE PROTECTION

Continued from the previous page

AIRCRAFT STATUS	CONDITION OF DISPATCH
False alert	Refer to Item 26-15-01 Avionics Smoke Detection System

ECAM Alert: CARGO SMOKE AFT BTL SQUIB FAULT

Ident.: ME-26-00007932.0001001 / 29 NOV 11

Applicable to: B-HTD, B-HTE, B-HTF, B-HTG, B-HTH, B-HTI

AIRCRAFT STATUS	CONDITION OF DISPATCH
NIL	Refer to Item 26-23-02 Squib of the Cargo Bottle 1

ECAM Alert: CARGO SMOKE AFT BTL SQUIB FAULT

Ident.: ME-26-00007932.0009001 / 29 NOV 11

Applicable to: B-HSD, B-HSE, B-HSG, B-HSI, B-HSJ, B-HSK, B-HSL, B-HSM, B-HSN


AIRCRAFT STATUS	CONDITION OF DISPATCH
NIL	Refer to Item 26-23-02 Squib of the Cargo Bottle 1 or Refer to Item 26-23-03 Squib of the Cargo Bottle 2

ECAM Alert: CARGO SMOKE FWD BTL SQUIB FAULT

Ident.: ME-26-00007933.0001001 / 29 NOV 11

Applicable to: B-HTD, B-HTE, B-HTF, B-HTG, B-HTH, B-HTI

AIRCRAFT STATUS	CONDITION OF DISPATCH
NIL	Refer to Item 26-23-02 Squib of the Cargo Bottle 1

 DRAGONAIR A320/A321 MINIMUM EQUIPMENT LIST	MEL ENTRIES 26 - FIRE PROTECTION
---	---

ECAM Alert: CARGO SMOKE FWD BTL SQUIB FAULT

Ident.: ME-26-00007933.0010001 / 29 NOV 11

Applicable to: B-HSD, B-HSE, B-HSG, B-HSI, B-HSJ, B-HSK, B-HSL, B-HSM, B-HSN

AIRCRAFT STATUS	CONDITION OF DISPATCH
<i>NIL</i>	Refer to Item 26-23-02 Squib of the Cargo Bottle 1 or Refer to Item 26-23-03 Squib of the Cargo Bottle 2

ECAM Alert: ENG 1(2) FIRE

Ident.: ME-26-00007938.0001001 / 11 MAR 10

Applicable to: ALL

AIRCRAFT STATUS	CONDITION OF DISPATCH
<i>NIL</i>	NO DISPATCH

ECAM Alert: ENG 1(2) FIRE DET FAULT

Ident.: ME-26-00007935.0001001 / 11 MAR 10

Applicable to: ALL

AIRCRAFT STATUS	CONDITION OF DISPATCH
<i>NIL</i>	NO DISPATCH

ECAM Alert: ENG 1(2) FIRE LOOP A FAULT

Ident.: ME-26-00007936.0001001 / 11 MAR 10

Applicable to: ALL

AIRCRAFT STATUS	CONDITION OF DISPATCH
If engine 1 is affected	Refer to Item 26-12-01 Engine Fire Detection Loop A on the Engine 1
If engine 2 is affected	Refer to Item 26-12-02 Engine Fire Detection Loop A on the Engine 2

**DRAGONAIR****A320/A321**
MINIMUM EQUIPMENT LIST**MEL ENTRIES**
26 - FIRE PROTECTION**ECAM Alert: ENG 1(2) FIRE LOOP B FAULT**

Ident.: ME-26-00007937.0001001 / 11 MAR 10

Applicable to: **ALL**

AIRCRAFT STATUS	CONDITION OF DISPATCH
If engine 1 is affected	<i>Refer to Item 26-12-03 Engine Fire Detection Loop B on the Engine 1</i>
If engine 2 is affected	<i>Refer to Item 26-12-04 Engine Fire Detection Loop B on the Engine 2</i>

ECAM Alert: SMOKE AFT CARGO SMOKE

Ident.: ME-26-00007914.0001001 / 29 NOV 11

Applicable to: **ALL**

AIRCRAFT STATUS	CONDITION OF DISPATCH
<i>NIL</i>	NO DISPATCH

ECAM Alert: SMOKE AFT CRG BTL 1 FAULT

Ident.: ME-26-00007916.0026001 / 29 NOV 11

Applicable to: **B-HSO, B-HSP, B-HSQ, B-HSR**


AIRCRAFT STATUS	CONDITION OF DISPATCH
If the <u>SMOKE</u> FWD CRG BTL 1 FAULT alert is not displayed on the EWD	<i>Refer to Item 26-23-02 Squib of the Cargo Bottle 1</i>
If the <u>SMOKE</u> FWD CRG BTL 1 FAULT alert is displayed on the EWD	<i>Refer to Item 26-23-01 Cargo Agent Bottle</i>

ECAM Alert: SMOKE AFT CRG BTL 2 FAULT

Ident.: ME-26-00009601.0013001 / 29 NOV 11

Applicable to: **B-HSO, B-HSP, B-HSQ, B-HSR**

AIRCRAFT STATUS	CONDITION OF DISPATCH
If the <u>SMOKE</u> FWD CRG BTL 2 FAULT alert is not displayed on the EWD	<i>Refer to Item 26-23-03 Squib of the Cargo Bottle 2</i>
If the <u>SMOKE</u> FWD CRG BTL 2 FAULT alert is displayed on the EWD	<i>Refer to Item 26-23-01 Cargo Agent Bottle</i>

 DRAGONAIR A320/A321 MINIMUM EQUIPMENT LIST	MEL ENTRIES 26 - FIRE PROTECTION
---	---

ECAM Alert: SMOKE AFT CRG DET FAULT

Ident.: ME-26-00007919.0001001 / 11 MAR 10

Applicable to: ALL

AIRCRAFT STATUS	CONDITION OF DISPATCH
NIL	Refer to Item 26-16-02 Smoke Detector in the AFT and the BULK Cargo Compartments

ECAM Alert: SMOKE FWD CARGO SMOKE

Ident.: ME-26-00007922.0001001 / 29 NOV 11

Applicable to: ALL

AIRCRAFT STATUS	CONDITION OF DISPATCH
NIL	NO DISPATCH

ECAM Alert: SMOKE FWD CRG BTL 1 FAULT

Ident.: ME-26-00007923.0026001 / 29 NOV 11

Applicable to: B-HSO, B-HSP, B-HSQ, B-HSR

AIRCRAFT STATUS	CONDITION OF DISPATCH
If the <u>SMOKE</u> AFT CRG BTL 1 FAULT alert is not displayed on the EWD	Refer to Item 26-23-02 Squib of the Cargo Bottle 1
If the <u>SMOKE</u> AFT CRG BTL 1 FAULT alert is displayed on the EWD	Refer to Item 26-23-01 Cargo Agent Bottle

ECAM Alert: SMOKE FWD CRG BTL 2 FAULT

Ident.: ME-26-00009602.0013001 / 29 NOV 11

Applicable to: B-HSO, B-HSP, B-HSQ, B-HSR

AIRCRAFT STATUS	CONDITION OF DISPATCH
If the <u>SMOKE</u> AFT CRG BTL 2 FAULT alert is not displayed on the EWD	Refer to Item 26-23-03 Squib of the Cargo Bottle 2
If the <u>SMOKE</u> AFT CRG BTL 2 FAULT alert is displayed on the EWD	Refer to Item 26-23-01 Cargo Agent Bottle



DRAGONAIR

A320/A321
MINIMUM EQUIPMENT LIST

MEL ENTRIES
26 - FIRE PROTECTION

ECAM Alert: SMOKE FWD CRG DET FAULT

Ident.: ME-26-00007925.0001001 / 11 MAR 10

Applicable to: **ALL**

AIRCRAFT STATUS	CONDITION OF DISPATCH
NIL	Refer to Item 26-16-01 Smoke Detector in the FWD Cargo Compartment

ECAM Alert: SMOKE LAV+CRG DET FAULT

Ident.: ME-26-00007926.0001001 / 11 MAR 10

Applicable to: **B-HSD, B-HSE, B-HSG, B-HSI, B-HSJ, B-HSK, B-HSL, B-HSM, B-HSN, B-HTD, B-HTE, B-HTF, B-HTG, B-HTH, B-HTI**

AIRCRAFT STATUS	CONDITION OF DISPATCH
NIL	Refer to Item 26-17-02 Smoke Detection Control Unit (SDCU)

ECAM Alert: SMOKE DET FAULT

Ident.: ME-26-00007926.0004001 / 29 NOV 11

Applicable to: **B-HSO, B-HSP, B-HSQ, B-HSR**


AIRCRAFT STATUS	CONDITION OF DISPATCH
NIL	Refer to Item 23-73-10-01 Smoke Detection Function (CIDS-SDF)

ECAM Alert: SMOKE LAVATORY DET FAULT

Ident.: ME-26-00007928.0001001 / 11 MAR 10

Applicable to: **ALL**

AIRCRAFT STATUS	CONDITION OF DISPATCH
NIL	Refer to Item 26-17-01 Lavatory Smoke Detection System

 DRAGONAIR A320/A321 MINIMUM EQUIPMENT LIST	MEL ENTRIES 26 - FIRE PROTECTION
---	---

ECAM Alert: SMOKE LAVATORY SMOKE

Ident.: ME-26-00007930.0001001 / 11 MAR 10
Applicable to: ALL

AIRCRAFT STATUS	CONDITION OF DISPATCH
Actual alert	NO DISPATCH
False alert	Refer to Item 26-17-01 Lavatory Smoke Detection System




DRAGONAIR

A320/A321
MINIMUM EQUIPMENT LIST

MEL ENTRIES
26 - FIRE PROTECTION

Intentionally left blank

 DRAGONAIR A320/A321 MINIMUM EQUIPMENT LIST	MEL ENTRIES 27 - FLIGHT CONTROLS
--	---

ECAM Alert: CONFIG L(R) SIDESTICK FAULT

Ident.: ME-27-00007983.0001001 / 11 MAR 10

Applicable to: ALL

AIRCRAFT STATUS	CONDITION OF DISPATCH
NIL	NO DISPATCH

ECAM Alert: CONFIG PITCH TRIM NOT IN T.O. RANGE

Ident.: ME-27-00007984.0001001 / 11 MAR 10

Applicable to: ALL

AIRCRAFT STATUS	CONDITION OF DISPATCH
NIL	NO DISPATCH

ECAM Alert: CONFIG RUD TRIM NOT IN T.O. RANGE

Ident.: ME-27-00007985.0001001 / 11 MAR 10

Applicable to: ALL

AIRCRAFT STATUS	CONDITION OF DISPATCH
NIL	NO DISPATCH

ECAM Alert: CONFIG SLATS(FLAPS) NOT IN T.O. CONFIG.

Ident.: ME-27-00007986.0001001 / 11 MAR 10

Applicable to: ALL

AIRCRAFT STATUS	CONDITION OF DISPATCH
NIL	NO DISPATCH

ECAM Alert: CONFIG SPEED BRK NOT RETRACTED

Ident.: ME-27-00007987.0001001 / 11 MAR 10

Applicable to: ALL

AIRCRAFT STATUS	CONDITION OF DISPATCH
NIL	NO DISPATCH



DRAGONAIR

A320/A321
MINIMUM EQUIPMENT LIST

MEL ENTRIES
27 - FLIGHT CONTROLS

ECAM Alert: F/CTL AIL SERVO FAULT

Ident.: ME-27-00007942.0001001 / 17 SEP 10

Applicable to: **ALL**

AIRCRAFT STATUS	CONDITION OF DISPATCH
NIL	Refer to Item 27-14-01 Left Aileron Blue Servo-Control (Controlled by ELAC 1) or Refer to Item 27-14-02 Left Aileron Green Servo-Control (Controlled by ELAC 2) or Refer to Item 27-14-03 Right Aileron Green Servo-Control (Controlled by ELAC 1) or Refer to Item 27-14-04 Right Aileron Blue Servo-Control (Controlled by ELAC 2)

ECAM Alert: F/CTL ALTN LAW

Ident.: ME-27-00007943.0001001 / 11 MAR 10

Applicable to: **ALL**


AIRCRAFT STATUS	CONDITION OF DISPATCH
NIL	NO DISPATCH

ECAM Alert: F/CTL DIRECT LAW

Ident.: ME-27-00007944.0001001 / 11 MAR 10

Applicable to: **ALL**

AIRCRAFT STATUS	CONDITION OF DISPATCH
NIL	NO DISPATCH

 DRAGONAIR A320/A321 MINIMUM EQUIPMENT LIST	MEL ENTRIES 27 - FLIGHT CONTROLS
---	---

ECAM Alert: F/CTL ELAC 1 FAULT

Ident.: ME-27-00007946.0001001 / 11 MAR 10

Applicable to: ALL

AIRCRAFT STATUS	CONDITION OF DISPATCH
<i>NIL</i>	<i>Refer to Item 27-93-01 ELAC 1</i>

ECAM Alert: F/CTL ELAC 1 PITCH FAULT

Ident.: ME-27-00007945.0001001 / 11 MAR 10

Applicable to: ALL

AIRCRAFT STATUS	CONDITION OF DISPATCH
<i>NIL</i>	<i>Refer to Item 27-93-01 ELAC 1</i>

ECAM Alert: F/CTL ELAC 2 FAULT

Ident.: ME-27-00007948.0001001 / 11 MAR 10

Applicable to: ALL

AIRCRAFT STATUS	CONDITION OF DISPATCH
<i>NIL</i>	NO DISPATCH

ECAM Alert: F/CTL ELAC 2 PITCH FAULT

Ident.: ME-27-00007947.0001001 / 11 MAR 10

Applicable to: ALL

AIRCRAFT STATUS	CONDITION OF DISPATCH
<i>NIL</i>	NO DISPATCH

ECAM Alert: F/CTL ELEV SERVO FAULT

Ident.: ME-27-00007949.0001001 / 11 MAR 10

Applicable to: ALL

AIRCRAFT STATUS	CONDITION OF DISPATCH
If the servo-control is affected.	NO DISPATCH
If the servo-control position transducer is affected.	<i>Refer to Item 27-34-02 Elevator Servo-Control Position Transducer</i>



DRAGONAIR

A320/A321
MINIMUM EQUIPMENT LIST

MEL ENTRIES
27 - FLIGHT CONTROLS

ECAM Alert: F/CTL FCDC 1 FAULT

Ident.: ME-27-00007950.0001001 / 11 MAR 10

Applicable to: ALL

AIRCRAFT STATUS	CONDITION OF DISPATCH
NIL	NO DISPATCH

ECAM Alert: F/CTL FCDC 2 FAULT

Ident.: ME-27-00007951.0001001 / 11 MAR 10

Applicable to: ALL

AIRCRAFT STATUS	CONDITION OF DISPATCH
NIL	Refer to Item 27-95-02 FCDC 2

ECAM Alert: F/CTL FCDC 1+2 FAULT

Ident.: ME-27-00007952.0001001 / 11 MAR 10

Applicable to: ALL

AIRCRAFT STATUS	CONDITION OF DISPATCH
NIL	NO DISPATCH

ECAM Alert: F/CTL FLAP ATTACH SENSOR

Ident.: ME-27-00007953.0001001 / 11 MAR 10

Applicable to: ALL


AIRCRAFT STATUS	CONDITION OF DISPATCH
NIL	NO DISPATCH

ECAM Alert: F/CTL FLAP LVR NOT ZERO

Ident.: ME-27-00007954.0001001 / 29 NOV 11

Applicable to: B-HSD, B-HSG, B-HSI, B-HSJ, B-HSK, B-HSL, B-HSM, B-HSN, B-HSO, B-HSP, B-HSQ, B-HSR, B-HTD, B-HTE, B-HTG, B-HTH, B-HTI

AIRCRAFT STATUS	CONDITION OF DISPATCH
NIL	Not related to MEL

 DRAGONAIR A320/A321 MINIMUM EQUIPMENT LIST	MEL ENTRIES 27 - FLIGHT CONTROLS
---	---

ECAM Alert: F/CTL FLAP SYS 1 FAULT

Ident.: ME-27-00007955.0001001 / 11 MAR 10

Applicable to: ALL

AIRCRAFT STATUS	CONDITION OF DISPATCH
<i>NIL</i>	NO DISPATCH
If the maintenance confirms that the <u>F/CTL</u> FLAP SYS 1 FAULT alert is displayed on the EWD due to a flap motor failure	<i>Refer to Item 27-54-01 Flap Hydraulic Motor</i>

ECAM Alert: F/CTL FLAP SYS 2 FAULT

Ident.: ME-27-00007956.0001001 / 29 NOV 11

Applicable to: ALL

AIRCRAFT STATUS	CONDITION OF DISPATCH
<i>NIL</i>	<i>Refer to Item 27-51-01 SFCC Flap Channel</i>
If the maintenance confirms that the <u>F/CTL</u> FLAP SYS 2 FAULT alert is displayed on the EWD due to a flap motor failure.	<i>Refer to Item 27-54-01 Flap Hydraulic Motor</i>

ECAM Alert: F/CTL FLAP TIP BRK FAULT

Ident.: ME-27-00007957.0001001 / 11 MAR 10

Applicable to: ALL

AIRCRAFT STATUS	CONDITION OF DISPATCH
<i>NIL</i>	<i>Refer to Item 27-51-03 Flap Wing Tip Brakes Solenoid</i>

ECAM Alert: F/CTL FLAPS(SLATS) FAULT

Ident.: ME-27-00007958.0001001 / 11 MAR 10

Applicable to: ALL

AIRCRAFT STATUS	CONDITION OF DISPATCH
<i>NIL</i>	NO DISPATCH

**DRAGONAIR****A320/A321**
MINIMUM EQUIPMENT LIST**MEL ENTRIES**
27 - FLIGHT CONTROLS**ECAM Alert: F/CTL FLAPS(SLATS) LOCKED**

Ident.: ME-27-00007959.0001001 / 11 MAR 10

Applicable to: **ALL**

AIRCRAFT STATUS	CONDITION OF DISPATCH
NIL	NO DISPATCH

ECAM Alert: F/CTL GND SPLR FAULT

Ident.: ME-27-00007961.0001001 / 11 MAR 10

Applicable to: **ALL**

AIRCRAFT STATUS	CONDITION OF DISPATCH
If the braking system is affected	Refer to Item 32-42-06 Tachometer
If the braking system is not affected	Refer to Item 27-92-02 Ground Spoiler Control System

ECAM Alert: F/CTL GND SPLR 1+2(3+4) FAULT

Ident.: ME-27-00007960.0001001 / 29 NOV 11

Applicable to: **ALL**


AIRCRAFT STATUS	CONDITION OF DISPATCH
NIL	Refer to Item 27-92-02 Ground Spoiler Control System

ECAM Alert: F/CTL L(R) AIL FAULT

Ident.: ME-27-00007964.0001001 / 11 MAR 10

Applicable to: **ALL**

AIRCRAFT STATUS	CONDITION OF DISPATCH
NIL	NO DISPATCH

 DRAGONAIR A320/A321 MINIMUM EQUIPMENT LIST	MEL ENTRIES 27 - FLIGHT CONTROLS
---	---

ECAM Alert: F/CTL L(R) ELEV FAULT

Ident.: ME-27-00007965.0001001 / 11 MAR 10

Applicable to: ALL

AIRCRAFT STATUS	CONDITION OF DISPATCH
NIL	NO DISPATCH

ECAM Alert: F/CTL L+R ELEV FAULT

Ident.: ME-27-00007963.0001001 / 11 MAR 10

Applicable to: ALL

AIRCRAFT STATUS	CONDITION OF DISPATCH
NIL	NO DISPATCH

ECAM Alert: F/CTL L(R) SIDESTICK FAULT

Ident.: ME-27-00007966.0001001 / 11 MAR 10

Applicable to: ALL

AIRCRAFT STATUS	CONDITION OF DISPATCH
NIL	NO DISPATCH

ECAM Alert: F/CTL SEC 1 FAULT

Ident.: ME-27-00007967.0001001 / 11 MAR 10

Applicable to: ALL

AIRCRAFT STATUS	CONDITION OF DISPATCH
NIL	Refer to Item 27-94-01 SEC 1

ECAM Alert: F/CTL SEC 2 FAULT

Ident.: ME-27-00007968.0001001 / 11 MAR 10

Applicable to: ALL

AIRCRAFT STATUS	CONDITION OF DISPATCH
NIL	Refer to Item 27-94-02 SEC 2

**DRAGONAIR****A320/A321**
MINIMUM EQUIPMENT LIST**MEL ENTRIES**
27 - FLIGHT CONTROLS**ECAM Alert: F/CTL SEC 3 FAULT**

Ident.: ME-27-00007969.0001001 / 11 MAR 10

Applicable to: ALL

AIRCRAFT STATUS	CONDITION OF DISPATCH
NIL	Refer to Item 27-94-03 SEC 3

ECAM Alert: F/CTL SIDESTICK PRIORITY

Ident.: ME-27-00007970.0001001 / 29 NOV 11

Applicable to: ALL

AIRCRAFT STATUS	CONDITION OF DISPATCH
NIL	Refer to FCOM/PRO-ABN-27 F/CTL SIDESTICK PRIORITY (FCOM 2.02.27)

ECAM Alert: F/CTL SLAT SYS 1 FAULT

Ident.: ME-27-00007971.0001001 / 11 MAR 10

Applicable to: ALL


AIRCRAFT STATUS	CONDITION OF DISPATCH
NIL	NO DISPATCH
If the maintenance confirms the <u>F/CTL</u> SLAT SYS 1 FAULT alert is displayed on the EWD due to a slat motor failure.	Refer to Item 27-84-01 Slats Hydraulic Motor

ECAM Alert: F/CTL SLAT SYS 2 FAULT

Ident.: ME-27-00007972.0001001 / 11 MAR 10

Applicable to: ALL

AIRCRAFT STATUS	CONDITION OF DISPATCH
NIL	Refer to Item 27-51-02 SFCC Slat Channel
If the maintenance confirms the <u>F/CTL</u> SLAT SYS 2 FAULT alert is displayed on the EWD due to a slat motor failure.	Refer to Item 27-84-01 Slats Hydraulic Motor

 DRAGONAIR A320/A321 MINIMUM EQUIPMENT LIST	MEL ENTRIES 27 - FLIGHT CONTROLS
---	---

ECAM Alert: F/CTL SLAT TIP BRK FAULT

Ident.: ME-27-00007973.0001001 / 11 MAR 10

Applicable to: ALL

AIRCRAFT STATUS	CONDITION OF DISPATCH
<i>NIL</i>	<i>Refer to Item 27-81-01 Slat Wing Tip Brakes Solenoids</i>

ECAM Alert: F/CTL SPD BRK DISAGREE

Ident.: ME-27-00007976.0001001 / 11 MAR 10

Applicable to: ALL

AIRCRAFT STATUS	CONDITION OF DISPATCH
<i>NIL</i>	<i>Refer to Item 27-92-01 Speedbrake Control System</i>

ECAM Alert: F/CTL SPD BRK FAULT

Ident.: ME-27-00007977.0001001 / 11 MAR 10

Applicable to: ALL

AIRCRAFT STATUS	CONDITION OF DISPATCH
<i>NIL</i>	<i>Refer to Item 27-92-01 Speedbrake Control System</i>

ECAM Alert: F/CTL SPD BRK STILL OUT

Ident.: ME-27-00007978.0001001 / 11 MAR 10

Applicable to: ALL

AIRCRAFT STATUS	CONDITION OF DISPATCH
<i>NIL</i>	Not related to MEL



DRAGONAIR

A320/A321
MINIMUM EQUIPMENT LIST

MEL ENTRIES
27 - FLIGHT CONTROLS

ECAM Alert: F/CTL SPD BRK 2(3+4) FAULT

Ident.: ME-27-00007975.0001001 / 11 MAR 10

Applicable to: **ALL**

AIRCRAFT STATUS	CONDITION OF DISPATCH
NIL	Refer to Item 27-92-01 Speedbrake Control System

ECAM Alert: F/CTL SPLR FAULT

Ident.: ME-27-00007979.0001001 / 11 MAR 10

Applicable to: **ALL**


AIRCRAFT STATUS	CONDITION OF DISPATCH
NIL	Refer to Item 27-64-01 Spoiler 5 or Refer to Item 27-64-02 Spoiler 1 or 3 or Refer to Item 27-64-03 Spoiler 2 or 4 or Refer to Item 27-64-04 Spoilers 1 and 2 or Refer to Item 27-64-05 Spoilers 3 and 4

ECAM Alert: F/CTL STABILIZER JAM

Ident.: ME-27-00007980.0001001 / 11 MAR 10

Applicable to: **ALL**

AIRCRAFT STATUS	CONDITION OF DISPATCH
NIL	NO DISPATCH

 DRAGONAIR A320/A321 MINIMUM EQUIPMENT LIST	MEL ENTRIES 28 - FUEL
---	--

ECAM Alert: FUEL ACT PUMP LO PR

Ident.: ME-28-00007988.0001001 / 11 MAR 10
Applicable to: B-HTD, B-HTE, B-HTF, B-HTG, B-HTH, B-HTI

AIRCRAFT STATUS	CONDITION OF DISPATCH
NIL	Refer to Item 28-28-03 ACT Transfer Pump

ECAM Alert: FUEL ACT UNUSABLE

Ident.: ME-28-00007990.0001001 / 11 MAR 10
Applicable to: B-HTD, B-HTE, B-HTF, B-HTG, B-HTH, B-HTI


AIRCRAFT STATUS	CONDITION OF DISPATCH
NIL	Not related to MEL

 DRAGONAIR A320/A321 MINIMUM EQUIPMENT LIST	MEL ENTRIES 28 - FUEL
---	--

ECAM Alert: **FUEL ACT XFR FAULT**

Ident.: ME-28-00007991.0003001 / 29 NOV 11
 Applicable to: B-HTD, B-HTE, B-HTF, B-HTG, B-HTH, B-HTI

AIRCRAFT STATUS	CONDITION OF DISPATCH
Actual alert	<i>Refer to Item 28-12-05 Overpressure Protector in the ACT</i> or <i>Refer to Item 28-46-02 High Level Detection System in the Center Tank</i> or <i>Refer to Item 28-28-01 ACT Auto Transfer System</i> or <i>Refer to Item 28-28-02 ACT Transfer Valve</i> or <i>Refer to Item 28-28-04 ACT Air Shutoff Valve</i> or <i>Refer to Item 28-28-05 ACT Inward Pressure Relief Valve</i> or <i>Refer to Item 28-28-06 ACT Vent Valve</i> or <i>Refer to Item 28-28-09 ACT 1 Inlet Valve</i> or <i>Refer to Item 28-46-05 Low Level Detection System in the ACT</i>
False alert	<i>Refer to Item 28-09-03 FUEL ACT XFR FAULT Alert</i>

 DRAGONAIR A320/A321 MINIMUM EQUIPMENT LIST	MEL ENTRIES 28 - FUEL
---	--

ECAM Alert: FUEL APU LP VALVE FAULT

Ident.: ME-28-00007992.0001001 / 11 MAR 10

Applicable to: **ALL**

AIRCRAFT STATUS	CONDITION OF DISPATCH
NIL	Refer to Item 28-29-01 APU LP Fuel Valve

ECAM Alert: FUEL AUTO FEED FAULT

Ident.: ME-28-00007993.0002001 / 29 NOV 11

Applicable to: **B-HSD, B-HSE, B-HSG, B-HSI, B-HSJ, B-HSK, B-HSL, B-HSM, B-HSN, B-HSO, B-HSP, B-HSQ, B-HSR**

AIRCRAFT STATUS	CONDITION OF DISPATCH
NIL	Refer to Item 28-20-01 Automatic Fuel Feed System

ECAM Alert: FUEL AUTO TRANSFER FAULT

Ident.: ME-28-00007993.0005001 / 29 NOV 11

Applicable to: **B-HTD, B-HTE, B-HTF, B-HTG, B-HTH, B-HTI**

AIRCRAFT STATUS	CONDITION OF DISPATCH
NIL	Refer to Item 28-26-01 Center Tank Transfer Valve

ECAM Alert: FUEL CTR TK PUMP 1(2) LO PR

Ident.: ME-28-00007995.0003001 / 29 NOV 11

Applicable to: **B-HSD, B-HSE, B-HSG, B-HSI, B-HSJ, B-HSK, B-HSL, B-HSM, B-HSN, B-HSO, B-HSP, B-HSQ, B-HSR**

AIRCRAFT STATUS	CONDITION OF DISPATCH
NIL	Refer to Item 28-21-02 Center Tank Pump



DRAGONAIR

A320/A321
MINIMUM EQUIPMENT LIST

MEL ENTRIES

28 - FUEL

ECAM Alert: FUEL CTR TK PUMPS LO PR

Ident.: ME-28-00007996.0003001 / 29 NOV 11

Applicable to: B-HSD, B-HSE, B-HSG, B-HSI, B-HSJ, B-HSK, B-HSL, B-HSM, B-HSN, B-HSO, B-HSP, B-HSQ, B-HSR

AIRCRAFT STATUS	CONDITION OF DISPATCH
NIL	Refer to Item 28-21-02 Center Tank Pump

ECAM Alert: FUEL CTR TK PUMPS OFF

Ident.: ME-28-00007997.0002001 / 29 NOV 11

Applicable to: B-HSD, B-HSE, B-HSG, B-HSI, B-HSJ, B-HSK, B-HSL, B-HSM, B-HSN, B-HSO, B-HSP, B-HSQ, B-HSR

AIRCRAFT STATUS	CONDITION OF DISPATCH
NIL	Not related to MEL

ECAM Alert: FUEL CTR TK XFR OFF

Ident.: ME-28-00007997.0005001 / 11 MAR 10

Applicable to: B-HTD, B-HTE, B-HTF, B-HTG, B-HTH, B-HTI


AIRCRAFT STATUS	CONDITION OF DISPATCH
NIL	Not related to MEL

ECAM Alert: FUEL ENG 1(2) LP VALVE OPEN

Ident.: ME-28-00007998.0001001 / 29 NOV 11

Applicable to: ALL

AIRCRAFT STATUS	CONDITION OF DISPATCH
Actual alert	NO DISPATCH
False alert	Refer to Item 28-07-04-01 Engine LP Fuel Valve Indication on the FUEL SD page

 DRAGONAIR A320/A321 MINIMUM EQUIPMENT LIST	MEL ENTRIES 28 - FUEL
---	--

ECAM Alert: FUEL FQI CH 1(2) FAULT

Ident.: ME-28-00008000.0001001 / 11 MAR 10

Applicable to: ALL

AIRCRAFT STATUS	CONDITION OF DISPATCH
NIL	Refer to Item 28-50-01 Fuel Quantity Indicating Computer (FQIC) Channel

ECAM Alert: FUEL L(R) INNER(OUTER) TK HI TEMP

Ident.: ME-28-00008003.0002001 / 29 NOV 11

Applicable to: B-HSD, B-HSE, B-HSG, B-HSI, B-HSJ, B-HSK, B-HSL, B-HSM, B-HSN, B-HSO, B-HSP, B-HSQ, B-HSR

AIRCRAFT STATUS	CONDITION OF DISPATCH
Actual alert	NO DISPATCH
False alert	Refer to Item 28-09-01 FUEL L(R) INNER(OUTER)/WING TK HI TEMP Alert

ECAM Alert: FUEL L(R) WING TK HI TEMP

Ident.: ME-28-00008003.0006001 / 11 MAR 10

Applicable to: B-HTD, B-HTE, B-HTF, B-HTG, B-HTH, B-HTI

AIRCRAFT STATUS	CONDITION OF DISPATCH
Actual alert	NO DISPATCH
False alert	Refer to Item 28-09-01 FUEL L(R) INNER(OUTER)/WING TK HI TEMP Alert

ECAM Alert: FUEL L(R) INNER(OUTER) TK LO TEMP

Ident.: ME-28-00008004.0001001 / 29 NOV 11

Applicable to: B-HSD, B-HSE, B-HSG, B-HSI, B-HSJ, B-HSK, B-HSL, B-HSM, B-HSN, B-HSO, B-HSP, B-HSQ, B-HSR

AIRCRAFT STATUS	CONDITION OF DISPATCH
Actual alert	NO DISPATCH

Continued on the following page

**DRAGONAIR****A320/A321**
MINIMUM EQUIPMENT LIST**MEL ENTRIES****28 - FUEL***Continued from the previous page*

AIRCRAFT STATUS	CONDITION OF DISPATCH
False alert	Refer to Item 28-09-02 FUEL L(R) INNER(OUTER)/WING TK LO TEMP Alert

ECAM Alert: FUEL L(R) WING TK LO TEMP

Ident.: ME-28-00008004.0002001 / 11 MAR 10

Applicable to: B-HTD, B-HTE, B-HTF, B-HTG, B-HTH, B-HTI

AIRCRAFT STATUS	CONDITION OF DISPATCH
Actual alert	NO DISPATCH
False alert	Refer to Item 28-09-02 FUEL L(R) INNER(OUTER)/WING TK LO TEMP Alert

ECAM Alert: FUEL L(R) TK PUMP 1(2) LO PR

Ident.: ME-28-00008006.0001001 / 11 MAR 10

Applicable to: ALL

AIRCRAFT STATUS	CONDITION OF DISPATCH
NIL	Refer to Item 28-21-01 Wing Tank Pump

ECAM Alert: FUEL L(R) TK PUMP 1+2 LO PR

Ident.: ME-28-00008005.0001001 / 11 MAR 10

Applicable to: ALL

AIRCRAFT STATUS	CONDITION OF DISPATCH
NIL	NO DISPATCH


ECAM Alert: FUEL L(R) WING TK LO LVL

Ident.: ME-28-00008007.0001001 / 11 MAR 10

Applicable to: ALL

AIRCRAFT STATUS	CONDITION OF DISPATCH
Actual alert	NO DISPATCH

Continued on the following page

 DRAGONAIR A320/A321 MINIMUM EQUIPMENT LIST	MEL ENTRIES 28 - FUEL
---	--

Continued from the previous page

AIRCRAFT STATUS	CONDITION OF DISPATCH
False alert	Refer to Item 28-46-04 Low Level Detection System in the Inner/Wing Tank

<i>ECAM Alert: FUEL L+R WING TK LO LVL</i>

Ident.: ME-28-00008002.0001001 / 11 MAR 10

Applicable to: ALL

AIRCRAFT STATUS	CONDITION OF DISPATCH
NIL	NO DISPATCH

<i>ECAM Alert: FUEL L(R) WING TK OVERFLOW</i>
--

Ident.: ME-28-00008008.0001001 / 11 MAR 10

Applicable to: B-HTD, B-HTE, B-HTF, B-HTG, B-HTH, B-HTI

AIRCRAFT STATUS	CONDITION OF DISPATCH
NIL	NO DISPATCH

<i>ECAM Alert: FUEL L(R) XFR VALVE CLOSED</i>
--

Ident.: ME-28-00008009.0001001 / 29 NOV 11

Applicable to: B-HSD, B-HSE, B-HSG, B-HSI, B-HSJ, B-HSK, B-HSL, B-HSM, B-HSN, B-HSO, B-HSP, B-HSQ, B-HSR

AIRCRAFT STATUS	CONDITION OF DISPATCH
NIL	Refer to Item 28-15-01 LH Wing Transfer Valve or Refer to Item 28-15-02 RH Wing Transfer Valve

**DRAGONAIR****A320/A321**
MINIMUM EQUIPMENT LIST**MEL ENTRIES****28 - FUEL****ECAM Alert: FUEL L(R) XFR VALVE FAULT**

Ident.: ME-28-00008011.0001001 / 29 NOV 11

Applicable to: B-HTD, B-HTE, B-HTF, B-HTG, B-HTH, B-HTI

AIRCRAFT STATUS	CONDITION OF DISPATCH
NIL	Refer to Item 28-26-01 Center Tank Transfer Valve

ECAM Alert: FUEL L(R) XFR VALVE OPEN

Ident.: ME-28-00008010.0001001 / 29 NOV 11

Applicable to: B-HSD, B-HSE, B-HSG, B-HSI, B-HSJ, B-HSK, B-HSL, B-HSM, B-HSN, B-HSO, B-HSP, B-HSQ, B-HSR

AIRCRAFT STATUS	CONDITION OF DISPATCH
NIL	Refer to Item 28-15-01 LH Wing Transfer Valve or Refer to Item 28-15-02 RH Wing Transfer Valve

ECAM Alert: FUEL X FEED VALVE FAULT

Ident.: ME-28-00008012.0001001 / 11 MAR 10

Applicable to: ALL


AIRCRAFT STATUS	CONDITION OF DISPATCH
NIL	NO DISPATCH

ECAM Alert: FUEL XFR VALVES FAULT

Ident.: ME-28-00008013.0001001 / 29 NOV 11

Applicable to: B-HTD, B-HTE, B-HTF, B-HTG, B-HTH, B-HTI

AIRCRAFT STATUS	CONDITION OF DISPATCH
NIL	Refer to Item 28-26-01 Center Tank Transfer Valve

 DRAGONAIR A320/A321 MINIMUM EQUIPMENT LIST	MEL ENTRIES 29 - HYDRAULIC POWER
---	---

ECAM Alert: HYD B ELEC PUMP LO PR

Ident.: ME-29-00008021.0001001 / 11 MAR 10

Applicable to: ALL

AIRCRAFT STATUS	CONDITION OF DISPATCH
Actual alert	NO DISPATCH
False alert	<i>Refer to Item 29-09-01 HYD B(Y) ELEC PUMP LO PR Alert</i>

ECAM Alert: HYD B ELEC PUMP OVHT

Ident.: ME-29-00008022.0001001 / 11 MAR 10

Applicable to: ALL

AIRCRAFT STATUS	CONDITION OF DISPATCH
Actual alert	NO DISPATCH
False alert	<i>Refer to Item 29-09-02 HYD B(Y) ELEC PUMP OVHT Alert</i>

ECAM Alert: HYD B RSVR LO AIR PR

Ident.: ME-29-00008023.0001001 / 29 NOV 11

Applicable to: B-HSJ, B-HSK, B-HSL, B-HSM, B-HSN, B-HSO, B-HSP, B-HSQ, B-HSR, B-HTD, B-HTE, B-HTF, B-HTG, B-HTH, B-HTI

AIRCRAFT STATUS	CONDITION OF DISPATCH
Actual alert	NO DISPATCH
False alert	<i>Refer to Item 29-09-04 HYD G(B)(Y) RSVR LO AIR PR Alert</i>

ECAM Alert: HYD B RSVR LO AIR PR

Ident.: ME-29-00008023.0003001 / 11 MAR 10

Applicable to: B-HSD, B-HSE, B-HSG, B-HSI

AIRCRAFT STATUS	CONDITION OF DISPATCH
NIL	NO DISPATCH



DRAGONAIR

A320/A321
MINIMUM EQUIPMENT LIST

MEL ENTRIES
29 - HYDRAULIC POWER

ECAM Alert: HYD B RSVR LO LVL

Ident.: ME-29-00008025.0001001 / 11 MAR 10

Applicable to: ALL

AIRCRAFT STATUS	CONDITION OF DISPATCH
Actual alert	NO DISPATCH
False alert	<i>Refer to Item 29-09-05 HYD G(B)(Y) RSVR LO LVL Alert</i>

ECAM Alert: HYD B RSVR OVHT

Ident.: ME-29-00008026.0001001 / 11 MAR 10

Applicable to: ALL

AIRCRAFT STATUS	CONDITION OF DISPATCH
Actual alert	NO DISPATCH
False alert	<i>Refer to Item 29-09-06 HYD G(B)(Y) RSVR OVHT Alert</i>

ECAM Alert: HYD B SYS LO PR

Ident.: ME-29-00008027.0001001 / 11 MAR 10

Applicable to: ALL


AIRCRAFT STATUS	CONDITION OF DISPATCH
Actual alert	NO DISPATCH
False alert	<i>Refer to Item 29-09-09 HYD G(B)(Y)(B +G)(G+Y)(B+Y) SYS LO PR Alert</i>

ECAM Alert: HYD B+G SYS LO PR

Ident.: ME-29-00008028.0001001 / 11 MAR 10

Applicable to: ALL

AIRCRAFT STATUS	CONDITION OF DISPATCH
Actual alert	NO DISPATCH
False alert	<i>Refer to Item 29-09-09 HYD G(B)(Y)(B +G)(G+Y)(B+Y) SYS LO PR Alert</i>

 DRAGONAIR A320/A321 MINIMUM EQUIPMENT LIST	MEL ENTRIES 29 - HYDRAULIC POWER
---	---

*ECAM Alert: **HYD B+Y SYS LO PR***

Ident.: ME-29-00008029.0001001 / 11 MAR 10

Applicable to: ALL

AIRCRAFT STATUS	CONDITION OF DISPATCH
Actual alert	NO DISPATCH
False alert	<i>Refer to Item 29-09-09 HYD G(B)(Y)(B+G)(G+Y)(B+Y) SYS LO PR Alert</i>

*ECAM Alert: **HYD G ENG 1 PUMP LO PR***

Ident.: ME-29-00008030.0001001 / 11 MAR 10

Applicable to: ALL

AIRCRAFT STATUS	CONDITION OF DISPATCH
Actual alert	NO DISPATCH
False alert	<i>Refer to Item 29-09-03 HYD G(Y) ENG 1(2) PUMP LO PR Alert</i>

*ECAM Alert: **HYD G RSVR LO AIR PR***

Ident.: ME-29-00008032.0001001 / 11 MAR 10

Applicable to: ALL

AIRCRAFT STATUS	CONDITION OF DISPATCH
Actual alert	NO DISPATCH
False alert	<i>Refer to Item 29-09-04 HYD G(B)(Y) RSVR LO AIR PR Alert</i>

*ECAM Alert: **HYD G RSVR LO LVL***

Ident.: ME-29-00008033.0001001 / 11 MAR 10

Applicable to: ALL

AIRCRAFT STATUS	CONDITION OF DISPATCH
Actual alert	NO DISPATCH
False alert	<i>Refer to Item 29-09-05 HYD G(B)(Y) RSVR LO LVL Alert</i>



DRAGONAIR

A320/A321
MINIMUM EQUIPMENT LIST

MEL ENTRIES
29 - HYDRAULIC POWER

*ECAM Alert: **HYD G RSVR OVHT***

Ident.: ME-29-00008035.0001001 / 11 MAR 10

Applicable to: **ALL**

AIRCRAFT STATUS	CONDITION OF DISPATCH
Actual alert	NO DISPATCH
False alert	<i>Refer to Item 29-09-06 HYD G(B)(Y) RSVR OVHT Alert</i>

*ECAM Alert: **HYD G SYS LO PR***

Ident.: ME-29-00008036.0001001 / 11 MAR 10

Applicable to: **ALL**

AIRCRAFT STATUS	CONDITION OF DISPATCH
Actual alert	NO DISPATCH
False alert	<i>Refer to Item 29-09-09 HYD G(B)(Y)(B +G)(G+Y)(B+Y) SYS LO PR Alert</i>

*ECAM Alert: **HYD G+Y SYS LO PR***

Ident.: ME-29-00008037.0001001 / 11 MAR 10

Applicable to: **ALL**


AIRCRAFT STATUS	CONDITION OF DISPATCH
Actual alert	NO DISPATCH
False alert	<i>Refer to Item 29-09-09 HYD G(B)(Y)(B +G)(G+Y)(B+Y) SYS LO PR Alert</i>

*ECAM Alert: **HYD PTU FAULT***

Ident.: ME-29-00008038.0001001 / 11 MAR 10

Applicable to: **ALL**

AIRCRAFT STATUS	CONDITION OF DISPATCH
Actual alert	NO DISPATCH
False alert	<i>Refer to Item 29-09-07 HYD PTU FAULT Alert</i>

 DRAGONAIR A320/A321 MINIMUM EQUIPMENT LIST	MEL ENTRIES 29 - HYDRAULIC POWER
---	---

ECAM Alert: HYD RAT FAULT

Ident.: ME-29-00008039.0001001 / 11 MAR 10

Applicable to: ALL

AIRCRAFT STATUS	CONDITION OF DISPATCH
Actual alert	NO DISPATCH
False alert	<i>Refer to Item 29-09-08 HYD RAT FAULT Alert</i>

ECAM Alert: HYD Y ELEC PUMP LO PR

Ident.: ME-29-00008040.0001001 / 11 MAR 10

Applicable to: ALL

AIRCRAFT STATUS	CONDITION OF DISPATCH
Actual alert	<i>Refer to Item 29-24-01 Yellow System Electric Pump</i>
False alert	<i>Refer to Item 29-09-01 HYD B(Y) ELEC PUMP LO PR Alert</i>

ECAM Alert: HYD Y ELEC PUMP OVHT

Ident.: ME-29-00008041.0001001 / 11 MAR 10

Applicable to: ALL

AIRCRAFT STATUS	CONDITION OF DISPATCH
Actual alert	<i>Refer to Item 29-24-01 Yellow System Electric Pump</i>
False alert	<i>Refer to Item 29-09-02 HYD B(Y) ELEC PUMP OVHT Alert</i>

ECAM Alert: HYD Y ENG 2 PUMP LO PR

Ident.: ME-29-00008043.0001001 / 11 MAR 10

Applicable to: ALL

AIRCRAFT STATUS	CONDITION OF DISPATCH
Actual alert	NO DISPATCH

Continued on the following page



DRAGONAIR

A320/A321
MINIMUM EQUIPMENT LIST

MEL ENTRIES
29 - HYDRAULIC POWER

Continued from the previous page

AIRCRAFT STATUS	CONDITION OF DISPATCH
False alert	Refer to Item 29-09-03 HYD G(Y) ENG 1(2) PUMP LO PR Alert

ECAM Alert: HYD Y RSVR LO AIR PR

Ident.: ME-29-00008044.0001001 / 11 MAR 10

Applicable to: **ALL**

AIRCRAFT STATUS	CONDITION OF DISPATCH
Actual alert	NO DISPATCH
False alert	Refer to Item 29-09-04 HYD G(B)(Y) RSVR LO AIR PR Alert

ECAM Alert: HYD Y RSVR LO LVL

Ident.: ME-29-00008045.0001001 / 11 MAR 10

Applicable to: **ALL**


AIRCRAFT STATUS	CONDITION OF DISPATCH
Actual alert	NO DISPATCH
False alert	Refer to Item 29-09-05 HYD G(B)(Y) RSVR LO LVL Alert

ECAM Alert: HYD Y RSVR OVHT

Ident.: ME-29-00008046.0001001 / 11 MAR 10

Applicable to: **ALL**

AIRCRAFT STATUS	CONDITION OF DISPATCH
Actual alert	NO DISPATCH
False alert	Refer to Item 29-09-06 HYD G(B)(Y) RSVR OVHT Alert

 DRAGONAIR A320/A321 MINIMUM EQUIPMENT LIST	MEL ENTRIES 29 - HYDRAULIC POWER
---	---

ECAM Alert: HYD Y SYS LO PR

Ident.: ME-29-00008047.0001001 / 11 MAR 10

Applicable to: ALL

AIRCRAFT STATUS	CONDITION OF DISPATCH
Actual alert	NO DISPATCH
False alert	Refer to Item 29-09-09 HYD G(B)(Y)(B+G)(G+Y)(B+Y) SYS LO PR Alert



DRAGONAIR


A320/A321

MINIMUM EQUIPMENT LIST

MEL ENTRIES

29 - HYDRAULIC POWER

Intentionally left blank

 DRAGONAIR A320/A321 MINIMUM EQUIPMENT LIST	MEL ENTRIES 30 - ICE AND RAIN PROTECTION
---	---

ECAM Alert: ANTI ICE ALL PITOT

Ident.: ME-30-00008053.0002001 / 11 MAR 10

Applicable to: ALL

AIRCRAFT STATUS	CONDITION OF DISPATCH
NIL	NO DISPATCH

ECAM Alert: ANTI ICE CAPT(F/O)(STBY) AOA

Ident.: ME-30-00008054.0001001 / 11 MAR 10

Applicable to: ALL

AIRCRAFT STATUS	CONDITION OF DISPATCH
NIL	Refer to Item 30-31-04 Angle of Attack (AOA) Probes Heating

ECAM Alert: ANTI ICE CAPT(F/O)(STBY) L(R) STAT

Ident.: ME-30-00008056.0001001 / 11 MAR 10

Applicable to: ALL

AIRCRAFT STATUS	CONDITION OF DISPATCH
NIL	Refer to Item 30-31-03 Static Ports Heater

ECAM Alert: ANTI ICE CAPT(F/O)(STBY) PITOT

Ident.: ME-30-00008058.0001001 / 11 MAR 10

Applicable to: ALL

AIRCRAFT STATUS	CONDITION OF DISPATCH
NIL	Refer to Item 30-31-02 Pitot Heater

ECAM Alert: ANTI ICE CAPT+F/O PITOT

Ident.: ME-30-00008059.0002001 / 11 MAR 10

Applicable to: ALL

AIRCRAFT STATUS	CONDITION OF DISPATCH
NIL	NO DISPATCH



DRAGONAIR

A320/A321
MINIMUM EQUIPMENT LIST

MEL ENTRIES
30 - ICE AND RAIN PROTECTION

*ECAM Alert: **ANTI ICE** CAPT+STBY PITOT*

Ident.: ME-30-00008060.0002001 / 11 MAR 10

Applicable to: **ALL**

AIRCRAFT STATUS	CONDITION OF DISPATCH
NIL	NO DISPATCH

*ECAM Alert: **ANTI ICE** CAPT(F/O)(STBY) PROBES*

Ident.: ME-30-00008062.0001001 / 11 MAR 10

Applicable to: **ALL**

AIRCRAFT STATUS	CONDITION OF DISPATCH
NIL	Refer to Item 30-31-01 Probe Heat Computer (PHC)

*ECAM Alert: **ANTI ICE** CAPT(F/O) TAT*

Ident.: ME-30-00008064.0001001 / 11 MAR 10

Applicable to: **ALL**


AIRCRAFT STATUS	CONDITION OF DISPATCH
NIL	Refer to Item 30-31-05 TAT Probes Heating

*ECAM Alert: **ANTI ICE** ENG 1(2) VALVE CLSD*

Ident.: ME-30-00008068.0001001 / 11 MAR 10

Applicable to: **ALL**

AIRCRAFT STATUS	CONDITION OF DISPATCH
NIL	Refer to Item 30-21-01 Engine Anti-Ice Valve

 DRAGONAIR A320/A321 MINIMUM EQUIPMENT LIST	MEL ENTRIES 30 - ICE AND RAIN PROTECTION
---	---

ECAM Alert: ANTI ICE ENG 1(2) VALVE OPEN

Ident.: ME-30-00008070.0001001 / 11 MAR 10

Applicable to: ALL

AIRCRAFT STATUS	CONDITION OF DISPATCH
NIL	Refer to Item 30-21-01 Engine Anti-Ice Valve

ECAM Alert: ANTI ICE F/O+STBY PITOT

Ident.: ME-30-00008071.0002001 / 11 MAR 10

Applicable to: ALL

AIRCRAFT STATUS	CONDITION OF DISPATCH
NIL	NO DISPATCH

ECAM Alert: ANTI ICE L(R) WINDOW

Ident.: ME-30-00008089.0001001 / 11 MAR 10

Applicable to: ALL

AIRCRAFT STATUS	CONDITION OF DISPATCH
If the Window Heat Computer is affected	Refer to Item 30-42-01 Window Heat Computer
NIL	Refer to Item 30-42-02 Fixed Lateral Window and Sliding Window Heating

ECAM Alert: ANTI ICE L(R) WINDSHIELD

Ident.: ME-30-00008096.0001001 / 11 MAR 10

Applicable to: ALL

AIRCRAFT STATUS	CONDITION OF DISPATCH
If the Window Heat Computer is affected	Refer to Item 30-42-01 Window Heat Computer
NIL	Refer to Item 30-42-03 Windshield Heating



DRAGONAIR

A320/A321
MINIMUM EQUIPMENT LIST

MEL ENTRIES
30 - ICE AND RAIN PROTECTION

ECAM Alert: **ANTI ICE L+R WINDSHIELD**

Ident.: ME-30-00008075.0001001 / 11 MAR 10

Applicable to: **ALL**

AIRCRAFT STATUS	CONDITION OF DISPATCH
NIL	NO DISPATCH

ECAM Alert: **WING ANTI ICE L(R) HI PR**

Ident.: ME-30-00008098.0001001 / 17 SEP 10

Applicable to: **ALL**

AIRCRAFT STATUS	CONDITION OF DISPATCH
NIL	Refer to Item 30-11-01B Wing Anti-Ice Control Valve

ECAM Alert: **WING ANTI ICE L(R) VALVE OPEN**

Ident.: ME-30-00008099.0001001 / 11 MAR 10

Applicable to: **ALL**


AIRCRAFT STATUS	CONDITION OF DISPATCH
NIL	Refer to Item 30-11-01 Wing Anti-Ice Control Valve

ECAM Alert: **WING ANTI ICE OPEN ON GND**

Ident.: ME-30-00008100.0001001 / 11 MAR 10

Applicable to: **ALL**

AIRCRAFT STATUS	CONDITION OF DISPATCH
NIL	Refer to Item 30-11-01 Wing Anti-Ice Control Valve

 DRAGONAIR A320/A321 MINIMUM EQUIPMENT LIST	MEL ENTRIES 30 - ICE AND RAIN PROTECTION
---	---

*ECAM Alert: **WING ANTI ICE** SYS FAULT*

Ident.: ME-30-00008101.0001001 / 11 MAR 10
Applicable to: ALL

AIRCRAFT STATUS	CONDITION OF DISPATCH
NIL	<i>Refer to Item 30-11-01 Wing Anti-Ice Control Valve</i>




DRAGONAIR

A320/A321
MINIMUM EQUIPMENT LIST

MEL ENTRIES

30 - ICE AND RAIN PROTECTION

Intentionally left blank

 DRAGONAIR A320/A321 MINIMUM EQUIPMENT LIST	MEL ENTRIES 31 - INDICATING/RECORDING SYSTEMS
---	--

<i>ECAM Alert: EIS DMC 1 FAULT</i>

Ident.: ME-31-00008102.0002001 / 11 MAR 10

Applicable to: ALL

AIRCRAFT STATUS	CONDITION OF DISPATCH
<i>NIL</i>	<i>Refer to Item 31-62-01 DMC 1</i>

<i>ECAM Alert: EIS DMC 2 FAULT</i>

Ident.: ME-31-00008103.0001001 / 11 MAR 10

Applicable to: ALL

AIRCRAFT STATUS	CONDITION OF DISPATCH
<i>NIL</i>	<i>Refer to Item 31-62-02 DMC 2</i>

<i>ECAM Alert: EIS DMC 3 FAULT</i>

Ident.: ME-31-00008104.0001001 / 11 MAR 10

Applicable to: ALL

AIRCRAFT STATUS	CONDITION OF DISPATCH
<i>NIL</i>	<i>Refer to Item 31-62-03 DMC 3</i>

<i>ECAM Alert: FWS FWC 1 FAULT</i>

Ident.: ME-31-00008105.0001001 / 11 MAR 10

Applicable to: ALL

AIRCRAFT STATUS	CONDITION OF DISPATCH
<i>NIL</i>	<i>NO DISPATCH</i>

<i>ECAM Alert: FWS FWC 2 FAULT</i>

Ident.: ME-31-00008106.0001001 / 11 MAR 10

Applicable to: ALL

AIRCRAFT STATUS	CONDITION OF DISPATCH
<i>NIL</i>	<i>Refer to Item 31-53-01 Flight Warning Computer (FWC)</i>



DRAGONAIR

A320/A321
MINIMUM EQUIPMENT LIST

MEL ENTRIES
31 - INDICATING/RECORDING SYSTEMS

ECAM Alert: **FWS FWC 1+2 FAULT**

Ident.: ME-31-00008107.0001001 / 11 MAR 10

Applicable to: **ALL**

AIRCRAFT STATUS	CONDITION OF DISPATCH
NIL	NO DISPATCH

ECAM Alert: **FWS OEB/FWC DISCREPANCY**

Ident.: ME-31-00008108.0001001 / 11 MAR 10

Applicable to: **ALL**

AIRCRAFT STATUS	CONDITION OF DISPATCH
NIL	NO DISPATCH

ECAM Alert: **FWS SDAC 1 FAULT**

Ident.: ME-31-00008109.0001001 / 11 MAR 10

Applicable to: **ALL**

AIRCRAFT STATUS	CONDITION OF DISPATCH
NIL	NO DISPATCH

ECAM Alert: **FWS SDAC 2 FAULT**

Ident.: ME-31-00008110.0001001 / 11 MAR 10

Applicable to: **ALL**


AIRCRAFT STATUS	CONDITION OF DISPATCH
NIL	Refer to Item 31-55-01 System Data Acquisition Concentrator (SDAC)

ECAM Alert: **FWS SDAC 1+2 FAULT**

Ident.: ME-31-00008111.0001001 / 11 MAR 10

Applicable to: **ALL**

AIRCRAFT STATUS	CONDITION OF DISPATCH
NIL	NO DISPATCH

 DRAGONAIR A320/A321 MINIMUM EQUIPMENT LIST	MEL ENTRIES 31 - INDICATING/RECORDING SYSTEMS
---	--

ECAM Alert: RECORDER DFDR FAULT
--

Ident.: ME-31-00008112.0001001 / 11 MAR 10

Applicable to: ALL

AIRCRAFT STATUS	CONDITION OF DISPATCH
NIL	Refer to Item 31-30-03 Digital Flight Data Recorder (DFDR)

ECAM Alert: RECORDER SYS FAULT

Ident.: ME-31-00008113.0002001 / 11 MAR 10

Applicable to: ALL

AIRCRAFT STATUS	CONDITION OF DISPATCH
NIL	Refer to Item 31-30-05 Flight Data Interface Unit (FDIU)




DRAGONAIR

A320/A321
MINIMUM EQUIPMENT LIST

MEL ENTRIES

31 - INDICATING/RECORDING SYSTEMS

Intentionally left blank

 DRAGONAIR A320/A321 MINIMUM EQUIPMENT LIST	MEL ENTRIES 32 - LANDING GEAR
---	--

ECAM Alert: BRAKES ALTN BRK FAULT

Ident.: ME-32-00008135.0002001 / 29 NOV 11
Applicable to: B-HSO, B-HSP, B-HSQ, B-HSR

AIRCRAFT STATUS	CONDITION OF DISPATCH
NIL	NO DISPATCH

ECAM Alert: BRAKES ALTN L(R) RELEASED

Ident.: ME-32-00008138.0002001 / 29 NOV 11
Applicable to: B-HSO, B-HSP, B-HSQ, B-HSR

AIRCRAFT STATUS	CONDITION OF DISPATCH
NIL	NO DISPATCH

ECAM Alert: BRAKES A/SKID N/WS FAULT

Ident.: ME-32-00008129.0002001 / 11 MAR 10
Applicable to: ALL

AIRCRAFT STATUS	CONDITION OF DISPATCH
NIL	NO DISPATCH

ECAM Alert: BRAKES A/SKID N/WS OFF

Ident.: ME-32-00008131.0002001 / 11 MAR 10
Applicable to: ALL

AIRCRAFT STATUS	CONDITION OF DISPATCH
NIL	Not related to MEL

ECAM Alert: BRAKES AUTO BRK FAULT

Ident.: ME-32-00008132.0001001 / 11 MAR 10
Applicable to: B-HSD, B-HSE, B-HSG, B-HSI, B-HSJ, B-HSK, B-HSL, B-HSM, B-HSN, B-HTD, B-HTE, B-HTF, B-HTG, B-HTH, B-HTI

AIRCRAFT STATUS	CONDITION OF DISPATCH
If normal braking is lost (BRAKE RELEASED message is not displayed)	NO DISPATCH

Continued on the following page

**DRAGONAIR****A320/A321**
MINIMUM EQUIPMENT LIST**MEL ENTRIES**
32 - LANDING GEAR*Continued from the previous page*

AIRCRAFT STATUS	CONDITION OF DISPATCH
If the autobrake function is affected (BRAKE RELEASED message is displayed)	Refer to Item 32-42-05 AUTO/BRK Function
If a tachometer is affected (BRAKE RELEASED message is displayed)	Refer to Item 32-42-06 Tachometer

ECAM Alert: BRAKES AUTO BRK FAULT

Ident.: ME-32-00008132.0002001 / 29 NOV 11

Applicable to: B-HSO, B-HSP, B-HSQ, B-HSR

AIRCRAFT STATUS	CONDITION OF DISPATCH
NIL	Refer to Item 32-42-05 AUTO/BRK Function

ECAM Alert: BRAKES BRK Y ACCU LO PR

Ident.: ME-32-00008134.0002001 / 29 NOV 11

Applicable to: B-HSO, B-HSP, B-HSQ, B-HSR


AIRCRAFT STATUS	CONDITION OF DISPATCH
Actual alert	NO DISPATCH
False alert	Refer to Item 32-44-02 ACCU PRESS Indicator

ECAM Alert: BRAKES SYS 1 FAULT

Ident.: ME-32-00008139.0002001 / 11 MAR 10

Applicable to: ALL

AIRCRAFT STATUS	CONDITION OF DISPATCH
NIL	Refer to Item 32-42-03 Braking/Steering Control Unit (BSCU) Channel 1 / System 1

 DRAGONAIR A320/A321 MINIMUM EQUIPMENT LIST	MEL ENTRIES 32 - LANDING GEAR
---	--

ECAM Alert: **BRAKES SYS 2 FAULT**

Ident.: ME-32-00008140.0002001 / 11 MAR 10

Applicable to: **ALL**

AIRCRAFT STATUS	CONDITION OF DISPATCH
<i>NIL</i>	<i>Refer to Item 32-42-04 Braking/Steering Control Unit (BSCU) Channel 2 / System 2</i>

ECAM Alert: **BRAKES HOT**

Ident.: ME-32-00008141.0001001 / 11 MAR 10

Applicable to: **ALL**

AIRCRAFT STATUS	CONDITION OF DISPATCH
Actual alert	NO DISPATCH
False alert	<i>Refer to Item 32-07-01 Brakes Temperature Indication on the WHEEL SD page</i>

ECAM Alert: **BRAKES NORM BRK FAULT**

Ident.: ME-32-00008136.0002001 / 29 NOV 11

Applicable to: **B-HSQ, B-HSP, B-HSQ, B-HSR**

AIRCRAFT STATUS	CONDITION OF DISPATCH
<i>NIL</i>	NO DISPATCH

ECAM Alert: **BRAKES NORM+ALT FAULT**

Ident.: ME-32-00008137.0002001 / 29 NOV 11

Applicable to: **B-HSQ, B-HSP, B-HSQ, B-HSR**

AIRCRAFT STATUS	CONDITION OF DISPATCH
<i>NIL</i>	NO DISPATCH

**DRAGONAIR****A320/A321**
MINIMUM EQUIPMENT LIST**MEL ENTRIES**
32 - LANDING GEAR**ECAM Alert: BRAKES PARK BRK FAULT**

Ident.: ME-32-00013833.0002001 / 29 NOV 11

Applicable to: B-HSQ, B-HSR

AIRCRAFT STATUS	CONDITION OF DISPATCH
If associated with the BRK PRESS STILL ON subtitle	NO DISPATCH
If there is no subtitle	Apply ECAM procedure

ECAM Alert: BRAKES PARK BRK LO PR

Ident.: ME-32-00013832.0003001 / 29 NOV 11

Applicable to: B-HSO, B-HSP, B-HSQ, B-HSR

AIRCRAFT STATUS	CONDITION OF DISPATCH
NIL	Apply ECAM procedure

ECAM Alert: BRAKES PARK BRK ON

Ident.: ME-32-00008142.0002001 / 11 MAR 10

Applicable to: ALL


AIRCRAFT STATUS	CONDITION OF DISPATCH
NIL	Not related to MEL

ECAM Alert: BRAKES RELEASED

Ident.: ME-32-00008133.0002001 / 29 NOV 11

Applicable to: B-HSO, B-HSP, B-HSQ, B-HSR

AIRCRAFT STATUS	CONDITION OF DISPATCH
If green brake supply affected	Refer to Item 32-42-02 Green System Brake
If a tachometer is affected	Refer to Item 32-42-06 Tachometer

 DRAGONAIR A320/A321 MINIMUM EQUIPMENT LIST	MEL ENTRIES 32 - LANDING GEAR
---	--

ECAM Alert: **BRAKES-N/WS MINOR FAULT**

Ident.: ME-32-00008143.0002001 / 29 NOV 11
Applicable to: B-HSO, B-HSP, B-HSQ, B-HSR

AIRCRAFT STATUS	CONDITION OF DISPATCH
NIL	Refer to Item 32-09-01 BRAKES-N/WS MINOR FAULT Alert

ECAM Alert: **CONFIG PARK BRK ON**

Ident.: ME-32-00008127.0001001 / 11 MAR 10
Applicable to: ALL

AIRCRAFT STATUS	CONDITION OF DISPATCH
NIL	NO DISPATCH

ECAM Alert: **L/G DOORS NOT CLOSED**

Ident.: ME-32-00008115.0001001 / 11 MAR 10
Applicable to: ALL

AIRCRAFT STATUS	CONDITION OF DISPATCH
NIL	NO DISPATCH

ECAM Alert: **L/G GEAR NOT DOWN**

Ident.: ME-32-00008116.0001001 / 11 MAR 10
Applicable to: ALL

AIRCRAFT STATUS	CONDITION OF DISPATCH
NIL	Not related to MEL

ECAM Alert: **L/G GEAR NOT DOWNLOCKED**

Ident.: ME-32-00008117.0001001 / 11 MAR 10
Applicable to: ALL

AIRCRAFT STATUS	CONDITION OF DISPATCH
NIL	Not related to MEL



DRAGONAIR

A320/A321
MINIMUM EQUIPMENT LIST

MEL ENTRIES
32 - LANDING GEAR

ECAM Alert: L/G GEAR NOT UNLOCKED

Ident.: ME-32-00008118.0001001 / 11 MAR 10

Applicable to: ALL

AIRCRAFT STATUS	CONDITION OF DISPATCH
NIL	Not related to MEL

ECAM Alert: L/G GEAR UNLOCK FAULT

Ident.: ME-32-00008119.0001001 / 17 SEP 10

Applicable to: ALL

AIRCRAFT STATUS	CONDITION OF DISPATCH
NIL	Refer to Item 32-31-02 Landing Gear Retracting System

ECAM Alert: L/G LGCIU 1 FAULT

Ident.: ME-32-00008120.0001001 / 11 MAR 10

Applicable to: ALL

AIRCRAFT STATUS	CONDITION OF DISPATCH
NIL	NO DISPATCH


ECAM Alert: L/G LGCIU 2 FAULT

Ident.: ME-32-00008121.0003001 / 17 SEP 10

Applicable to: ALL

AIRCRAFT STATUS	CONDITION OF DISPATCH
If the LGCIU 2 is inoperative	Refer to Item 32-31-01 Landing Gear Control and Interface Unit (LGCIU)

Continued on the following page

 DRAGONAIR A320/A321 MINIMUM EQUIPMENT LIST	MEL ENTRIES 32 - LANDING GEAR
---	--

Continued from the previous page

AIRCRAFT STATUS	CONDITION OF DISPATCH
If a RH L/G proximity detector associated with the LGCIU 2 is inoperative: apply the relevant item.	Refer to Item 32-32-02 LGCIU 2 RH L/G Shock Absorber Proximity Detector or Refer to Item 32-32-05 LGCIU 2 RH L/G Down Lock Proximity Detector or Refer to Item 32-32-08 LGCIU 2 RH L/G Up Lock Proximity Detector or Refer to Item 32-32-11 LGCIU 2 RH L/G Doors Open Proximity Detector or Refer to Item 32-32-14 LGCIU 2 RH L/G Doors Closed Proximity Detector
If a LH L/G proximity detector associated with the LGCIU 2 is inoperative: apply the relevant item.	Refer to Item 32-32-03 LGCIU 2 LH L/G Shock Absorber Proximity Detector or Refer to Item 32-32-06 LGCIU 2 LH L/G Down Lock Proximity Detector or Refer to Item 32-32-09 LGCIU 2 LH L/G Up Lock Proximity Detector or Refer to Item 32-32-12 LGCIU 2 LH L/G Doors Open Proximity Detector or Refer to Item 32-32-15 LGCIU 2 LH L/G Doors Closed Proximity Detector

Continued on the following page

**DRAGONAIR****A320/A321**
MINIMUM EQUIPMENT LIST**MEL ENTRIES**
32 - LANDING GEAR*Continued from the previous page*

AIRCRAFT STATUS	CONDITION OF DISPATCH
If a Nose L/G proximity detector associated with the LGCIU 2 is inoperative: apply the relevant item.	<i>Refer to Item 32-32-04 LGCIU 2 Nose L/G Shock Absorber Proximity Detector</i> or <i>Refer to Item 32-32-07 LGCIU 2 Nose L/G Down Lock Proximity Detector</i> or <i>Refer to Item 32-32-10 LGCIU 2 Nose L/G Up Lock Proximity Detector</i> or <i>Refer to Item 32-32-13 LGCIU 2 Nose L/G Doors Open Proximity Detector</i> or <i>Refer to Item 32-32-16 LGCIU 2 Nose L/G Doors Closed Proximity Detector</i>

ECAM Alert: L/G SHOCK ABSORBER FAULT

Ident.: ME-32-00008122.0001001 / 11 MAR 10

Applicable to: ALL


AIRCRAFT STATUS	CONDITION OF DISPATCH
<i>NIL</i>	NO DISPATCH

ECAM Alert: L/G SYS DISAGREE

Ident.: ME-32-00008123.0001001 / 11 MAR 10

Applicable to: ALL

AIRCRAFT STATUS	CONDITION OF DISPATCH
<i>NIL</i>	NO DISPATCH

 DRAGONAIR A320/A321 MINIMUM EQUIPMENT LIST	MEL ENTRIES 32 - LANDING GEAR
---	--

ECAM Alert: WHEEL HYD SEL FAULT

Ident.: ME-32-00008124.0001001 / 11 MAR 10

Applicable to: ALL

AIRCRAFT STATUS	CONDITION OF DISPATCH
NIL	NO DISPATCH

ECAM Alert: WHEEL N/W STRG FAULT

Ident.: ME-32-00008125.0002001 / 18 MAR 10

Applicable to: ALL

AIRCRAFT STATUS	CONDITION OF DISPATCH
NIL	Refer to Item 32-51-01 Nose Wheel Steering Control System




DRAGONAIR

A320/A321

MINIMUM EQUIPMENT LIST

MEL ENTRIES
32 - LANDING GEAR

Intentionally left blank

 DRAGONAIR A320/A321 MINIMUM EQUIPMENT LIST	MEL ENTRIES 34 - NAVIGATION
---	--

*ECAM Alert: **NAV** ADR DISAGREE*

Ident.: ME-34-00008144.0002001 / 11 MAR 10

Applicable to: ALL

AIRCRAFT STATUS	CONDITION OF DISPATCH
NIL	NO DISPATCH

*ECAM Alert: **NAV** ADR 1 FAULT*

Ident.: ME-34-00008145.0001001 / 11 MAR 10

Applicable to: ALL

AIRCRAFT STATUS	CONDITION OF DISPATCH
NIL	Refer to Item 34-10-01 ADR 1

*ECAM Alert: **NAV** ADR 2 FAULT*

Ident.: ME-34-00008146.0001001 / 11 MAR 10

Applicable to: ALL

AIRCRAFT STATUS	CONDITION OF DISPATCH
NIL	Refer to Item 34-10-02 ADR 2

*ECAM Alert: **NAV** ADR 3 FAULT*

Ident.: ME-34-00008147.0001001 / 11 MAR 10

Applicable to: ALL

AIRCRAFT STATUS	CONDITION OF DISPATCH
NIL	Refer to Item 34-10-03 ADR 3

*ECAM Alert: **NAV** ADR 1+2(1+3)(2+3) FAULT*

Ident.: ME-34-00008148.0001001 / 29 NOV 11

Applicable to: ALL

AIRCRAFT STATUS	CONDITION OF DISPATCH
NIL	NO DISPATCH



DRAGONAIR

A320/A321
MINIMUM EQUIPMENT LIST

MEL ENTRIES
34 - NAVIGATION

*ECAM Alert: **NAV** ADR 1+2+3 FAULT*

Ident.: ME-34-00008149.0001001 / 11 MAR 10

Applicable to: **ALL**

AIRCRAFT STATUS	CONDITION OF DISPATCH
NIL	NO DISPATCH

*ECAM Alert: **NAV** ALTI DISCREPANCY*

Ident.: ME-34-00008150.0001001 / 11 MAR 10

Applicable to: **ALL**

AIRCRAFT STATUS	CONDITION OF DISPATCH
NIL	Refer to Item 34-10-01 ADR 1 or Refer to Item 34-10-02 ADR 2 or Refer to Item 34-10-03 ADR 3

*ECAM Alert: **NAV** ATC/XPDR 1(2)(1+2) FAULT*

Ident.: ME-34-00013848.0001001 / 29 NOV 11

Applicable to: **B-HSQ, B-HSR**


AIRCRAFT STATUS	CONDITION OF DISPATCH
NIL	Refer to Item 34-50-01 ATC

*ECAM Alert: **NAV** ATC/XPDR STBY*

Ident.: ME-34-00013846.0001001 / 29 NOV 11

Applicable to: **B-HSQ, B-HSR**

AIRCRAFT STATUS	CONDITION OF DISPATCH
NIL	Not related to MEL

 DRAGONAIR A320/A321 MINIMUM EQUIPMENT LIST	MEL ENTRIES 34 - NAVIGATION
---	--

ECAM Alert: NAV ATT DISCREPANCY

Ident.: ME-34-00008151.0001001 / 11 MAR 10

Applicable to: ALL

AIRCRAFT STATUS	CONDITION OF DISPATCH
<i>NIL</i>	<i>Refer to Item 34-10-04 IR 1</i> or <i>Refer to Item 34-10-05 IR 2</i> or <i>Refer to Item 34-10-06 IR 3 (for aircraft without Honeywell 10 MCU ADIRU)</i> or <i>Refer to Item 34-10-07 IR 3 (for aircraft with Honeywell 10 MCU ADIRU)</i>

ECAM Alert: NAV CAPT(F/O)(STBY) AOA FAULT

Ident.: ME-34-00010323.0003001 / 29 NOV 11

Applicable to: B-HSO, B-HSP, B-HSQ, B-HSR

AIRCRAFT STATUS	CONDITION OF DISPATCH
<i>NIL</i>	<i>Refer to Item 34-11-01 Angle of Attack (AOA) Sensor</i>

ECAM Alert: NAV FM/GPS POS DISAGREE

Ident.: ME-34-00008153.0001001 / 29 NOV 11

Applicable to: ALL

AIRCRAFT STATUS	CONDITION OF DISPATCH
<i>NIL</i>	Not related to MEL



DRAGONAIR

A320/A321
MINIMUM EQUIPMENT LIST

MEL ENTRIES
34 - NAVIGATION

ECAM Alert: NAV GPS 1(2) FAULT

Ident.: ME-34-00008158.0001001 / 29 NOV 11

Applicable to: ALL

AIRCRAFT STATUS	CONDITION OF DISPATCH
NIL	Refer to Item 34-50-09 Global Positioning System (GPS)

ECAM Alert: NAV GPWS FAULT

Ident.: ME-34-00008159.0001001 / 11 MAR 10

Applicable to: ALL


AIRCRAFT STATUS	CONDITION OF DISPATCH
NIL	Refer to Item 34-40-01 Ground Proximity Warning System (GPWS)

ECAM Alert: NAV GPWS TERR DET FAULT

Ident.: ME-34-00008160.0001001 / 11 MAR 10

Applicable to: ALL

AIRCRAFT STATUS	CONDITION OF DISPATCH
NIL	Refer to Item 34-40-01 Ground Proximity Warning System (GPWS)

 DRAGONAIR A320/A321 MINIMUM EQUIPMENT LIST	MEL ENTRIES 34 - NAVIGATION
---	--

ECAM Alert: NAV HDG DISCREPANCY

Ident.: ME-34-00008161.0001001 / 11 MAR 10

Applicable to: ALL

AIRCRAFT STATUS	CONDITION OF DISPATCH
NIL	Refer to Item 34-10-04 IR 1 or Refer to Item 34-10-05 IR 2 or Refer to Item 34-10-06 IR 3 (for aircraft without Honeywell 10 MCU ADIRU) or Refer to Item 34-10-07 IR 3 (for aircraft with Honeywell 10 MCU ADIRU)

ECAM Alert: NAV IAS DISCREPANCY

Ident.: ME-34-00008165.0001001 / 11 MAR 10

Applicable to: ALL

AIRCRAFT STATUS	CONDITION OF DISPATCH
NIL	Refer to Item 34-10-01 ADR 1 or Refer to Item 34-10-02 ADR 2 or Refer to Item 34-10-03 ADR 3

ECAM Alert: NAV ILS 1(2)(1+2) FAULT

Ident.: ME-34-00008166.0004001 / 11 MAR 10

Applicable to: ALL

AIRCRAFT STATUS	CONDITION OF DISPATCH
NIL	Refer to Item 34-30-04 Instrument Landing System (ILS)

**DRAGONAIR****A320/A321**
MINIMUM EQUIPMENT LIST**MEL ENTRIES**
34 - NAVIGATION**ECAM Alert: NAV IR DISAGREE**

Ident.: ME-34-00008167.0002001 / 11 MAR 10

Applicable to: ALL

AIRCRAFT STATUS	CONDITION OF DISPATCH
NIL	NO DISPATCH

ECAM Alert: NAV IR NOT ALIGNED

Ident.: ME-34-00008172.0001001 / 11 MAR 10

Applicable to: ALL

AIRCRAFT STATUS	CONDITION OF DISPATCH
NIL	Refer to Item 34-10-04 IR 1 or Refer to Item 34-10-05 IR 2 or Refer to Item 34-10-06 IR 3 (for aircraft without Honeywell 10 MCU ADIRU) or Refer to Item 34-10-07 IR 3 (for aircraft with Honeywell 10 MCU ADIRU)

ECAM Alert: NAV IR 1 FAULT

Ident.: ME-34-00008168.0001001 / 11 MAR 10

Applicable to: ALL


AIRCRAFT STATUS	CONDITION OF DISPATCH
NIL	Refer to Item 34-10-04 IR 1

ECAM Alert: NAV IR 2 FAULT

Ident.: ME-34-00008169.0001001 / 11 MAR 10

Applicable to: ALL

AIRCRAFT STATUS	CONDITION OF DISPATCH
NIL	Refer to Item 34-10-05 IR 2

 DRAGONAIR A320/A321 MINIMUM EQUIPMENT LIST	MEL ENTRIES 34 - NAVIGATION
---	--

ECAM Alert: NAV IR 3 FAULT

Ident.: ME-34-00008170.0001001 / 11 MAR 10

Applicable to: ALL

AIRCRAFT STATUS	CONDITION OF DISPATCH
NIL	Refer to Item 34-10-06 IR 3 (for aircraft without Honeywell 10 MCU ADIRU) or Refer to Item 34-10-07 IR 3 (for aircraft with Honeywell 10 MCU ADIRU)

ECAM Alert: NAV IR 1+2(1+3)(2+3) FAULT

Ident.: ME-34-00008171.0001001 / 29 NOV 11

Applicable to: ALL

AIRCRAFT STATUS	CONDITION OF DISPATCH
NIL	NO DISPATCH

ECAM Alert: NAV PRED W/S DET FAULT

Ident.: ME-34-00008157.0001001 / 29 NOV 11

Applicable to: ALL

AIRCRAFT STATUS	CONDITION OF DISPATCH
NIL	Refer to Item 34-40-06 Predictive Windshear Detection Function

ECAM Alert: NAV RA DEGRADED

Ident.: ME-34-00010321.0001001 / 29 NOV 11

Applicable to: B-HSD, B-HSG, B-HSI, B-HSJ, B-HSK, B-HSL, B-HSM, B-HSO, B-HSP, B-HSQ, B-HSR, B-HTD, B-HTE, B-HTG, B-HTH

AIRCRAFT STATUS	CONDITION OF DISPATCH
During the previous flight, both RA s disagreed. If the RA 1(2) is confirmed faulty by troubleshooting, the radio altimeter 1(2) must be considered inoperative.	Refer to Item 34-40-03 Radio Altimeter System



DRAGONAIR

A320/A321
MINIMUM EQUIPMENT LIST

MEL ENTRIES
34 - NAVIGATION

*ECAM Alert: **NAV RA 1(2) FAULT***

Ident.: ME-34-00008174.0001001 / 11 MAR 10

Applicable to: **ALL**

AIRCRAFT STATUS	CONDITION OF DISPATCH
NIL	Refer to Item 34-40-03 Radio Altimeter System

*ECAM Alert: **NAV TCAS FAULT***

Ident.: ME-34-00008175.0001001 / 29 NOV 11

Applicable to: **ALL**

AIRCRAFT STATUS	CONDITION OF DISPATCH
NIL	Refer to Item 34-40-04 Traffic Collision Avoidance System (TCAS)

*ECAM Alert: **NAV TCAS STANDBY***

Ident.: ME-34-00010322.0001001 / 29 NOV 11

Applicable to: **B-HSD, B-HSG, B-HSI, B-HSJ, B-HSK, B-HSL, B-HSM, B-HSO, B-HSP, B-HSQ, B-HSR, B-HTD, B-HTE, B-HTG, B-HTH**


AIRCRAFT STATUS	CONDITION OF DISPATCH
NIL	Not related to MEL

*ECAM Alert: **OVERSPEED***

Ident.: ME-34-00008176.0001001 / 11 MAR 10

Applicable to: **ALL**

AIRCRAFT STATUS	CONDITION OF DISPATCH
NIL	Not related to MEL

 DRAGONAIR A320/A321 MINIMUM EQUIPMENT LIST	MEL ENTRIES 36 - PNEUMATIC
---	---

ECAM Alert: AIR APU BLEED FAULT

Ident.: ME-36-00008236.0001001 / 11 MAR 10

Applicable to: ALL

AIRCRAFT STATUS	CONDITION OF DISPATCH
NIL	Refer to Item 36-12-02 APU Bleed Valve

ECAM Alert: AIR APU BLEED LEAK

Ident.: ME-36-00008238.0001001 / 29 NOV 11

Applicable to: ALL

AIRCRAFT STATUS	CONDITION OF DISPATCH
NIL	Refer to Item 36-12-01 APU Bleed Air Supply System

ECAM Alert: AIR BLEED 1(2) OFF

Ident.: ME-36-00008244.0001001 / 11 MAR 10

Applicable to: ALL

AIRCRAFT STATUS	CONDITION OF DISPATCH
NIL	Refer to Item 36-11-01 Engine Bleed Air Supply System

ECAM Alert: AIR ENG HP VALVE FAULT

Ident.: ME-36-00008251.0001001 / 11 MAR 10

Applicable to: ALL

AIRCRAFT STATUS	CONDITION OF DISPATCH
NIL	Refer to Item 36-11-07 Engine Bleed HP Valve

**DRAGONAIR****A320/A321**
MINIMUM EQUIPMENT LIST**MEL ENTRIES**
36 - PNEUMATIC**ECAM Alert: AIR ENG 1(2) BLEED ABNORM PR**

Ident.: ME-36-00008246.0001001 / 11 MAR 10

Applicable to: ALL

AIRCRAFT STATUS	CONDITION OF DISPATCH
NIL	Refer to Item 36-11-01 Engine Bleed Air Supply System

ECAM Alert: AIR ENG 1(2) BLEED FAULT

Ident.: ME-36-00008247.0001001 / 11 MAR 10

Applicable to: ALL

AIRCRAFT STATUS	CONDITION OF DISPATCH
NIL	Refer to Item 36-11-01 Engine Bleed Air Supply System

ECAM Alert: AIR ENG 1(2) BLEED LEAK

Ident.: ME-36-00008248.0001001 / 11 MAR 10

Applicable to: ALL


AIRCRAFT STATUS	CONDITION OF DISPATCH
Actual alert	NO DISPATCH
False alert	Refer to Item 36-22-01 Pylon Leak Detection System

ECAM Alert: AIR ENG 1(2)(1+2) BLEED LO TEMP

Ident.: ME-36-00008245.0001001 / 11 MAR 10

Applicable to: ALL

AIRCRAFT STATUS	CONDITION OF DISPATCH
NIL	Refer to Item 36-11-04 Engine Bleed Fan Air Valve

 DRAGONAIR A320/A321 MINIMUM EQUIPMENT LIST	MEL ENTRIES 36 - PNEUMATIC
---	---

*ECAM Alert: **AIR** ENG 1(2) BLEED NOT CLSD*

Ident.: ME-36-00008249.0001001 / 11 MAR 10

Applicable to: ALL

AIRCRAFT STATUS	CONDITION OF DISPATCH
NIL	Refer to Item 36-11-02 Engine Bleed Valve (PRV)

*ECAM Alert: **AIR** ENG 1(2) LEAK DET FAULT*

Ident.: ME-36-00008250.0001001 / 29 NOV 11

Applicable to: B-HSO, B-HSP, B-HSQ, B-HSR

AIRCRAFT STATUS	CONDITION OF DISPATCH
NIL	Refer to Item 36-22-01 Pylon Leak Detection System

*ECAM Alert: **AIR** L(R) WING LEAK*

Ident.: ME-36-00008252.0001001 / 11 MAR 10

Applicable to: ALL

AIRCRAFT STATUS	CONDITION OF DISPATCH
NIL	NO DISPATCH

*ECAM Alert: **AIR** L(R) WING LEAK DET FAULT*

Ident.: ME-36-00008253.0001001 / 11 MAR 10

Applicable to: ALL

AIRCRAFT STATUS	CONDITION OF DISPATCH
NIL	NO DISPATCH



DRAGONAIR

A320/A321
MINIMUM EQUIPMENT LIST

MEL ENTRIES
36 - PNEUMATIC

*ECAM Alert: **AIR X BLEED FAULT***

Ident.: ME-36-00008254.0001001 / 11 MAR 10

Applicable to: **ALL**

AIRCRAFT STATUS	CONDITION OF DISPATCH
NIL	<i>Refer to Item 36-12-04 Automatic Control of the X Bleed Valve</i>

*ECAM Alert: **BLEED MONITORING FAULT***

Ident.: ME-36-00008255.0001001 / 11 MAR 10

Applicable to: **ALL**


AIRCRAFT STATUS	CONDITION OF DISPATCH
NIL	NO DISPATCH

*ECAM Alert: **BLEED MONIT SYS 1(2) FAULT***

Ident.: ME-36-00008256.0001001 / 11 MAR 10

Applicable to: **B-HSO, B-HSP**

AIRCRAFT STATUS	CONDITION OF DISPATCH
NIL	<i>Refer to Item 36-11-08 Bleed Monitoring Computer (BMC)</i>

 DRAGONAIR A320/A321 MINIMUM EQUIPMENT LIST	MEL ENTRIES 46 - INFORMATION SYSTEMS
---	---

ECAM Alert: **DATA LINK ATC FAULT**

Ident.: ME-46-00008259.0005001 / 29 NOV 11

Applicable to: ALL

AIRCRAFT STATUS	CONDITION OF DISPATCH
NIL	Refer to Item 46-21-01 Air Traffic Service Unit (ATSU)

ECAM Alert: **DATA LINK ATSU FAULT**

Ident.: ME-46-00008257.0005001 / 11 MAR 10

Applicable to: ALL

AIRCRAFT STATUS	CONDITION OF DISPATCH
NIL	Refer to Item 46-21-01 Air Traffic Service Unit (ATSU)

ECAM Alert: **DATA LINK COMPANY FAULT**

Ident.: ME-46-00008258.0005001 / 11 MAR 10

Applicable to: ALL

AIRCRAFT STATUS	CONDITION OF DISPATCH
NIL	Refer to Item 46-21-01 Air Traffic Service Unit (ATSU)



DRAGONAIR


A320/A321

MINIMUM EQUIPMENT LIST

MEL ENTRIES

46 - INFORMATION SYSTEMS

Intentionally left blank

 DRAGONAIR A320/A321 MINIMUM EQUIPMENT LIST	MEL ENTRIES 49 - AIRBORNE AUXILIARY POWER
--	--

ECAM Alert: **APU** AUTO(EMER) SHUT DOWN

Ident.: ME-49-00008260.0001001 / 11 MAR 10
Applicable to: ALL

AIRCRAFT STATUS	CONDITION OF DISPATCH
NIL	Refer to Item 49-10-01 Power Plant (APU)



DRAGONAIR


A320/A321

MINIMUM EQUIPMENT LIST

MEL ENTRIES

49 - AIRBORNE AUXILIARY POWER

Intentionally left blank

 DRAGONAIR A320/A321 MINIMUM EQUIPMENT LIST	MEL ENTRIES 52 - DOORS
--	---

ECAM Alert: DOOR AFT(BULK)(FWD) CARGO

Ident.: ME-52-00008261.0001001 / 11 MAR 10

Applicable to: ALL

AIRCRAFT STATUS	CONDITION OF DISPATCH
Actual alert	NO DISPATCH
False alert	<i>Refer to Item 52-07-05 Cargo Door Indication on the DOOR/OXY SD page</i>

ECAM Alert: DOOR L(R) AFT AVIONICS

Ident.: ME-52-00008262.0001001 / 11 MAR 10

Applicable to: ALL

AIRCRAFT STATUS	CONDITION OF DISPATCH
Actual alert	NO DISPATCH
False alert	<i>Refer to Item 52-07-06 Avionics Compartment Access Door Indication on the DOOR/OXY SD page</i>

ECAM Alert: DOOR L(R) AFT CABIN

Ident.: ME-52-00008264.0001001 / 11 MAR 10

Applicable to: ALL

AIRCRAFT STATUS	CONDITION OF DISPATCH
Actual alert	NO DISPATCH
False alert	<i>Refer to Item 52-07-01 Passenger Door/Emergency Exit Permanently Indicated Open on the DOOR/OXY SD page</i>

ECAM Alert: DOOR L(R) AFT EMER EXIT

Ident.: ME-52-00008266.0002001 / 29 NOV 11

Applicable to: B-HSD, B-HSE, B-HSG, B-HSI, B-HSJ, B-HSK, B-HSL, B-HSM, B-HSN, B-HSO, B-HSP, B-HSQ, B-HSR

AIRCRAFT STATUS	CONDITION OF DISPATCH
Actual alert	NO DISPATCH

Continued on the following page

 DRAGONAIR A320/A321 MINIMUM EQUIPMENT LIST	MEL ENTRIES 52 - DOORS
---	---

Continued from the previous page

AIRCRAFT STATUS	CONDITION OF DISPATCH
False alert	Refer to Item 52-07-03 Overwing Emergency Exit Permanently Indicated Open on the DOOR/OXY SD page

ECAM Alert: **DOOR L(R) AFT EMER EXIT**

Ident.: ME-52-00008266.0005001 / 11 MAR 10
Applicable to: B-HTD, B-HTE, B-HTF, B-HTG, B-HTH, B-HTI

AIRCRAFT STATUS	CONDITION OF DISPATCH
Actual alert	NO DISPATCH
False alert	Refer to Item 52-07-01 Passenger Door/Emergency Exit Permanently Indicated Open on the DOOR/OXY SD page

ECAM Alert: **DOOR L(R) FWD AVIONICS**

Ident.: ME-52-00008263.0001001 / 11 MAR 10
Applicable to: ALL


AIRCRAFT STATUS	CONDITION OF DISPATCH
Actual alert	NO DISPATCH
False alert	Refer to Item 52-07-06 Avionics Compartment Access Door Indication on the DOOR/OXY SD page

ECAM Alert: **DOOR L(R) FWD CABIN**

Ident.: ME-52-00008265.0001001 / 11 MAR 10
Applicable to: ALL

AIRCRAFT STATUS	CONDITION OF DISPATCH
Actual alert	NO DISPATCH

Continued on the following page

 DRAGONAIR A320/A321 MINIMUM EQUIPMENT LIST	MEL ENTRIES 52 - DOORS
---	---

Continued from the previous page

AIRCRAFT STATUS	CONDITION OF DISPATCH
False alert	Refer to Item 52-07-01 Passenger Door/Emergency Exit Permanently Indicated Open on the DOOR/OXY SD page

ECAM Alert: DOOR L(R) FWD EMER EXIT

Ident.: ME-52-00008267.0001001 / 29 NOV 11
Applicable to: B-HSD, B-HSE, B-HSG, B-HSI, B-HSJ, B-HSK, B-HSL, B-HSM, B-HSN, B-HSO, B-HSP, B-HSQ, B-HSR

AIRCRAFT STATUS	CONDITION OF DISPATCH
Actual alert	NO DISPATCH
False alert	Refer to Item 52-07-03 Overwing Emergency Exit Permanently Indicated Open on the DOOR/OXY SD page

ECAM Alert: DOOR L(R) FWD EMER EXIT

Ident.: ME-52-00008267.0004001 / 11 MAR 10
Applicable to: B-HTD, B-HTE, B-HTF, B-HTG, B-HTH, B-HTI

AIRCRAFT STATUS	CONDITION OF DISPATCH
Actual alert	NO DISPATCH
False alert	Refer to Item 52-07-01 Passenger Door/Emergency Exit Permanently Indicated Open on the DOOR/OXY SD page



DRAGONAIR


A320/A321

MINIMUM EQUIPMENT LIST

MEL ENTRIES

52 - DOORS

Intentionally left blank

 DRAGONAIR A320/A321 MINIMUM EQUIPMENT LIST	MEL ENTRIES 70 - ENGINE
---	--

*ECAM Alert: **ENG DUAL FAILURE***

Ident.: ME-70-00008406.0001001 / 11 MAR 10

Applicable to: ALL

AIRCRAFT STATUS	CONDITION OF DISPATCH
NIL	Not related to MEL

*ECAM Alert: **ENG THR LEVERS NOT SET***

Ident.: ME-70-00008408.0004001 / 17 SEP 10

Applicable to: ALL

AIRCRAFT STATUS	CONDITION OF DISPATCH
NIL	Refer to Item 73-20-01 Flex Takeoff Mode

*ECAM Alert: **ENG REV SET***

Ident.: ME-70-00008409.0003001 / 11 MAR 10

Applicable to: ALL

AIRCRAFT STATUS	CONDITION OF DISPATCH
NIL	Not related to MEL

*ECAM Alert: **ENG THRUST LOCKED***

Ident.: ME-70-00008411.0001001 / 29 NOV 11

Applicable to: ALL

AIRCRAFT STATUS	CONDITION OF DISPATCH
NIL	Not related to MEL

*ECAM Alert: **ENG TYPE DISAGREE***

Ident.: ME-70-00008415.0001001 / 11 MAR 10

Applicable to: ALL

AIRCRAFT STATUS	CONDITION OF DISPATCH
NIL	NO DISPATCH



DRAGONAIR

A320/A321
MINIMUM EQUIPMENT LIST

MEL ENTRIES
70 - ENGINE

ECAM Alert: **ENG VIB SYS FAULT**

Ident.: ME-70-00008416.0001001 / 11 MAR 10

Applicable to: **ALL**

AIRCRAFT STATUS	CONDITION OF DISPATCH
NIL	<i>Refer to Item 77-07-02-05 N1 Vibration Indication on the ENGINE SD page</i> or <i>Refer to Item 77-07-02-06 N2 Vibration Indication on the ENGINE SD page</i>

ECAM Alert: **ENG 1(2) A/C FADEC SUPPLY**

Ident.: ME-70-00008284.0001001 / 11 MAR 10

Applicable to: **ALL**

AIRCRAFT STATUS	CONDITION OF DISPATCH
NIL	<i>Refer to Item 73-20-06 EEC ACFT 28V Power Supply</i>

ECAM Alert: **ENG 1(2) AIR EXCHANGR FAULT**
AIR VALVE CLOSED

Ident.: ME-70-00008285.0001001 / 18 MAR 10

Applicable to: **ALL**


AIRCRAFT STATUS	CONDITION OF DISPATCH
NIL	NO DISPATCH

ECAM Alert: **ENG 1(2) AIR EXCHANGR FAULT**
AIR VALVE OPEN

Ident.: ME-70-00008289.0001001 / 18 MAR 10

Applicable to: **ALL**

AIRCRAFT STATUS	CONDITION OF DISPATCH
NIL	<i>Refer to Item 79-20-01 Air Cooled Oil Cooler (ACOC) Modulating Valve</i>

 DRAGONAIR A320/A321 MINIMUM EQUIPMENT LIST	MEL ENTRIES 70 - ENGINE
---	--

ECAM Alert: ENG 1(2) BEARING 4 OIL SYS HI PRESS

Ident.: ME-70-00008299.0001001 / 11 MAR 10

Applicable to: ALL

AIRCRAFT STATUS	CONDITION OF DISPATCH
NIL	NO DISPATCH

ECAM Alert: ENG 1(2) BEARING 4 OIL SYS SCAVENGE VALVE FAULT

Ident.: ME-70-00008292.0001001 / 18 MAR 10

Applicable to: ALL

AIRCRAFT STATUS	CONDITION OF DISPATCH
NIL	Refer to Item 79-09-03 ENG 1(2) BEARING 4 OIL SYS Alert

ECAM Alert: ENG 1(2) COMPRESSOR VANE

Ident.: ME-70-00008303.0001001 / 11 MAR 10

Applicable to: ALL

AIRCRAFT STATUS	CONDITION OF DISPATCH
NIL	NO DISPATCH

ECAM Alert: ENG 1(2) EGT(EPR)(FF)(N1)(N2) DISCREPANCY
--

Ident.: ME-70-00008311.0002001 / 05 OCT 10

Applicable to: ALL

AIRCRAFT STATUS	CONDITION OF DISPATCH
NIL	NO DISPATCH



DRAGONAIR

A320/A321
MINIMUM EQUIPMENT LIST

MEL ENTRIES
70 - ENGINE

ECAM Alert: ENG 1(2) EGT EXCEEDED DURING AIR START

Ident.: ME-70-00008306.0001001 / 11 MAR 10

Applicable to: ALL

AIRCRAFT STATUS	CONDITION OF DISPATCH
NIL	NO DISPATCH

ECAM Alert: ENG 1(2) EIU FAULT

Ident.: ME-70-00008308.0001001 / 11 MAR 10

Applicable to: ALL

AIRCRAFT STATUS	CONDITION OF DISPATCH
NIL	NO DISPATCH

ECAM Alert: ENG 1(2) EPR MODE FAULT

Ident.: ME-70-00008310.0001001 / 29 NOV 11

Applicable to: ALL

AIRCRAFT STATUS	CONDITION OF DISPATCH
NIL	Refer to Item 73-20-04 EPR Control Mode

ECAM Alert: ENG 1(2) FADEC A(B) FAULT

Ident.: ME-70-00008313.0001001 / 11 MAR 10

Applicable to: ALL


AIRCRAFT STATUS	CONDITION OF DISPATCH
NIL	NO DISPATCH

ECAM Alert: ENG 1(2) FADEC ALTERNATOR

Ident.: ME-70-00008315.0001001 / 11 MAR 10

Applicable to: ALL

AIRCRAFT STATUS	CONDITION OF DISPATCH
NIL	NO DISPATCH

 DRAGONAIR A320/A321 MINIMUM EQUIPMENT LIST	MEL ENTRIES 70 - ENGINE
---	--

*ECAM Alert: **ENG 1(2) FADEC FAULT***

Ident.: ME-70-00008317.0001001 / 11 MAR 10

Applicable to: ALL

AIRCRAFT STATUS	CONDITION OF DISPATCH
NIL	NO DISPATCH

*ECAM Alert: **ENG 1(2) FADEC OVHT***

Ident.: ME-70-00008319.0003001 / 11 MAR 10

Applicable to: ALL

AIRCRAFT STATUS	CONDITION OF DISPATCH
NIL	NO DISPATCH

*ECAM Alert: **ENG 1(2) FADEC PLUG FAULT***

Ident.: ME-70-00008320.0001001 / 11 MAR 10

Applicable to: ALL

AIRCRAFT STATUS	CONDITION OF DISPATCH
NIL	NO DISPATCH

*ECAM Alert: **ENG 1(2) FAIL***

Ident.: ME-70-00008321.0001001 / 11 MAR 10

Applicable to: ALL

AIRCRAFT STATUS	CONDITION OF DISPATCH
NIL	Not related to MEL

*ECAM Alert: **ENG 1(2) FUEL CTL FAULT***

Ident.: ME-70-00008323.0001001 / 11 MAR 10

Applicable to: ALL

AIRCRAFT STATUS	CONDITION OF DISPATCH
NIL	NO DISPATCH



DRAGONAIR

A320/A321
MINIMUM EQUIPMENT LIST

MEL ENTRIES
70 - ENGINE

ECAM Alert: ENG 1(2) FUEL FILTER CLOG

Ident.: ME-70-00008325.0001001 / 11 MAR 10

Applicable to: **ALL**

AIRCRAFT STATUS	CONDITION OF DISPATCH
Actual alert	NO DISPATCH
False alert	<i>Refer to Item 73-09-01 ENG 1(2) FUEL FILTER CLOG Alert</i>

ECAM Alert: ENG 1(2) FUEL HEAT SYS

Ident.: ME-70-00008327.0002001 / 11 MAR 10

Applicable to: **ALL**

AIRCRAFT STATUS	CONDITION OF DISPATCH
NIL	NO DISPATCH

ECAM Alert: ENG 1(2) FUEL VALVE FAULT

Ident.: ME-70-00008331.0001001 / 11 MAR 10

Applicable to: **ALL**

AIRCRAFT STATUS	CONDITION OF DISPATCH
NIL	NO DISPATCH

ECAM Alert: ENG 1(2) HOT FUEL

Ident.: ME-70-00008333.0001001 / 11 MAR 10

Applicable to: **ALL**

AIRCRAFT STATUS	CONDITION OF DISPATCH
NIL	NO DISPATCH


ECAM Alert: ENG 1(2) IGN A(B) FAULT

Ident.: ME-70-00008337.0001001 / 11 MAR 10

Applicable to: **ALL**

AIRCRAFT STATUS	CONDITION OF DISPATCH
Actual alert	<i>Refer to Item 74-31-01 Ignition System A</i>

Continued on the following page

 DRAGONAIR A320/A321 MINIMUM EQUIPMENT LIST	MEL ENTRIES 70 - ENGINE
---	--

Continued from the previous page

AIRCRAFT STATUS	CONDITION OF DISPATCH
False alert	Refer to Item 74-09-01 ENG 1(2) IGN A(B)(A+B) FAULT Alert

ECAM Alert: <u>ENG 1(2)</u> IGN A+B FAULT
--

Ident.: ME-70-00008339.0001001 / 11 MAR 10

Applicable to: ALL

AIRCRAFT STATUS	CONDITION OF DISPATCH
Actual alert	NO DISPATCH
False alert	Refer to Item 74-09-01 ENG 1(2) IGN A(B)(A+B) FAULT Alert

ECAM Alert: <u>ENG 1(2)</u> N1(N2)(EGT) OVER LIMIT

Ident.: ME-70-00008343.0001001 / 11 MAR 10

Applicable to: ALL

AIRCRAFT STATUS	CONDITION OF DISPATCH
NIL	Not related to MEL

ECAM Alert: <u>ENG 1(2)</u> OIL FILTER CLOG
--

Ident.: ME-70-00008346.0002001 / 11 MAR 10

Applicable to: ALL

AIRCRAFT STATUS	CONDITION OF DISPATCH
NIL	NO DISPATCH

ECAM Alert: <u>ENG 1(2)</u> OIL HI TEMP
--

Ident.: ME-70-00008348.0001001 / 11 MAR 10

Applicable to: ALL

AIRCRAFT STATUS	CONDITION OF DISPATCH
NIL	NO DISPATCH



DRAGONAIR

A320/A321
MINIMUM EQUIPMENT LIST

MEL ENTRIES
70 - ENGINE

*ECAM Alert: **ENG 1(2) OIL LO PR***

Ident.: ME-70-00008350.0001001 / 11 MAR 10

Applicable to: **ALL**

AIRCRAFT STATUS	CONDITION OF DISPATCH
Actual alert	NO DISPATCH
False alert	<i>Refer to Item 79-09-01 ENG 1(2) OIL LO PR Alert</i>

*ECAM Alert: **ENG 1(2) OIL LO TEMP***

Ident.: ME-70-00008352.0001001 / 11 MAR 10

Applicable to: **ALL**

AIRCRAFT STATUS	CONDITION OF DISPATCH
<i>NIL</i>	Apply ECAM procedure.

*ECAM Alert: **ENG 1(2) ONE TLA FAULT***

Ident.: ME-70-00008353.0001001 / 11 MAR 10

Applicable to: **ALL**


AIRCRAFT STATUS	CONDITION OF DISPATCH
<i>NIL</i>	<i>Refer to Item 76-11-01 Thrust lever Position Sensor</i>

*ECAM Alert: **ENG 1(2) OVSPD PROT FAULT***

Ident.: ME-70-00008355.0001001 / 11 MAR 10

Applicable to: **ALL**

AIRCRAFT STATUS	CONDITION OF DISPATCH
<i>NIL</i>	NO DISPATCH

 DRAGONAIR A320/A321 MINIMUM EQUIPMENT LIST	MEL ENTRIES 70 - ENGINE
---	--

ECAM Alert: ENG 1(2) REV ISOL FAULT

Ident.: ME-70-00008361.0001001 / 17 SEP 10

Applicable to: ALL

AIRCRAFT STATUS	CONDITION OF DISPATCH
NIL	Refer to Item 78-30-03 Thrust Reverser Shutoff Valve

ECAM Alert: ENG 1(2) REV PRESSURIZED

Ident.: ME-70-00008367.0001001 / 11 MAR 10

Applicable to: ALL

AIRCRAFT STATUS	CONDITION OF DISPATCH
NIL	NO DISPATCH

ECAM Alert: ENG 1(2) REV SWITCH FAULT

Ident.: ME-70-00008369.0001001 / 11 MAR 10

Applicable to: ALL

AIRCRAFT STATUS	CONDITION OF DISPATCH
NIL	Refer to Item 78-30-02 Thrust Reverser Inhibition Relay sw

ECAM Alert: ENG 1(2) REVERSE UNLOCKED

Ident.: ME-70-00008370.0001001 / 11 MAR 10

Applicable to: ALL

AIRCRAFT STATUS	CONDITION OF DISPATCH
NIL	NO DISPATCH

ECAM Alert: ENG 1(2) REVERSER FAULT

Ident.: ME-70-00008372.0001001 / 11 MAR 10

Applicable to: ALL

AIRCRAFT STATUS	CONDITION OF DISPATCH
NIL	Refer to Item 78-30-01 Thrust Reverser



DRAGONAIR

A320/A321
MINIMUM EQUIPMENT LIST

MEL ENTRIES
70 - ENGINE

ECAM Alert: **ENG 1(2) SENSOR FAULT**

Ident.: ME-70-00008374.0001001 / 11 MAR 10

Applicable to: **ALL**

AIRCRAFT STATUS	CONDITION OF DISPATCH
NIL	NO DISPATCH

ECAM Alert: **ENG 1(2) SHUT DOWN**

Ident.: ME-70-00008376.0001001 / 11 MAR 10

Applicable to: **ALL**

AIRCRAFT STATUS	CONDITION OF DISPATCH
NIL	Not related to MEL

ECAM Alert: **ENG 1(2) STALL**

Ident.: ME-70-00008378.0001001 / 11 MAR 10

Applicable to: **ALL**


AIRCRAFT STATUS	CONDITION OF DISPATCH
NIL	Not related to MEL

ECAM Alert: **ENG 1(2) START FAULT**

Ident.: ME-70-00008379.0003001 / 29 NOV 11

Applicable to: **ALL**

AIRCRAFT STATUS	CONDITION OF DISPATCH
If the associated THR LEVER NOT AT IDLE subtitle is displayed	Apply ECAM procedure.
Dispatch is permitted if MAN start is successful, all engine parameters are normal and at least one auto start attempt is performed each day. This auto start attempt must show successful engine light-off (EGT rise).	<i>Refer to FCOM/PRO-SUP-70 Manual Engine Start (FCOM 2.04.20)</i>

 DRAGONAIR A320/A321 MINIMUM EQUIPMENT LIST	MEL ENTRIES 70 - ENGINE
---	--

ECAM Alert: ENG 1(2) START VALVE FAULT

Ident.: ME-70-00008381.0001001 / 11 MAR 10

Applicable to: ALL

AIRCRAFT STATUS	CONDITION OF DISPATCH
NIL	Refer to Item 80-11-01 Start Valve

ECAM Alert: ENG 1(2) SYSTEM FAULT

Ident.: ME-70-00008383.0001001 / 11 MAR 10

Applicable to: ALL

AIRCRAFT STATUS	CONDITION OF DISPATCH
NIL	NO DISPATCH

ECAM Alert: ENG 1(2) THR LEVER ABV IDLE

Ident.: ME-70-00008387.0001001 / 11 MAR 10

Applicable to: ALL

AIRCRAFT STATUS	CONDITION OF DISPATCH
NIL	Not related to MEL

ECAM Alert: ENG 1(2) THR LEVER DISAGREE

Ident.: ME-70-00008389.0001001 / 11 MAR 10

Applicable to: ALL

AIRCRAFT STATUS	CONDITION OF DISPATCH
NIL	NO DISPATCH

ECAM Alert: ENG 1(2) THR LEVER FAULT

Ident.: ME-70-00008391.0001001 / 11 MAR 10

Applicable to: ALL

AIRCRAFT STATUS	CONDITION OF DISPATCH
NIL	NO DISPATCH



DRAGONAIR

A320/A321

MINIMUM EQUIPMENT LIST

MEL ENTRIES

70 - ENGINE

Intentionally left blank

MEL ITEMS

Intentionally left blank

MI-PLP PRELIMINARY PAGES

TABLE OF CONTENTS

MI-00 Preamble

MI-00-01 Approval Reference
MEL Approval Reference..... A

MI-00-02 Introduction to the MEL
Introduction to the MELA
General Policy.....B

MI-00-03 Criteria for Dispatch
Criteria for Dispatch.....A
Operations outside the Conditions of the MEL..... B

MI-00-04 Maintenance Action
Maintenance Action..... A

MI-00-05 Repair Interval
Repair Interval.....A

MI-00-06 Repair Interval Extension
Repair Interval Extension..... A
Repeat Defect Deferral.....B

MI-00-07 Definitions
Definitions.....A

MI-00-08 ECAM and MAINTENANCE STATUS
ECAM and MAINTENANCE STATUS.....A

MI-21 Air Conditioning

MI-21-00 MAINTENANCE Messages on the STATUS SD page
21-00-01 PACK 1(2) MAINTENANCE Message.....A
21-00-02 ZONE CONT MAINTENANCE Message..... B
21-00-04 TEMP CTL 1(2) MAINTENANCE Message.....C

MI-21-01 Overhead Panels
MI-21-01-01 AIR COND Overhead Panel
21-01-01-01 PACK pb-sw FAULT light..... A
21-01-01-02 PACK pb-sw OFF light B
21-01-01-03 HOT AIR pb-sw FAULT light.....C
21-01-01-04 HOT AIR pb-sw OFF light..... D



DRAGONAIR

A320/A321
MINIMUM EQUIPMENT LIST

MEL ITEMS
PRELIMINARY PAGES - TABLE OF CONTENTS

MI-21-01-02 CABIN PRESS Overhead Panel

21-01-02-01 CABIN PRESS MODE SEL pb-sw FAULT light..... A

MI-21-01-03 CARGO VENT Overhead Panel

21-01-03-02 AFT ISOL VALVE pb-sw FAULT light A

MI-21-01-04 VENTILATION Overhead Panel

21-01-04-01 CAB FANS pb-sw OFF light..... A

21-01-04-02 BLOWER pb-sw FAULT light..... B

21-01-04-03 EXTRACT pb-sw FAULT light..... C

MI-21-07 Indications on SD pages

MI-21-07-01 Indications on the BLEED SD page

21-07-01-01 Pack Outlet Temperature Indication on the BLEED SD page..... A

21-07-01-02 Pack Turbine Bypass Valve Position Indication on the BLEED SD page..... B

21-07-01-03 Pack Compressor Outlet Temperature Indication on the BLEED SD page..... C

21-07-01-04 Pack Flow Indication on the BLEED SD page..... D

21-07-01-05 Pack Flow Control Valve Position Indication on the BLEED SD page..... E

21-07-01-06 Emergency Ram Air Inlet Indication on the BLEED SD page..... F

MI-21-07-02 Indications on the CAB PRESS SD page

21-07-02-01 INLET and EXTRACT Indications on the CAB PRESS SD page..... A

21-07-02-02 Pressure Safety Valves Position Indication on the CAB PRESS SD page B

21-07-02-03 Pack 1 and 2 Indications on the CAB PRESS SD page..... C

MI-21-07-03 Indications on the COND SD page

21-07-03-01 Indications on the COND SD page..... A

MI-21-07-04 Indications on the CRUISE SD page

21-07-04-01 Indications on the CRUISE SD page..... A

MI-21-09 ECAM Alerts

21-09-01 VENT BLOWER FAULT Alert A

21-09-02 VENT EXTRACT FAULT Alert B


21-09-03 CAB PR SAFETY VALVE OPEN Alert..... C

MI-21-21 Air Distribution and Recirculation

21-21-01 Cabin Fan..... A

MI-21-23 Lavatory and Galley Ventilation

21-23-01 Lavatory and Galley Extraction Fan..... A

 DRAGONAIR A320/A321 MINIMUM EQUIPMENT LIST	MEL ITEMS PRELIMINARY PAGES - TABLE OF CONTENTS
--	--

MI-21-26 Avionics Equipment Ventilation

21-26-01 Avionics Blower Fan.....	A
21-26-02 Avionics Extract Fan.....	B
21-26-03 Avionics Skin Exchanger Inlet Bypass Valve.....	C
21-26-04 Avionics Skin Air Outlet Valve.....	D
21-26-05 Avionics Skin Air Inlet Valve.....	E
21-26-06 Avionics Skin Exchanger Isolation Valve.....	F
21-26-07 Avionics Skin Exchanger Outlet Bypass Valve.....	G
21-26-08 Avionics Air Conditioning Inlet Valve.....	H
21-26-09 Avionics Ventilation Filter.....	I
21-26-10 Avionics Equipment Ventilation Computer (AEVC)	J

MI-21-28 Cargo Compartment Ventilation

21-28-03 AFT Cargo Extraction Fan.....	A
21-28-04 AFT Cargo Isolation Valve.....	B

MI-21-31 Pressure Control and Monitoring

21-31-01 Automatic Cabin Pressure Control System (CPC , Outflow Valve AUTO Channel)	A
21-31-02 Manual Cabin Pressure Control System (MAN V/S CTL selector, Outflow Valve MAN Channel).....	B
21-31-03 Pressure Safety Valve.....	C
21-31-04 Landing Elevation Selection AUTO Function	D
21-31-05 Landing Elevation Selection MAN Function	E

MI-21-51 Pack Flow Control

21-51-01 Pack Flow Control Valve.....	A
21-51-02 Pack Flow Selection.....	B
21-51-03 Pack Flow Sensor.....	C

MI-21-52 Air Cooling System

21-52-01 Air Conditioning Pack.....	A
21-52-02 Air Conditioning Pack Ram Air Inlet Flap.....	B
21-52-03 Air Conditioning Pack Ram Air Outlet Flap.....	C

MI-21-55 Emergency Ram Air Inlet

21-55-01 Emergency Ram Air Inlet.....	A
---------------------------------------	---

MI-21-61 Pack Temperature Control

21-61-01 Pack Turbine Bypass Valve.....	A
21-61-02 Pack Controller Primary Channel.....	B

MI-21-63 Cockpit and Cabin Temperature Control

21-63-01 Zone Controller Channel.....	A
21-63-02 Cockpit and Cabin Trim Air Valve.....	B
21-63-03 Hot Air Pressure Regulating Valve.....	C
21-63-04 Air Conditioning System Controller Channel (COND CTL 1(2)-A(B)).....	D



DRAGONAIR

A320/A321
MINIMUM EQUIPMENT LIST

MEL ITEMS
PRELIMINARY PAGES - TABLE OF CONTENTS

MI-22 Auto Flight

MI-22-01 FLT CTL Overhead Panel

22-01-01 FAC pb-sw FAULT light	A
22-01-02 FAC pb-sw OFF light.....	B

MI-22-05 FMA Indications on the PFD

22-05-01 AP Related Indications on the FMA	A
22-05-02 A/THR Related Indications on the FMA	B
22-05-03 Approach and Landing Capabilities on the FMA	C
22-05-04 Special Messages on the FMA	D

MI-22-10 Autopilot/Flight Director (AP/FD)

22-10-01 Autopilot (AP)	A
22-10-02 Flight Director (FD)	B
22-10-03 Take-over pb Priority Function.....	C
22-10-04 Take-over pb AP Disconnection Function	D
22-10-05 AUTO LAND light	E
22-10-06 AP Disengagement Warning	F
22-10-07 Sticks and Rudder Pedals Locking Solenoid in AP Mode	G

MI-22-30 Autothrust

22-30-01 Autothrust (A/THR)	A
22-30-02 Autothrust Instinctive Disconnect pb	B
22-30-03 Autothrust Disengagement Warning.....	C

MI-22-60 Flight Augmentation (FAC)

22-60-01 FAC 1	A
22-60-02 FAC 2	B
22-60-03 Reactive Windshear Detection Function.....	C
22-60-04 Yaw Damper System.....	D


MI-22-70 Flight Management System (FMS)

22-70-01 Flight Management System (FMS).....	A
22-70-01 Flight Management System (FMS)	B
22-70-02 Navigation Database.....	C
22-70-03 Performance Information.....	D
22-70-04 Fuel/Time Prediction.....	E

MI-22-81 Flight Control Unit (FCU)

MI-22-81-01 Auto Flight Control Panel (FCU)

22-81-01-01 AP Engagement pb	A
22-81-01-02 A/THR Arming pb	B
22-81-01-03 Mode Engagement pb (LOC, EXPED, APPR).....	C

 DRAGONAIR A320/A321 MINIMUM EQUIPMENT LIST	MEL ITEMS PRELIMINARY PAGES - TABLE OF CONTENTS
--	--

22-81-01-03 Mode Engagement pb (LOC, APPR).....	D
22-81-01-04 Selection knob (ALT, HDG-TRK, SPD-MACH).....	E
22-81-01-05 V/S-FPA Selection knob.....	F
22-81-01-06 HDG-V/S/TRK-FPA Change Over pb	G
22-81-01-07 SPD/MACH Change Over pb.....	H
22-81-01-08 METRIC ALT pb	I
22-81-01-09 Selection Window (SPD-MACH, HDG-TRK, ALT, V/S-FPA).....	J
22-81-01-10 AP1, AP2 and A/THR pb light Bars.....	K
22-81-01-11 Mode Engagement (LOC, EXPED, APPR) pb light Bars.....	L
22-81-01-11 Mode Engagement (LOC, APPR) pb light Bars.....	M
MI-22-81-02 EFIS Control Panel (FCU)	
22-81-02-01 Baro Reference Display Window.....	A
22-81-02-02 Baro Reference selector Outer Ring (in Hg/hPa).....	B
22-81-02-03 Baro Reference selector Inner knob.....	C
22-81-02-04 FD pb	D
22-81-02-05 ILS pb	E
22-81-02-05 LS pb	F
22-81-02-06 Optional Data (ARPT, NDB, VOR.D, WPT, CSTR) Display pb.....	G
22-81-02-07 ND Range selector	H
22-81-02-08 ND Mode selector.....	I
22-81-02-09 ADF/VOR sw	J
22-81-02-10 ILS and FD pb light Bars.....	K
22-81-02-10 LS and FD pb light Bars.....	L
22-81-02-11 Optional Data (ARPT, NDB, VOR.D, WPT, CSTR) Display pb light Bars.....	M
MI-22-81-03 FCU Channel	
22-81-03-01 FCU Channel.....	A
MI-22-82 Multipurpose Control and Display Unit (MCDU)	
22-82-01 MCDU 1.....	A
22-82-02 MCDU 2.....	B
22-82-04 MCDU Annunciator light.....	C
MI-22-83 Flight Management and Guidance Computer (FMGC)	
22-83-01 Flight Management and Guidance Computer (FMGC)	A
MI-23 Communications	
MI-23-00 MAINTENANCE Message on the STATUS SD page	
23-00-01 CIDS 1(2) MAINTENANCE Message.....	A



DRAGONAIR

A320/A321
MINIMUM EQUIPMENT LIST

MEL ITEMS
PRELIMINARY PAGES - TABLE OF CONTENTS

MI-23-01 Overhead Panels

MI-23-01-01 RCDR Overhead Panel

23-01-01-01 RCDR GND CTL pb-sw ON light.....	A
23-01-01-31 RCDR GND CTL pb-sw	B
23-01-01-32 CVR ERASE pb	C
23-01-01-33 CVR TEST pb	D

MI-23-01-02 CALLS Overhead Panel

23-01-02-31 CALLS ALL pb	A
23-01-02-32 CALLS EMER pb, CALLS FWD pb, CALLS MID pb, CALLS EXIT pb, CALLS AFT pb	B

MI-23-01-03 AUDIO SWITCHING Overhead Panel

23-01-03-31 AUDIO SWITCHING selector	A
--	---

MI-23-09 ECAM Alerts

23-09-01 COM HF 1(2) EMITTING Alert	A
23-09-02 COM VHF 1(2)(3) EMITTING Alert	B

MI-23-10 Speech Communication

23-10-01 HF System.....	A
23-10-02 VHF System.....	B

MI-23-13 Radio Management

23-13-01 Radio Management Panel (RMP).....	A
23-13-02 RMP Selection Key.....	B

MI-23-20 Data Transmission and Automatic Calling


23-20-01 Aircraft Communications Addressing Reporting System (ACARS).....	A
---	---

MI-23-31 Passenger Address System

23-31-01 Passenger Address System.....	A
23-31-02 PA IN USE light	B

MI-23-40 Interphone

23-40-01 Ground External Horn.....	A
23-40-02 Flight Crew Interphone System.....	B
23-40-03 Flight Crew to Ground Communication System.....	C
23-40-04 Service Interphone Jack.....	D

 DRAGONAIR A320/A321 MINIMUM EQUIPMENT LIST	MEL ITEMS PRELIMINARY PAGES - TABLE OF CONTENTS
--	--

MI-23-51 Audio Management

23-51-01 SELCAL Function.....	A
23-51-02 Boomset.....	B
23-51-03 Hand Microphone.....	C
23-51-04 Cockpit Loudspeaker.....	D
23-51-05 Cockpit Loudspeaker Volume Control.....	E
23-51-06 Sidestick PTT sw	F

MI-23-52 Audio Control Panel (ACP)

23-52-01 CAPT and F/O ACP	A
23-52-02 ACP 3.....	B
23-52-05 ACP Transmission Key.....	C
23-52-06 ACP Reception knob.....	D
23-52-07 ACP Reception knob light	E

MI-23-71 Cockpit Voice Recorder (CVR)

23-71-01 Cockpit Voice Recorder (CVR).....	A
--	---

MI-23-72 Cabin Surveillance

23-72-01-51 CDSS	A
23-72-01-52 CDSS-Monitor.....	B
23-72-01-53 CDSS-Camera.....	C
23-72-01-54 CDSS-Cabin Ready Function.....	D
23-72-01-55 CDSS-Viewing Spy Hole.....	E

MI-23-73 Cabin Intercommunication Data System

MI-23-73-01 Cabin Intercommunication Data System (CIDS)

23-73-01-01 Cabin Intercommunication Data System (CIDS) Function	A
--	---

MI-23-73-02 DEU A

23-73-02-01 Cabin DEU A.....	A
23-73-02-02 Lavatory DEU A.....	B

MI-23-73-03 DEU B

23-73-03-01 Cabin DEU B	A
-------------------------------	---

MI-23-73-04 Cabin Individual Call

23-73-04-01 Passenger Call.....	A
---------------------------------	---

MI-23-73-05 Cabin Loudspeaker

23-73-05-01 Cabin Loudspeaker.....	A
23-73-05-02 Lavatory Loudspeaker.....	B



DRAGONAIR

A320/A321
MINIMUM EQUIPMENT LIST

MEL ITEMS
PRELIMINARY PAGES - TABLE OF CONTENTS

MI-23-73-06 Handset

23-73-06-01 Cockpit Handset.....	A
23-73-06-02 Cabin Handset.....	B
23-73-06-03 Cabin Handset Key.....	C

MI-23-73-07 Prerecorded Announcement and Music Reproducer (PRAM)

23-73-07-01 Prerecorded Announcement and Music Reproducer (PRAM)	A
--	---

MI-23-73-08 Cabin Assignment Module (CAM)

23-73-08-01 Cabin Assignment Module (CAM).....	A
--	---

MI-23-73-10 Smoke Detection Function

23-73-10-01 Smoke Detection Function (CIDS - SDF)	A
---	---

MI-23-74 Cabin Crew Panel

23-74-01 Forward Attendant Panel.....	A
23-74-01 FAP Display Unit	B
23-74-02 EMER pb on the Hardkey FAP Sub-panel.....	C
23-74-03 Other Controls on the Hardkey FAP Sub-panel.....	D
23-74-04 PTP Display Unit	E
23-74-05 Door Bottle Pressure Monitoring on the PTP	F
23-74-06 Door Bottle Pressure Monitoring on the FAP	G
23-74-07 Slide Pressure Monitoring on the PTP	H
23-74-08 Slide Pressure Monitoring on the FAP	I
23-74-09 Area Call Panel.....	J
23-74-11 Additional Attendant Panel (AAP).....	K
23-74-12 CIDS Caution Light of the Forward Attendant Panel.....	L
23-74-13 Lighting Module of the Forward Attendant Panel.....	M

MI-24 Electrical Power


MI-24-00 MAINTENANCE Messages on the STATUS SD page

24-00-01 DC BUS TIE MAINTENANCE Message.....	A
24-00-02 GPCU MAINTENANCE Message.....	B
24-00-03 AC GEN MAINTENANCE Message.....	C

MI-24-01 Overhead Panels

MI-24-01-01 ELEC Overhead Panel

24-01-01-01 BAT 1(2) pb-sw FAULT light	A
24-01-01-02 BAT 1(2) pb-sw OFF light	B
24-01-01-03 GEN pb-sw FAULT light and APU GEN pb-sw FAULT light	C
24-01-01-04 GEN pb-sw OFF light and APU GEN pb-sw OFF light	D
24-01-01-05 AC ESS FEED pb-sw FAULT light	E
24-01-01-06 AC ESS FEED pb-sw ALTN light	F

 DRAGONAIR A320/A321 MINIMUM EQUIPMENT LIST	MEL ITEMS PRELIMINARY PAGES - TABLE OF CONTENTS
--	--

24-01-01-07 EXT PWR pb-sw AVAIL light	G
24-01-01-08 EXT PWR pb-sw ON light.....	H
24-01-01-09 GALLEY pb-sw FAULT light	I
24-01-01-09 GALY & CAB pb-sw FAULT light	J
24-01-01-10 GALLEY pb-sw OFF light	K
24-01-01-10 GALY & CAB pb-sw OFF light.....	L
24-01-01-11 COMMERCIAL pb-sw OFF light	M
24-01-01-12 BUS TIE pb-sw OFF light	N
24-01-01-13 IDG pb-sw FAULT light	O
MI-24-01-02 EMER ELEC PWR Overhead Panel	
24-01-02-01 RAT & EMER GEN FAULT light	A
MI-24-07 Indications on the ELEC SD page	
24-07-01 AC Generation Indications on the ELEC SD page	A
24-07-02 DC Generation Indications on the ELEC SD page.....	B
24-07-03 AC ESS BUS SHED Indication on the ELEC SD page.....	C
MI-24-09 ECAM Alerts	
24-09-01 ELEC AC ESS BUS SHED Alert	A
24-09-02 C/B TRIPPED Alert.....	B
MI-24-22 AC Main Generation	
24-22-01 AC Main Generation (IDG , GCU , Line Contactor)	A
24-22-02 AC Bus Tie Control Function.....	B
MI-24-23 AC Auxiliary Generation	
24-23-01 AC Auxiliary Generation (APU Generator, GCU , Line Contactor)	A
MI-24-24 AC Emergency Generation	
24-24-01 Emergency Generator.....	A
24-24-02 RAT Extension Automatic Control.....	B
24-24-03 RAT Extension Manual Control.....	C
MI-24-25 AC Essential Generation Switching	
24-25-01 Manual Transfer to the AC BUS 2 (ALTN Function)	A
24-25-02 Automatic Transfer to the AC BUS 2	B
MI-24-26 Galley and Commercial Supply System	
24-26-01 Galley Automatic Load Shed System.....	A
24-26-01 GALY & CAB Automatic Load Shed System.....	B
24-26-02 Galley Manual Load Shed System (GALLEY pb-sw)	C
24-26-02 GALY & CAB Manual Load Shed System (GALY & CAB pb-sw)	D
24-26-03 Commercial Supply System.....	E




DRAGONAIR

A320/A321
MINIMUM EQUIPMENT LIST

MEL ITEMS
PRELIMINARY PAGES - TABLE OF CONTENTS

MI-24-28 Static Inverter AC Generation	
24-28-01 Static Inverter AC Generation.....	A
MI-24-32 DC Main Generation (TR 1, TR 2)	
24-32-01 DC Main Generation (TR 1, TR 2)	A
MI-24-34 DC Emergency Generation (ESS TR)	
24-34-01 DC Emergency Generation (ESS TR).....	A
MI-24-35 DC Essential and Normal Generation Switching	
24-35-01 DC TIE Contactor 1PC1 (DC BUS 1-DC BAT BUS), 4PC (DC ESS BUS-DC BAT BUS).....	A
24-35-02 DC TIE Contactor 1PC2 (DC BUS 2-DC BAT BUS).....	B
MI-24-38 DC Battery Generation	
24-38-01 BAT 1(2) Channel.....	A
24-38-02 Battery Charger Limiter (BCL)	B
24-38-03 Battery Voltmeter.....	C
MI-24-41 AC External Power Control	
24-41-01 Ground Power Control Unit (GPCU).....	A
24-41-02 External Power Receptacle.....	B
MI-25 Equipment/Furnishings	
MI-25-07 Indications on the DOOR/OXY SD page	
25-07-01 Passenger Door Slide Permanently Indicated Armed.....	A
25-07-01 Cabin Passenger Door / Emergency Exit Slide Permanently Indicated Armed.....	B
25-07-02 Passenger Door Slide Permanently Indicated Not Armed.....	C
25-07-02 Cabin Passenger Door / Emergency Exit Slide Permanently Indicated Not Armed.....	D
25-07-03 Overwing Emergency Exit Slide Permanently Indicated Armed.....	E
25-07-04 Overwing Emergency Exit Slide Permanently Indicated Not Armed.....	F
MI-25-11 Pilot Seats	
25-11-01 Pilot Seat Manual Horizontal Adjustment.....	A
25-11-02 Pilot Seat Manual Vertical Adjustment.....	B
25-11-03 Pilot Seat Recline Adjustment.....	C
25-11-04 Pilot Seat Other Manual Adjustments.....	D
25-11-05 Pilot Seat Electrical Adjustment.....	E
25-11-06 Pilot Seat Shoulder Harness and Lap Strap	F
25-11-07 Pilot Seat Fifth Strap.....	G
25-11-08 Pilot Sidestick Armrest Height Adjustment.....	H
25-11-09 Pilot Sidestick Armrest Pitch Adjustment.....	I
25-11-10 Pilot Sidestick Armrest Memory Position Display.....	J
25-11-11 Pilot Inboard Armrest Vertical Adjustment.....	K
25-11-12 Pilot Seat Headrest.....	L

 DRAGONAIR A320/A321 MINIMUM EQUIPMENT LIST	MEL ITEMS PRELIMINARY PAGES - TABLE OF CONTENTS
--	--

MI-25-12 Third and Fourth Occupant Seats

25-12-01 Third Occupant Seat.....	A
25-12-02 Third Occupant Seat Shoulder Harness.....	B
25-12-03 Lap Strap.....	C
25-12-04 Third Occupant Seat Fifth Strap.....	D
25-12-05 Fourth Occupant Seat.....	E
25-12-06 Fourth Occupant Seat Shoulder Harness.....	F
25-12-07 Fourth Occupant Seat Lap Strap.....	G
25-12-08 Fourth Occupant Seat Fifth Strap.....	H

MI-25-13 Lining and Furnishings

25-13-01 Pilot Sliding Table.....	A
25-13-02 Pilot Retractable Footrest.....	B

MI-25-20 Cabin Seats

25-20-01-51 Passenger Seat Backs.....	A
25-20-01-52 Passenger Seat - Recline Mechanism.....	B
25-20-01-53 Passenger Seat - Underseat Baggage Restraining Bars.....	C
25-20-01-54 Passenger Seat - Armrests.....	D
25-20-01-55 Passenger Seat - Foot Rest/Leg Rest.....	E
25-20-01-56 Passenger Seat - Headrest.....	F
25-20-01-57 Passenger Seat - Meal Tray.....	G
25-20-01-58 Passenger Seat - Seat Electrical/Electronic Systems/Components.....	H
25-20-01-59 Passenger Seat - PSU Overhead Reading Light.....	I
25-20-01-60 Passenger Seat - In-Seat Personal Reading Light.....	J
25-20-03 Cabin Attendant Seat.....	K

MI-25-35 Galley Equipment

25-35-01 Galley Waste Compartment Flapper Door.....	A
25-35-51 Ovens.....	B
25-35-52 Beverage Makers.....	C
25-35-53 Chiller Unit(s).....	D

MI-25-40 Lavatories

25-40-01 Toilet Waste Compartment Flapper Door.....	A
25-40-02 Exterior Lavatory Ashtray.....	B
25-40-03 Interior Lavatory Ashtray.....	C
25-40-51 Lavatory.....	D
25-40-53 Lavatory Waste Systems.....	E

MI-25-45 Cabin Furnishings

25-45-51 Storage Bin(s)/Cabin and Galley Storage Compartments/ Closets.....	A
---	---



DRAGONAIR

A320/A321
MINIMUM EQUIPMENT LIST

MEL ITEMS
PRELIMINARY PAGES - TABLE OF CONTENTS

MI-25-50 Cargo Compartments

25-50-02 Decompression Panels in the Cargo Compartments.....	A
25-50-03 Sidewall Linings and Ceiling Panels in the Cargo Compartments.....	B
25-50-04 Cargo Compartment Restraint Components (Nets, Attach Points, Stanchions).....	C
25-50-51 Cargo Valuables Locker.....	D

MI-25-62 Cabin Escape Facilities

25-62-01 Cabin Passenger Door Slide or Slide Raft.....	A
25-62-02 Overwing Emergency Exit Slide or Slide Raft.....	B
25-62-03 Emergency Exit Slide or Slide Raft.....	C
25-62-04 SLIDE ARMED light.....	D
25-62-06 Passenger Door SLIDE PRESS LOW Message on Programming and Test Panel (PTP) STATUS Page..	E
25-62-06 Passenger Door CHECK SLIDE PRESSURE Message on Flight Attendant Panel (FAP).....	F
25-62-07 Overwing Emergency Exit SLIDE PRESS LOW Message on Programming and Test Panel (PTP) STATUS Page	G
25-62-07 Overwing Emergency Exit CHECK SLIDE PRESSURE Message on Flight Attendant Panel (FAP).....	H
25-62-08 Overwing Escape Life Line.....	I

MI-25-63 Evacuation Signaling Equipment

25-63-01 Emergency Evacuation Signaling System (COMMAND pb-sw, HORN SHUT OFF pb, CAPT&PURS and CAPT sw).....	A
--	---

MI-25-64 First Aid Equipment

25-64-01 First Aid Kit.....	A
25-64-02 Emergency Medical Kit.....	B

MI-25-65 Emergency Equipment

25-65-01 Cockpit Flashlight.....	A
25-65-02 Cabin Flashlight.....	B
25-65-03 Crash Axe/Crowbar.....	C
25-65-04 Emergency Locator Transmitter (ELT).....	D
25-65-05 Fireproof Gloves.....	E
25-65-06 Megaphone.....	F


MI-25-66 Floatation and Survival Equipment

25-66-01 Life Vest.....	A
-------------------------	---

MI-26 Fire Protection

MI-26-00 MAINTENANCE Message on the STATUS SD page

26-00-01 SDCU MAINTENANCE Message.....	A
26-00-01 SMOKE MAINTENANCE Message.....	B

 DRAGONAIR A320/A321 MINIMUM EQUIPMENT LIST	MEL ITEMS PRELIMINARY PAGES - TABLE OF CONTENTS
--	--

MI-26-01 Overhead Panels

MI-26-01-01 FIRE Overhead Panel

26-01-01-01 Bulb/LED in the ENG FIRE-PUSH pb-sw	A
26-01-01-02 ENG AGENT pb DISCH light	B
26-01-01-03 ENG AGENT pb SQUIB light	C
26-01-01-04 Bulb/ LED in the APU FIRE-PUSH pb-sw	D
26-01-01-05 APU AGENT pb DISCH light	E
26-01-01-06 APU AGENT pb SQUIB light	F
26-01-01-31 ENG FIRE TEST pb	G
26-01-01-32 APU FIRE TEST pb	H
26-01-01-33 APU FIRE PUSH pb-sw	I
26-01-01-34 APU AGENT pb	J

MI-26-01-02 CARGO SMOKE Overhead Panel

26-01-02-01 CARGO SMOKE DISCH light	A
26-01-02-02 CARGO SMOKE DISCH AGENT 2 light	B

MI-26-12 Engine Fire and Overheat Detection

26-12-01 Engine Fire Detection Loop A on the Engine 1	A
26-12-02 Engine Fire Detection Loop A on the Engine 2	B
26-12-03 Engine Fire Detection Loop B on the Engine 1	C
26-12-04 Engine Fire Detection Loop B on the Engine 2	D
26-12-05 FIRE light on the ENG MASTER Panel	E

MI-26-13 APU Fire and Overheat Detection

26-13-01 APU Fire Detection Loop A	A
26-13-02 APU Fire Detection Loop B	B

MI-26-15 Avionics Compartment Smoke Detection

26-15-01 Avionics Smoke Detection System	A
--	---

MI-26-16 Cargo Compartment Smoke Detection

26-16-01 Smoke Detector in the FWD Cargo Compartment	A
26-16-02 Smoke Detector in the AFT and the BULK Cargo Compartments	B

MI-26-17 Lavatory Smoke Detection

26-17-01 Lavatory Smoke Detection System	A
26-17-02 Smoke Detection Control Unit (SDCU)	B



DRAGONAIR

A320/A321
MINIMUM EQUIPMENT LIST

MEL ITEMS
PRELIMINARY PAGES - TABLE OF CONTENTS

MI-26-22 APU Fire Extinguishing

26-22-01 APU Automatic Fire Extinguishing Control on Ground	A
26-22-02 APU Fire Extinguisher Overpressure Indication (Red Disc)	B
26-22-03 Squib of the APU Fire Extinguisher Bottle	C
26-22-04 APU Fire Extinguisher Bottle	D
26-22-05 APU AUTO EXTING TEST pb-sw on the Maintenance Panel	E
26-22-06 APU FIRE light on the External Power Panel	F
26-22-07 APU SHUT OFF pb on the External Power Panel	G

MI-26-23 Cargo Compartment Fire Extinguishing

26-23-01 Cargo Agent Bottle.....	A
26-23-02 Squib of the Cargo Bottle 1.....	B
26-23-03 Squib of the Cargo Bottle 2.....	C

MI-26-24 Portable Fire Extinguisher

26-24-01-01 Portable Fire Extinguisher - Cockpit.....	A
26-24-01-02 Portable Fire Extinguisher - Cabin.....	B

MI-26-25 Lavatory Fire Extinguishing

26-25-01 Lavatory Waste Bin Fire Extinguishing System.....	A
--	---

MI-27 Flight Controls

MI-27-00 MAINTENANCE Messages on the STATUS SD page

27-00-01 F/CTL MAINTENANCE Message.....	A
27-00-02 SFCS MAINTENANCE Message.....	B


MI-27-01 Overhead Panels

MI-27-01-01 FLT CTL Overhead Panel

27-01-01-01 ELAC pb-sw FAULT light.....	A
27-01-01-02 ELAC pb-sw OFF light.....	B
27-01-01-03 SEC pb-sw FAULT light.....	C
27-01-01-04 SEC pb-sw OFF light.....	D

MI-27-07 Indications on SD pages

27-07-01 Aileron Actuator Indication on the F/CTL SD page	A
27-07-02 Aileron Position Indication on the F/CTL SD page	B
27-07-03 Elevator Actuator Indication on the F/CTL SD page	C
27-07-04 Elevator Position Indication on the F/CTL SD page	D
27-07-05 Pitch Trim Position Indication on the F/CTL SD page	E
27-07-06 Rudder Position Indication on the F/CTL SD page	F

 DRAGONAIR A320/A321 MINIMUM EQUIPMENT LIST	MEL ITEMS PRELIMINARY PAGES - TABLE OF CONTENTS
--	--

27-07-07 Rudder Trim Position Indication on the F/CTL SD page.....	G
27-07-08 Rudder Travel Limiter Position Indication on the F/CTL SD page.....	H
27-07-09 ELAC Indication on the F/CTL SD page.....	I
27-07-10 SEC Indication on the F/CTL SD page.....	J
27-07-11 Spoilers/Speedbrakes Indication on the F/CTL SD page	K
27-07-12 Spoilers/Speedbrakes Indication on the WHEEL SD page	L
MI-27-08 Indications on the EWD	
27-08-01 Flap Position Indication on the EWD.....	A
27-08-02 Slat Position Indication on the EWD.....	B
MI-27-14 Aileron and Hydraulic Actuation	
27-14-01 Left Aileron Blue Servo-Control (Controlled by ELAC 1)	A
27-14-02 Left Aileron Green Servo-Control (Controlled by ELAC 2).....	B
27-14-03 Right Aileron Green Servo-Control (Controlled by ELAC 1)	C
27-14-04 Right Aileron Blue Servo-Control (Controlled by ELAC 2).....	D
MI-27-21 Rudder Mechanical Control	
27-21-01 Rudder Pedal Adjustment System.....	A
MI-27-22 Rudder Trim Actuation	
27-22-01 Rudder Trim System.....	A
27-22-02 Manual Rudder Trim Reset Function.....	B
27-22-03 Rudder Trim Position Indication on the Center Pedestal.....	C
MI-27-23 Artificial feel and rudder travel limiting actuation	
27-23-01 Rudder Travel Limiter System (Including Rudder and Pedals Travel Limiter Units).....	A
MI-27-34 Elevator and Hydraulic Actuation	
27-34-01 Elevator Servo-Control.....	A
27-34-02 Elevator Servo-Control Position Transducer.....	B
MI-27-40 Trimmable Horizontal Stabilizer (THS)	
27-40-01 Stabilizer Mechanical Control.....	A
27-40-02 Stabilizer Actuator Electric Motor.....	B
MI-27-51 Flaps Electrical Control and Monitoring	
27-51-01 SFCC Flap Channel	A
27-51-02 SFCC Slat Channel	B
27-51-03 Flap Wing Tip Brakes Solenoid.....	C
MI-27-54 Flaps Hydraulic Actuation and Power Transmission	
27-54-01 Flap Hydraulic Motor.....	A
27-54-02 Flap PCU Valve Block	B
27-54-03 Flap Pressure-Off Brake.....	C



DRAGONAIR

A320/A321
MINIMUM EQUIPMENT LIST

MEL ITEMS
PRELIMINARY PAGES - TABLE OF CONTENTS

MI-27-64 Spoiler Hydraulic Actuation

27-64-01 Spoiler 5.....	A
27-64-02 Spoiler 1 or 3.....	B
27-64-03 Spoiler 2 or 4.....	C
27-64-04 Spoilers 1 and 2.....	D
27-64-05 Spoilers 3 and 4.....	E

MI-27-81 Slats Electrical Control and Monitoring

27-81-01 Slat Wing Tip Brakes Solenoids.....	A
--	---

MI-27-84 Slats Hydraulic Actuation and Power Transmission

27-84-01 Slats Hydraulic Motor.....	A
27-84-02 Slat PCU Valve Block	B
27-84-03 Slat Pressure-Off Brake.....	C

MI-27-92 Electrical Flight Control System (EFCS) Control Inputs and Power Supply

27-92-01 Speedbrake Control System.....	A
27-92-02 Ground Spoiler Control System.....	B
27-92-03 SIDESTICK PRIORITY light.....	C
27-92-04 Sidestick Dual Input Visual Warnings.....	D
27-92-05 Sidestick Dual Input Aural Warning.....	E

MI-27-93 ELAC System (Elevator Aileron Computer)

27-93-01 ELAC 1	A
27-93-02 ELAC 2.....	B
27-93-03 Pitch Normal Law.....	C

MI-27-94 SEC System (Spoiler and Elevator Computer)

27-94-01 SEC 1	A
27-94-02 SEC 2	B
27-94-03 SEC 3	C


MI-27-95 FCDC System (Flight Control Data Concentrator)

27-95-01 FCDC 1.....	A
27-95-02 FCDC 2	B

MI-28 Fuel

MI-28-00 MAINTENANCE Message on the STATUS SD page

28-00-01 FUEL MAINTENANCE Message.....	A
--	---

 DRAGONAIR A320/A321 MINIMUM EQUIPMENT LIST	MEL ITEMS PRELIMINARY PAGES - TABLE OF CONTENTS
--	--

MI-28-01 Overhead Panels

MI-28-01-01 FUEL Overhead Panel

28-01-01-01 Wing TK PUMP pb-sw FAULT light.....	A
28-01-01-02 Wing TK PUMP pb-sw OFF light.....	B
28-01-01-03 X FEED pb-sw ON light.....	C
28-01-01-04 X FEED pb-sw OPEN light	D
28-01-01-05 CTR TK PUMP pb-sw FAULT light	E
28-01-01-05 CTR TK XFR pb-sw FAULT light	F
28-01-01-06 CTR TK PUMP pb-sw OFF light	G
28-01-01-06 CTR TK XFR pb-sw OFF light	H
28-01-01-07 FUEL MODE SEL pb-sw FAULT light	I
28-01-01-08 ACT pb-sw FAULT light	J
28-01-01-09 ACT pb-sw FWD light	K

MI-28-07 Indications on the FUEL SD page

MI-28-07-01 Fuel Quantity Indications on the FUEL SD page

28-07-01-01 Fuel On Board (FOB) Indication on the FUEL SD page	A
28-07-01-02 Fuel Quantity Indication (FQI) in Degraded Mode on the FUEL SD page	B
28-07-01-03 Outer Tank Fuel Quantity Indication on the FUEL SD page	C
28-07-01-04 Inner Tank Fuel Quantity Indication on the FUEL SD page	D
28-07-01-04 Wing Tank Fuel Quantity Indication on the FUEL SD page	E
28-07-01-05 Center Tank Fuel Quantity Indication on the FUEL SD page	F
28-07-01-06 ACT Fuel Quantity Indication on the FUEL SD page	G

MI-28-07-02 Fuel Temperature Indications on the FUEL SD page

28-07-02-01 Fuel Temperature Indication on the FUEL SD page.....	A
--	---

MI-28-07-03 Tank Pump Indications on the FUEL SD page

28-07-03-01 Wing Tank Pump Indication on the FUEL SD page.....	A
28-07-03-02 Center Tank Pump Indication on the FUEL SD page.....	B

MI-28-07-04 Valve Indications on the FUEL SD page

28-07-04-01 Engine LP Fuel Valve Indication on the FUEL SD page	A
28-07-04-02 APU LP Fuel Valve Indication on the FUEL SD page	B
28-07-04-03 Crossfeed Valve Indication on the FUEL SD page	C
28-07-04-04 Wing Transfer Valve Indication on the FUEL SD page	D
28-07-04-05 Center Tank Transfer Valve Indication on the FUEL SD page.....	E
28-07-04-06 ACT to CTR TK Transfer (Arrow) Indication on the FUEL SD page.....	F

MI-28-09 ECAM Alerts

28-09-01 FUEL L(R) INNER(OUTER) TK HI TEMP Alert	A
28-09-01 FUEL L(R) WING TK HI TEMP Alert	B
28-09-02 FUEL L(R) INNER(OUTER) TK LO TEMP Alert	C




DRAGONAIR

A320/A321
MINIMUM EQUIPMENT LIST

MEL ITEMS
PRELIMINARY PAGES - TABLE OF CONTENTS

28-09-02 FUEL L(R) WING TK LO TEMP Alert	D
28-09-03 FUEL ACT XFR FAULT Alert	E
MI-28-12 Tank Venting System	
28-12-01 Overpressure Protector between the Inner and the Outer Tank.....	A
28-12-02 Overpressure Protector in the Vent Surge Tank.....	B
28-12-03 Overpressure Protector in the Inner Tank.....	C
28-12-03 Overpressure Protector in the Wing Tank.....	D
28-12-04 Overpressure Protector between the Center and the Inner Tank.....	E
28-12-04 Overpressure Protector between the Center and the Wing Tank.....	F
28-12-05 Overpressure Protector in the ACT.....	G
MI-28-15 Intercell Transfer System	
28-15-01 LH Wing Transfer Valve	A
28-15-02 RH Wing Transfer Valve	B
MI-28-20 Distribution	
28-20-01 Automatic Fuel Feed System.....	A
MI-28-21 Main Fuel Pump System	
28-21-01 Wing Tank Pump.....	A
28-21-02 Center Tank Pump.....	B
28-21-03 Wing Tank Pump Sequence Valve.....	C
MI-28-22 APU Fuel Pump System	
28-22-01 APU Fuel Pump	A
MI-28-23 Crossfeed System	
28-23-01 Crossfeed Valve.....	A
MI-28-24 Engine LP Fuel Shutoff	
28-24-01 Engine LP Fuel Valve Electrical Motor.....	A
MI-28-25 Refuel/Defuel System	
28-25-01 Fuel Quantity Preselector.....	A
28-25-02 Fuel Quantity on the Refuel/Defuel Control Panel.....	B
28-25-03 Refuel Valve.....	C
28-25-04 Transfer Defuel Valve.....	D
28-25-05 Exterior Refuel/Defuel Control Panel.....	E
MI-28-26 Main Transfer System	
28-26-01 Center Tank Transfer Valve.....	A

 DRAGONAIR A320/A321 MINIMUM EQUIPMENT LIST	MEL ITEMS PRELIMINARY PAGES - TABLE OF CONTENTS
--	--

MI-28-28 Additional Center Tank Transfer System

28-28-01 ACT Auto Transfer System	A
28-28-02 ACT Transfer Valve	B
28-28-03 ACT Transfer Pump.....	C
28-28-04 ACT Air Shutoff Valve	D
28-28-05 ACT Inward Pressure Relief Valve	E
28-28-06 ACT Vent Valve	F
28-28-07 ACT Refuel Valve.....	G
28-28-08 ACT Integrated Impact Wall.....	H
28-28-09 ACT 1 Inlet Valve	I

MI-28-29 APU LP Fuel Shutoff

28-29-01 APU LP Fuel Valve	A
----------------------------------	---

MI-28-43 Manual Magnetic Indicators

28-43-01 Manual Magnetic Indicators.....	A
--	---

MI-28-46 Tank Level Sensing

28-46-01 High Level Detection System in the Inner Tank.....	A
28-46-01 High Level Detection System in the Wing Tank.....	B
28-46-02 High Level Detection System in the Center Tank.....	C
28-46-03 High Level Detection System in the ACT.....	D
28-46-04 Low Level Detection System in the Inner Tank.....	E
28-46-04 Low Level Detection System in the Wing Tank.....	F
28-46-05 Low Level Detection System in the ACT.....	G

MI-28-50 Fuel Management

28-50-01 Fuel Quantity Indicating Computer (FQIC) Channel	A
---	---

MI-29 Hydraulic Power

MI-29-01 Overhead Panels

MI-29-01-01 HYD Overhead Panel

29-01-01-01 B(Y) ELEC PUMP pb-sw FAULT light	A
29-01-01-02 B ELEC PUMP pb-sw OFF light.....	B
29-01-01-03 Y ELEC PUMP pb-sw ON light.....	C
29-01-01-04 G(Y) ENG 1(2) PUMP pb-sw FAULT light	D
29-01-01-05 G(Y) ENG 1(2) PUMP pb-sw OFF light.....	E
29-01-01-06 PTU pb-sw FAULT light	F
29-01-01-07 PTU pb-sw OFF light.....	G

MI-29-01-02 Maintenance HYD Overhead Panel

29-01-02-01 G(B)(Y) LEAK MEASUREMENT VALVES pb-sw OFF light.....	A
--	---



DRAGONAIR

A320/A321
MINIMUM EQUIPMENT LIST

MEL ITEMS
PRELIMINARY PAGES - TABLE OF CONTENTS

MI-29-07 Indications on the HYD SD page

29-07-01 Yellow ELEC Pump Indication on the HYD SD page.....	A
29-07-02 Pump Indication on the HYD SD page.....	B
29-07-03 Fire Valve Indication on the HYD SD page.....	C
29-07-04 PTU Indication on the HYD SD page.....	D
29-07-05 Reservoir Quantity Indication on the HYD SD page	E
29-07-06 RAT Indication on the HYD SD page.....	F
29-07-07 System Label Indication on the HYD SD page	G
29-07-08 System Pressure Indication on the HYD SD page	H

MI-29-09 ECAM Alerts

29-09-01 HYD B(Y) ELEC PUMP LO PR Alert.....	A
29-09-02 HYD B(Y) ELEC PUMP OVHT Alert.....	B
29-09-03 HYD G(Y) ENG 1(2) PUMP LO PR Alert	C
29-09-04 HYD G(B)(Y) RSVR LO AIR PR Alert.....	D
29-09-05 HYD G(B)(Y) RSVR LO LVL Alert	E
29-09-06 HYD G(B)(Y) RSVR OVHT Alert.....	F
29-09-07 HYD PTU FAULT Alert	G
29-09-08 HYD RAT FAULT Alert.....	H
29-09-09 HYD G(B)(Y)(B+G)(G+Y)(B+Y) SYS LO PR Alert	I

MI-29-10 Main Hydraulic Power

29-10-01 Engine Driven Pump.....	A
29-10-02 Engine Driven Pump Depressurization Function.....	B
29-10-03 Blue System Electric Pump.....	C
29-10-04 Hydraulic System Accumulator.....	D
29-10-05 Yellow Brake Accumulator.....	E
29-10-07 Engine Pump Fire Valve.....	F
29-10-08 Hydraulic System Filter.....	G
29-10-09 Hydraulic Case Drain Filter.....	H

MI-29-22 Blue Auxiliary Hydraulic Power


29-22-01 Ram Air Turbine.....	A
-------------------------------	---

MI-29-23 Power Transfer

29-23-01 Power Transfer Unit (PTU)	A
--	---

MI-29-24 Yellow Auxiliary Hydraulic Power

29-24-01 Yellow System Electric Pump.....	A
---	---

 DRAGONAIR A320/A321 MINIMUM EQUIPMENT LIST	MEL ITEMS PRELIMINARY PAGES - TABLE OF CONTENTS
--	--

MI-30 Ice and Rain Protection

MI-30-01 Overhead Panels

MI-30-01-01 ANTI ICE Overhead Panel

30-01-01-01 ANTI ICE ENG 1(2) pb-sw FAULT light	A
30-01-01-02 ANTI ICE ENG 1(2) pb-sw ON light.....	B
30-01-01-03 ANTI ICE WING pb-sw FAULT light	C
30-01-01-04 ANTI ICE WING pb-sw ON light	D

MI-30-01-02 WIPER Overhead Panel

30-01-02-01 Wiper High Speed Function (FAST Position).....	A
30-01-02-02 Wiper Low Speed Function (SLOW Position).....	B
30-01-02-03 Wiper Intermittent Speed Function (INTMT Position).....	C

MI-30-07 Indications on the BLEED SD page

30-07-01 ANTI ICE Indication on the BLEED SD page.....	A
30-07-02 Arrow Indication on the BLEED SD page.....	B

MI-30-11 Wing Ice Protection

30-11-01 Wing Anti-Ice Control Valve.....	A
---	---

MI-30-21 Engine Air Intake Ice Protection

30-21-01 Engine Anti-Ice Valve.....	A
-------------------------------------	---

MI-30-31 Probe Ice Protection

30-31-01 Probe Heat Computer (PHC)	A
30-31-02 Pitot Heater.....	B
30-31-03 Static Ports Heater.....	C
30-31-04 Angle of Attack (AOA) Probes Heating	D
30-31-05 TAT Probes Heating.....	E

MI-30-42 Windshield Anti-Icing and Defogging

30-42-01 Window Heat Computer.....	A
30-42-02 Fixed Lateral Window and Sliding Window Heating.....	B
30-42-03 Windshield Heating.....	C
30-42-04 PROBES/WINDOW HEAT pb-sw AUTO Control.....	D
30-42-05 PROBES/WINDOW HEAT pb-sw ON light	E

MI-30-45 Windshield Rain Protection

30-45-01 Windshield Wiper.....	A
30-45-02 Windshield Wiper PARK Function.....	B
30-45-03 Rain Repellent System.....	C

MI-30-71 Waste Water Ice Protection

30-71-01 Waste Water Drain Mast Heating System.....	A
---	---



DRAGONAIR

A320/A321
MINIMUM EQUIPMENT LIST

MEL ITEMS
PRELIMINARY PAGES - TABLE OF CONTENTS

MI-30-81 Ice Detection

30-81-02 External Visual Icing Indicator.....	A
30-81-03 Lighting of External Visual Icing Indicator.....	B

MI-31 Indicating/Recording Systems

MI-31-00 MAINTENANCE Message on the STATUS SD page

31-00-01 QAR MAINTENANCE Message.....	A
31-00-02 ACMS MAINTENANCE Message.....	B
31-00-03 DAR MAINTENANCE Message.....	C
31-00-04 CFDIU MAINTENANCE Message.....	D
31-00-05 DMC 1/3 MAINTENANCE Message.....	E
31-00-06 DMC 2/3 MAINTENANCE Message.....	F

MI-31-05 Indications on the Primary Flight Display (PFD)


31-05-01 AP Related Indications on the FMA	A
31-05-02 A/THR Related Indications on the FMA	B
31-05-03 Approach and Landing Capabilities on the FMA	C
31-05-04 Special Messages on the FMA	D
31-05-05 Actual Airspeed Reference Line and Scale Indications on the PFD	E
31-05-06 Mach Number Indication on the PFD	F
31-05-07 VMO / MMO Characteristic Speed Indication on the PFD	G
31-05-08 Altitude Indication on the PFD	H
31-05-09 Vertical Speed Indication on the PFD	I
31-05-10 Other Air Data Related Indications on the PFD	J
31-05-11 Attitude Indication on the PFD	K
31-05-12 Heading Indication on the PFD	L

MI-31-06 Indications on the Navigation Display (ND)

31-06-01 Ground Speed Indication on the ND	A
31-06-02 True Air Speed Indication on the ND	B
31-06-03 Wind Indication on the ND	C
31-06-04 Heading Indication on the ND	D
31-06-05 Position (Aircraft Symbol) Indication on the ND	E
31-06-06 Navigation Station Information on the ND	F
31-06-07 Chrono Indication on the ND	G

MI-31-07 Indications on the System Display (SD)

31-07-01 Indications on the System Display pages.....	A
31-07-02 Permanent Data (TAT , SAT , GLOAD - ALT SEL, UTC , GW) Indications on the SD	B
31-07-02 Permanent Data (TAT , SAT , GLOAD, UTC , GW) Indications on the SD	C
31-07-02 Permanent Data (TAT , SAT , ISA , GLOAD - ALT SEL, UTC , GW) Indications on the SD	D
31-07-02 Permanent Data (TAT , SAT , ISA , GLOAD, UTC , GW) Indications on the SD	E

 DRAGONAIR A320/A321 MINIMUM EQUIPMENT LIST	MEL ITEMS PRELIMINARY PAGES - TABLE OF CONTENTS
--	--

MI-31-08 Indications on the Engine Warning Display (EWD)

31-08-01 Engine Parameter Indications on the EWD.....	A
31-08-02 Fuel On Board (FOB) Indication on the EWD	B
31-08-03 MEMO Messages on the EWD.....	C
31-08-04 Slats/Flaps Position Indications on the EWD	D

MI-31-20 Independent Instruments

31-20-01 Electrical Clock Indicator.....	A
--	---

MI-31-30 Centralized Fault Display System (CFDS) and Data Recording System

31-30-01 Centralized Fault Display System (CFDS).....	A
31-30-02 Digital AIDS Recorder (DAR).....	B
31-30-03 Digital Flight Data Recorder (DFDR).....	C
31-30-04 Data Management Unit (DMU).....	D
31-30-04 Data Management Unit (DMU) part of Flight Data Interface and Management Unit(FDIMU).....	E
31-30-05 Flight Data Interface Unit (FDIU).....	F
31-30-06 Quick Access Recorder (QAR).....	G
31-30-07 Printer.....	H

MI-31-38 Up and Down Data Loading System Acquisition/Interface and Equipment

31-38-01 DATA LOADING selector	A
31-38-02 Data Loading Routing Box (DLRB).....	B
31-38-03 Multipurpose Disk Drive Unit (MDDU).....	C

MI-31-53 Flight Warning Computer (FWC)

31-53-01 Flight Warning Computer (FWC)	A
31-53-02 MASTER CAUTION Cancel Function.....	B
31-53-03 MASTER WARN Cancel Function.....	C
31-53-04 MASTER CAUTION light	D
31-53-05 MASTER WARN light.....	E
31-53-06 Altitude Alert.....	F

MI-31-55 System Data Acquisition Concentrator (SDAC)

31-55-01 System Data Acquisition Concentrator (SDAC).....	A
---	---

MI-31-56 ECAM Control Panel (ECP)

31-56-01 System Page Manual Call pb on the ECP.....	A
31-56-02 ALL pb on the ECP.....	B
31-56-03 CLR pb on the ECP.....	C
31-56-04 EMER CANC pb on the ECP.....	D
31-56-05 RCL pb on the ECP.....	E
31-56-06 STS pb on the ECP.....	F
31-56-07 T.O CONFIG pb on the ECP	G



DRAGONAIR

A320/A321
MINIMUM EQUIPMENT LIST

MEL ITEMS
PRELIMINARY PAGES - TABLE OF CONTENTS

MI-31-62 Display Management Computer (DMC)

31-62-01 DMC 1	A
31-62-02 DMC 2.....	B
31-62-03 DMC 3	C

MI-31-63 Display Unit (DU)

31-63-01 PFDU 1.....	A
31-63-02 PFDU 2	B
31-63-03 NDU 1	C
31-63-04 NDU 2	D
31-63-05 SDU	E
31-63-06 EWDU.....	F

MI-31-68 Switching Panel

31-68-01 AIR DATA SWITCHING selector on the Center Pedestal.....	A
31-68-02 ATT HDG SWITCHING selector on the Center Pedestal.....	B
31-68-03 ECAM/ND XFR SWITCHING selector on the Center Pedestal.....	C
31-68-04 EIS DMC SWITCHING selector on the Center Pedestal.....	D
31-68-05 PFD/ND XFR pb on the Lateral Instrument Panel	E

MI-32 Landing Gear

MI-32-07 Indications on the WHEEL SD page

32-07-01 Brakes Temperature Indication on the WHEEL SD page	A
32-07-02 L/G Position Indication on the WHEEL SD page.....	B
32-07-03 L/G Doors Position Indication on the WHEEL SD page	C
32-07-04 L/G CTL Indication on the WHEEL SD page.....	D
32-07-05 UP LOCK Indication on the WHEEL SD page.....	E
32-07-06 [Y] N/W STEERING Indication on the WHEEL SD page.....	F
32-07-08 ANTI SKID Indication on the WHEEL SD page.....	G
32-07-08 ANTI SKID, [1], [2] Indication on the WHEEL SD page.....	H
32-07-09 AUTO BRK Indication on the WHEEL SD page.....	I
32-07-10 [G] NORM BRK Indication on the WHEEL SD page.....	J
32-07-11 Release Brake Indication on the WHEEL SD page.....	K
32-07-12 ACCU PRESS/ACCU ONLY Indication on the WHEEL SD page.....	L
32-07-13 [Y] ALTN BRK Indication on the WHEEL SD page.....	M

MI-32-09 ECAM Alerts

32-09-01 BRAKES-N/WS MINOR FAULT Alert	A
--	---

MI-32-11 Main Gear

32-11-01 Main Gear Torque Link Damper.....	A
--	---

MI-32-12 Main Gear Doors

32-12-01 Main Gear Door Ground Opening Cable.....	A
---	---



MI-32-31 Normal Extension and Retraction

32-31-01 Landing Gear Control and Interface Unit (LGCIU)	A
32-31-02 Landing Gear Retracting System.....	B

MI-32-32 Proximity Detector System

32-32-01 LGCIU 1 Proximity Detector.....	A
32-32-02 LGCIU 2 RH L/G Shock Absorber Proximity Detector	B
32-32-03 LGCIU 2 LH L/G Shock Absorber Proximity Detector	C
32-32-04 LGCIU 2 Nose L/G Shock Absorber Proximity Detector	D
32-32-05 LGCIU 2 RH L/G Down Lock Proximity Detector	E
32-32-06 LGCIU 2 LH L/G Down Lock Proximity Detector	F
32-32-07 LGCIU 2 Nose L/G Down Lock Proximity Detector	G
32-32-08 LGCIU 2 RH L/G Up Lock Proximity Detector	H
32-32-09 LGCIU 2 LH L/G Up Lock Proximity Detector	I
32-32-10 LGCIU 2 Nose L/G Up Lock Proximity Detector	J
32-32-11 LGCIU 2 RH L/G Doors Open Proximity Detector	K
32-32-12 LGCIU 2 LH L/G Doors Open Proximity Detector	L
32-32-13 LGCIU 2 Nose L/G Doors Open Proximity Detector	M
32-32-14 LGCIU 2 RH L/G Doors Closed Proximity Detector	N
32-32-15 LGCIU 2 LH L/G Doors Closed Proximity Detector	O
32-32-16 LGCIU 2 Nose L/G Doors Closed Proximity Detector	P

MI-32-33 Free Fall Extension

32-33-01 Landing Gear Gravity Extension System.....	A
---	---

MI-32-41 Wheels

32-41-01 Nose Wheel Tie Bolt.....	A
32-41-02 Main Wheel Tie Bolt.....	B

MI-32-42 Normal Braking

32-42-01 Main Wheel Brake.....	A
32-42-02 Green System Brake.....	B
32-42-03 Braking/Steering Control Unit (BSCU) System 1	C
32-42-04 Braking/Steering Control Unit (BSCU) System 2	D
32-42-05 AUTO/BRK Function.....	E
32-42-06 Tachometer.....	F
32-42-07 Nose Landing Gear Wheel Brake Pad.....	G
32-42-08 AUTO/BRK (LO, MED, MAX) pb-sw DECEL light.....	H
32-42-09 AUTO/BRK (LO, MED, MAX) pb-sw ON light	I



DRAGONAIR

A320/A321
MINIMUM EQUIPMENT LIST

MEL ITEMS
PRELIMINARY PAGES - TABLE OF CONTENTS

MI-32-44 Alternate Braking

32-44-01 Yellow System Brake.....	A
32-44-02 ACCU PRESS Indicator.....	B
32-44-03 BRAKES Pressure Indicator.....	C
32-44-04 Alternate Braking Control Unit (ABCU).....	D

MI-32-45 Parking/Ultimate Emergency Braking

32-45-01 Parking Brake Control Valve Electrical Motor.....	A
--	---

MI-32-47 Brake Temperature System

32-47-01 Brake Temperature Monitoring Unit (BTMU)	A
---	---

MI-32-48 Brake Cooling

32-48-01 Brake Fan System.....	A
32-48-02 BRK FAN pb-sw HOT light	B
32-48-03 BRK FAN pb-sw ON light	C

MI-32-51 Steering

32-51-01 Nose Wheel Steering Control System.....	A
32-51-02 Rudder PEDALS DISC pb	B
32-51-03 NWS Electrical Deactivation Box	C
32-51-04 PARKING BRAKE light on the NWS Electrical Deactivation Box	D

MI-32-61 Landing Gear Panel on the Center Instrument Panel

32-61-01 LDG GEAR Indicator Panel.....	A
32-61-02 DOWN Red Arrow light on the Landing Gear lever	B

MI-33 Lights

MI-33-01 Overhead Panels

MI-33-01-01 ANN LT Overhead Panel


33-01-01-01 TEST Function of ANN LT sw.....	A
33-01-01-02 DIM Function of ANN LT sw.....	B
33-01-01-03 BRT Function of ANN LT sw	C

MI-33-01-02 SIGNS Overhead Panel

33-01-02-01 EMER EXIT LT OFF light	A
33-01-02-02 AUTO Function of SEAT BELT SIGNS sw	B
33-01-02-03 AUTO Function of NO SMOKING SIGNS sw	C

MI-33-10 Cockpit General Illumination

33-10-01 Cockpit General Illumination (Center & Main Instrument Lighting, Console and Floor Lighting, Dome lights and Lighting Strips, Instrument and Panel Integral Lighting, Map Holder Lighting, Center Pedestal Lighting).....	A
--	---

 DRAGONAIR A320/A321 MINIMUM EQUIPMENT LIST	MEL ITEMS PRELIMINARY PAGES - TABLE OF CONTENTS
--	--

MI-33-20 Cabin General Illumination

33-20-01 Cabin General Illumination.....	A
33-20-02 Cabin Signs (No Smoking/No Electronic Devices/Fasten Seat Belt/Return to Seat).....	B
33-20-03 Lavatory Sign (Return to seat).....	C

MI-33-30 Cargo and Service Compartment Lighting

33-30-01 Cargo and Service Compartment Lighting System.....	A
---	---

MI-33-40 Exterior Lighting

33-40-01 Navigation light System 1.....	A
33-40-02 Navigation light System 2.....	B
33-40-03 Landing light.....	C
33-40-04 Landing light Extension/Retraction System.....	D
33-40-05 Runway Turnoff light.....	E
33-40-06 Taxi and Takeoff light.....	F
33-40-07 Logo light.....	G
33-40-08 Beacon light.....	H
33-40-09 Wing Scan light.....	I
33-40-10 Strobe light.....	J

MI-33-51 Cabin Emergency Lighting

33-51-01 Exit Marking Sign.....	A
33-51-02 Exit Location Sign in the Main Aisle.....	B
33-51-03 Overhead Emergency Lighting System in the Main Aisle.....	C
33-51-04 Overhead Emergency Lighting System in the Door Vicinity.....	D
33-51-05 Floor Proximity Emergency Escape Path Marking System in the Main Aisle.....	E
33-51-06 Galley Strips.....	F
33-51-07 Floor Proximity Emergency Escape Path Marking System Exit Marker.....	G
33-51-08 Overwing Emergency light.....	H
33-51-09 Overwing Exit Handle light.....	I
33-51-10 Escape Slide Lighting.....	J
33-51-11 Lavatory Auxiliary light.....	K
33-51-12 BAT TEST pb on the PTP.....	L
33-51-13 SYS TEST pb on the PTP	M

MI-34 Navigation

MI-34-00 MAINTENANCE Messages on the STATUS SD page

34-00-01 ADR (1)(2)(3) MAINTENANCE Message.....	A
34-00-02 IR MAINTENANCE Message.....	B



DRAGONAIR

A320/A321
MINIMUM EQUIPMENT LIST

MEL ITEMS
PRELIMINARY PAGES - TABLE OF CONTENTS

MI-34-01 Overhead Panels

MI-34-01-01 ADIRS Overhead Panel

34-01-01-01 ADR pb-sw FAULT light.....	A
34-01-01-02 ADR pb-sw OFF light.....	B
34-01-01-03 IR FAULT light.....	C
34-01-01-04 IR ALIGN light.....	D
34-01-01-04 IR pb-sw OFF light.....	E
34-01-01-05 ON BAT light.....	F
34-01-01-31 ADR pb-sw	G
34-01-01-32 IR pb-sw	H
34-01-01-33 IR Mode selector.....	I
34-01-01-34 DATA DISPLAY selector of ADIRS CDU	J
34-01-01-35 SYS DISPLAY selector of ADIRS CDU	K
34-01-01-36 Display Unit of ADIRS CDU	L
34-01-01-37 Keyboard of ADIRS CDU.....	M

MI-34-01-02 GPWS Overhead Panel


34-01-02-01 GPWS SYS FAULT light	A
--	---

MI-34-05 Indications on the Primary Flight Display (PFD)

34-05-01 Actual Airspeed Reference Line and Scale Indication on the PFD.....	A
34-05-02 Mach Number Indication on the PFD	B
34-05-03 VMO/MMO Characteristic Speed Indication on the PFD.....	C
34-05-04 Altitude Indication on the PFD.....	D
34-05-05 Baro Reference Indication on the PFD.....	E
34-05-06 Vertical Speed in Inertial Mode Indication on the PFD.....	F
34-05-07 Other Air Data Related Indications on the PFD	G
34-05-08 Attitude Indication on the PFD	H
34-05-09 Heading Indication on the PFD.....	I

MI-34-06 Indications on the Navigation Display (ND)

34-06-01 Ground Speed Indication on the ND.....	A
34-06-02 True Air Speed Indication on the ND.....	B
34-06-03 Wind Indication on the ND.....	C
34-06-04 Heading Indication on the ND.....	D
34-06-05 Position (Aircraft Symbol) Indication on the ND.....	E
34-06-06 Radio Nav aids Indications on the ND.....	F
34-06-07 Chrono Indication on the ND	G

 DRAGONAIR A320/A321 MINIMUM EQUIPMENT LIST	MEL ITEMS PRELIMINARY PAGES - TABLE OF CONTENTS
--	--

MI-34-10 Air Data/Inertial Reference System (ADIRS)

34-10-01 ADR 1	A
34-10-02 ADR 2	B
34-10-03 ADR 3	C
34-10-04 IR 1	D
34-10-05 IR 2	E
34-10-06 IR 3 (for aircraft without Honeywell 10 MCU ADIRU)	F
34-10-07 IR 3 (for aircraft with Honeywell 10 MCU ADIRU)	G

MI-34-11 Sensors

34-11-01 Angle of Attack (AOA) Sensor	A
34-11-02 CAPT Total Air Temperature (TAT) Sensor Element Connected to the ADR 1	B
34-11-03 CAPT Total Air Temperature (TAT) Sensor Element Connected to the ADR 3	C
34-11-04 F/O Total Air Temperature (TAT) Sensor Element Connected to the ADR 2	D

MI-34-21 Altitude and Airspeed Standby Data

34-21-01 Standby ALT Indicator.....	A
34-21-02 Bugs on the Standby ALT Indicator.....	B
34-21-03 Standby IAS Indicator	C
34-21-04 Bugs on the Standby IAS Indicator.....	D
34-21-05 Standby ALT Metric Indicator.....	E

MI-34-22 Attitude and Heading Standby Data

34-22-01 Standby Compass Indicator.....	A
34-22-02 Standby Compass Lighting.....	B
34-22-03 Standby Horizon Indicator.....	C

MI-34-23 Integrated Standby Instrument System (ISIS)

34-23-01 ISIS Altitude Indication.....	A
34-23-02 ISIS Airspeed Indication.....	B
34-23-03 ISIS Bugs Indication.....	C
34-23-04 ISIS Attitude Indication	D
34-23-05 ISIS ILS Indication.....	E
34-23-06 ISIS Mach Number Indication.....	F

MI-34-30 Landing and Taxiing Aid

34-30-04 Instrument Landing System (ILS)	A
--	---



DRAGONAIR

A320/A321
MINIMUM EQUIPMENT LIST

MEL ITEMS
PRELIMINARY PAGES - TABLE OF CONTENTS

MI-34-40 GPWS/TAWS, Radio Altimeter, TCAS, Weather Radar

34-40-01-01 Ground Proximity Warning System (GPWS).....	A
34-40-01-02 Terrain Awareness and Warning System (TAWS).....	B
34-40-02 Radio Altimeter Automatic Callout.....	C
34-40-03 Radio Altimeter System.....	D
34-40-04 Traffic Collision Avoidance System (TCAS).....	E
34-40-05 Weather Radar System.....	F
34-40-06 Predictive Windshear Detection Function.....	G
34-40-07 PULL UP-GPWS pb-sw	H

MI-34-50 ATC and Radio/GPS Navigation Systems

34-50-01 ATC	A
34-50-03 ADF	B
34-50-04 DME	C
34-50-05 VOR	D
34-50-06 MARKER.....	E
34-50-07 DDRMI	F
34-50-08 RMI ADF	G
34-50-09 Global Positioning System (GPS).....	H

MI-35 Oxygen

MI-35-01 Overhead Panels

MI-35-01-01 OXYGEN Overhead Panel

35-01-01-01 CREW SUPPLY pb-sw OFF light	A
35-01-01-02 PASSENGER SYS ON light	B
35-01-01-31 MANUAL Control of the MASK MAN ON pb	C
35-01-01-32 AUTO Control of the MASK MAN ON pb	D

MI-35-07 Indications on the DOOR/OXY SD page


35-07-01 Crew OXY High Pressure Indication on the DOOR/OXY SD page	A
35-07-02 Crew Oxygen REGUL LO PR Indication on the DOOR/OXY SD page	B

MI-35-10 Crew Oxygen

35-10-01 Crew Oxygen Mask.....	A
35-10-02 Crew Oxygen Mask Microphone.....	B
35-10-03 Exterior Crew Oxygen Overpressure Indicator Disc (Green Disc).....	C

MI-35-20 Passenger Oxygen

35-20-01 Passenger Oxygen Unit.....	A
35-20-03 Lavatory Oxygen Unit.....	B
35-20-04 Galley Oxygen Unit.....	C
35-20-05 Manual Release Tool.....	D

 DRAGONAIR A320/A321 MINIMUM EQUIPMENT LIST	MEL ITEMS PRELIMINARY PAGES - TABLE OF CONTENTS
--	--

MI-35-30 Portable Oxygen

35-30-01 Flight Crew Portable Device.....	A
35-30-02-01 Cabin Attendants Portable Device -PBE	B
35-30-02-02 Cabin Attendants Portable Device - Portable Oxygen.....	C

MI-36 Pneumatic

MI-36-00 MAINTENANCE Message on the STATUS SD page

36-00-01 AIR BLEED MAINTENANCE Message	A
--	---

MI-36-01 AIR COND Overhead Panel

36-01-01 ENG BLEED pb-sw FAULT light.....	A
36-01-02 ENG BLEED pb-sw OFF light.....	B
36-01-03 APU BLEED pb-sw FAULT light.....	C
36-01-04 APU BLEED pb-sw ON light.....	D

MI-36-07 Indications on the BLEED SD page

36-07-01 APU Bleed Valve Indication on the BLEED SD page	A
36-07-02 Engine Bleed Valve Indication on the BLEED SD page.....	B
36-07-03 Engine Bleed HP Valve Indication on the BLEED SD page.....	C
36-07-04 Engine Bleed Precooler Inlet Pressure Indication on the BLEED SD page.....	D
36-07-05 Engine Bleed Precooler Outlet Temperature Indication on the BLEED SD page.....	E
36-07-06 X Bleed Valve Indication on the BLEED SD page.....	F

MI-36-11 Engine Bleed Air Supply System

36-11-01 Engine Bleed Air Supply System.....	A
36-11-02 Engine Bleed Valve (PRV)	B
36-11-03 Engine Bleed Overpressure Valve.....	C
36-11-04 Engine Bleed Fan Air Valve.....	D
36-11-05 Engine Bleed Air Precooler.....	E
36-11-06 Engine Bleed IP Check Valve	F
36-11-07 Engine Bleed HP Valve	G
36-11-08 Bleed Monitoring Computer (BMC)	H

MI-36-12 APU Bleed Air Supply and Crossbleed Systems

36-12-01 APU Bleed Air Supply System.....	A
36-12-02 APU Bleed Valve	B
36-12-03 APU Bleed Check Valve	C
36-12-04 Automatic Control of the X Bleed Valve.....	D

MI-36-22 Leak Detection Loop

36-22-01 Pylon Leak Detection System.....	A
36-22-02 Wing Leak Detection System.....	B
36-22-03 APU Leak Detection Loop.....	C



DRAGONAIR

A320/A321
MINIMUM EQUIPMENT LIST

MEL ITEMS
PRELIMINARY PAGES - TABLE OF CONTENTS

MI-46 Information Systems

MI-46-21 Air Traffic and Information Management System

46-21-01 Air Traffic Service Unit (ATSU).....A

MI-47 Inert Gas System

MI-47-00 MAINTENANCE Message on the STATUS SD page

47-00-01 FUEL INERT MAINTENANCE Message.....A

MI-49 Airborne Auxiliary Power

MI-49-00 MAINTENANCE Message on the STATUS SD page

49-00-01 APU MAINTENANCE Message.....A

MI-49-01 APU Overhead Panel

49-01-01 APU MASTER SW pb-sw FAULT light.....A

49-01-02 APU MASTER SW pb-sw ON light.....B

49-01-03 APU START pb-sw AVAIL light.....C

49-01-04 APU START pb-sw ON light.....D

MI-49-07 Indications on the APU SD page

49-07-01 Indications on the APU SD page.....A

MI-49-10 Power Plant

49-10-01 Power Plant (APU)A

49-10-02 APU Air Intake FlapB

MI-52 Doors

MI-52-01 Overhead Panels

MI-52-01-01 CKPT DOOR CONT Normal Overhead Panel

52-01-01-01 CHAN (1, 2) LED s on the CKPT DOOR CONT Overhead PanelA

52-01-01-02 STRIKE (TOP, MID, BOT) LED s on the CKPT DOOR CONT Overhead PanelB

52-01-01-03 Pressure Rate Sensor on the CKPT DOOR CONT Overhead Panel.....C

MI-52-07 Indications on the DOOR/OXY SD page

52-07-01 Passenger Door Permanently Indicated Open on the DOOR/OXY SD pageA

52-07-01 Passenger Door/Emergency Exit Permanently Indicated Open on the DOOR/OXY SD pageB

52-07-02 Passenger Door Permanently Indicated Closed on the DOOR/OXY SD pageC


52-07-02 Passenger Door/Emergency Exit Permanently Indicated Closed on the DOOR/OXY SD pageD

52-07-03 Overwing Emergency Exit Permanently Indicated Open on the DOOR/OXY SD pageE

52-07-04 Overwing Emergency Exit Permanently Indicated Closed on the DOOR/OXY SD pageF

52-07-05 Cargo Door Indication on the DOOR/OXY SD pageG

52-07-06 Avionics Compartment Access Door Indication on the DOOR/OXY SD pageH

 DRAGONAIR A320/A321 MINIMUM EQUIPMENT LIST	MEL ITEMS PRELIMINARY PAGES - TABLE OF CONTENTS
--	--

MI-52-10 Passenger/Crew Door

52-10-01 Cabin Passenger Door and Emergency Exits.....	A
52-10-02 Overwing Emergency Exit.....	B
52-10-03 Passenger Exit Stop Fitting.....	C
52-10-04 Door Damper Function.....	D
52-10-05 Door Emergency Opening Function.....	E
52-10-06 DOOR PRESS LOW Message on the Programming and Test Panel (PTP) STATUS Page.....	F
52-10-06 CHECK DOOR PRESSURE Message on the Flight Attendant Panel (FAP).....	G
52-10-07 Passenger Door Stay Mechanism.....	H
52-10-08 CABIN PRESSURE light (on Doors).....	I

MI-52-30 Cargo Door

52-30-01 Cargo Door (FWD, AFT and BULK) Inoperative.....	A
52-30-02 Cargo Door Actuator.....	B
52-30-03 Cargo Door Electrical Control.....	C
52-30-04 Cargo Door Locking Hooks and Spools (Rollers).....	D
52-30-05 Cargo Door Hand Pump.....	E
52-30-06 Cargo Door Drift Pin.....	F
52-30-07 Cargo Doors Open/Locked Indicator light	G

MI-52-33 Bulk Cargo Compartment Door

52-33-01 Cargo Door Balance Mechanism.....	A
--	---

MI-52-51 Reinforced Cockpit Door (CDLS)

52-51-03 CDLS Buzzer	A
52-51-04 CDLS Keypad	B
52-51-05 CDLS Keypad Green and Red LED s	C
52-51-06 CDLS Door Release Strike (Catch, Spring, Solenoid, Bolt)	D
52-51-07 CDLS Deadbolt.....	E

MI-52-53 COCKPIT DOOR Panel on the Center Pedestal

52-53-01 COCKPIT DOOR FAULT light	A
52-53-02 COCKPIT DOOR OPEN light	B
52-53-03 LOCK Function of the COCKPIT DOOR sw	C
52-53-04 UNLOCK Function of the COCKPIT DOOR sw	D

MI-56 Windows

MI-56-10 Cockpit

56-10-01 Front Windshield.....	A
56-10-02 Lateral Fixed/Sliding Window.....	B
56-10-03 Sliding Window Opening/Closing Mechanism.....	C

MI-56-20 Cabin

56-20-01 Cabin Window.....	A
----------------------------	---



DRAGONAIR

A320/A321
MINIMUM EQUIPMENT LIST

MEL ITEMS
PRELIMINARY PAGES - TABLE OF CONTENTS

MI-70 Engine

MI-70-00 MAINTENANCE Messages on the STATUS SD page

70-00-01 ENG FADEC MAINTENANCE Message.....	A
70-00-02 ENG EIU MAINTENANCE Message.....	B
70-00-03 ENG EVMU MAINTENANCE Message.....	C

MI-73 Engine Fuel and Control

MI-73-07 Indications on the ENGINE SD page

73-07-01 F. USED Indication on the ENGINE SD page	A
73-07-02 Fuel Filter Clog Indication on the ENGINE SD page.....	B

MI-73-08 Indications on the EWD

73-08-01 Fuel Flow Indication on the EWD	A
--	---

MI-73-09 ECAM Alert

73-09-01 ENG 1(2) FUEL FILTER CLOG Alert.....	A
---	---

MI-73-10 Distribution

73-10-04 Engine HP Fuel Valve.....	A
------------------------------------	---

MI-73-20 Controlling

73-20-01 Flex Takeoff Mode.....	A
73-20-04 EPR Control Mode	B
73-20-05 Minimum Idle on Ground.....	C
73-20-06 EEC ACFT 28V Power Supply.....	D

MI-74 Ignition

MI-74-07 Indications on the ENGINE SD page

74-07-01 Selected Igniter Indication on the ENGINE SD page	A
--	---

MI-74-09 ECAM Alert

74-09-01 ENG 1(2) IGN A(B)(A+B) FAULT Alert.....	A
--	---

MI-74-31 Ignition Starting and Continuous Relight

74-31-01 Ignition System A.....	A
74-31-02 Ignition System B.....	B

MI-76 Engine Controls

MI-76-11 Throttle Control

76-11-01 Thrust lever Position Sensor.....	A
--	---

MI-77 Engine Indicating

MI-77-07 Indications on SD pages

MI-77-07-01 Indications on the CRUISE SD page

77-07-01-01 N1 Vibration Indication on the CRUISE SD page	A
77-07-01-02 N2 Vibration Indication on the CRUISE SD page	B
77-07-01-03 F. USED (Fuel Used) Indication on the CRUISE SD page	C
77-07-01-04 OIL QT (Oil Quantity) Indication on the CRUISE SD page	D

MI-77-07-02 Indications on the ENGINE SD page

77-07-02-01 Engine Bleed Pressure Indication on the ENGINE SD page	A
77-07-02-02 Fuel Filter Clog Indication on the ENGINE SD page	B
77-07-02-03 Fuel Used Indication on the ENGINE SD page	C
77-07-02-04 Nacelle Temperature Indication on the ENGINE SD page.....	D
77-07-02-05 N1 Vibration Indication on the ENGINE SD page	E
77-07-02-06 N2 Vibration Indication on the ENGINE SD page	F
77-07-02-07 Oil Filter Clog Indication on the ENGINE SD page	G
77-07-02-08 Oil Pressure Indication on the ENGINE SD page	H
77-07-02-09 Oil Quantity Indication on the ENGINE SD page	I
77-07-02-10 Oil Temperature Indication on the ENGINE SD page	J
77-07-02-11 Selected Igniter Indication on the ENGINE SD page	K
77-07-02-12 Start Valve Position Indication on the ENGINE SD page	L

MI-77-08 Indications on the EWD

77-08-01 EGT Indication on the EWD.....	A
77-08-02 EPR Indication on the EWD	B
77-08-03 Fuel Flow Indication on the EWD	C
77-08-04 N1 Indication on the EWD.....	D
77-08-05 N2 Indication on the EWD.....	E

MI-78 Exhaust

MI-78-08 Indications on the EWD

78-08-01 REV Indication on the EWD	A
--	---

MI-78-30 Thrust Reversers

78-30-01 Thrust Reverser.....	A
78-30-02 Thrust Reverser Inhibition Relay sw	B
78-30-03 Thrust Reverser Shutoff Valve.....	C



DRAGONAIR

A320/A321
MINIMUM EQUIPMENT LIST

MEL ITEMS
PRELIMINARY PAGES - TABLE OF CONTENTS

MI-79 Oil

MI-79-07 Indications on the ENGINE SD page

79-07-01 CLOG Indication on the ENGINE SD page.....	A
79-07-02 Oil Pressure Indication and Advisory on the ENGINE SD page	B
79-07-03 Oil Quantity Indication on the ENGINE SD page	C
79-07-04 Oil Temperature Indication on the ENGINE SD page.....	D

MI-79-09 ECAM Alerts

79-09-01 ENG 1(2) OIL LO PR Alert	A
79-09-03 ENG 1(2) BEARING 4 OIL SYS Alert.....	B

MI-79-20 Distribution

79-20-01 Air Cooled Oil Cooler (ACOC) Modulating Valve	A
--	---

MI-80 Starting

MI-80-01 ENG MAN START Overhead Panel

80-01-31 ENG MAN START pb-sw	A
------------------------------------	---

MI-80-07 Indication on the ENGINE SD page


80-07-01 Start Valve Position Indication on the ENGINE SD page	A
--	---

MI-80-11 Pneumatic Starter and Valve System

80-11-01 Start Valve.....	A
---------------------------	---

MI-80-12 ENG MASTER Panel on the Center Pedestal

80-12-01 FAULT light on the ENG MASTER Panel.....	A
---	---

 DRAGONAIR A320/A321 MINIMUM EQUIPMENT LIST	MEL ITEMS 00 - PREAMBLE 00-01 - Approval Reference
--	--

MEL APPROVAL REFERENCE

Ident.: MI-00-01-00010655.0001001 / 29 NOV 11

Applicable to: ALL

MINIMUM EQUIPMENT LIST	REVISION
	21 Mars 2011

APPROVAL REFERENCE
APPROVED BY: EASA Approval date: 27 JUN 11 Approval reference: 0010002556-001 Approved by: Colin HANCOCK – EASA - Flight Standards Certification

This Master Minimum Equipment List (MMEL) is accepted by the European Aviation Safety Agency (EASA) at the above approval date and is recommended for approval as the basis for the preparation and approval of the individual Operator's Minimum Equipment List (MEL) for aircraft of this Type, as certificated by the EASA and operated under the jurisdiction of EASA member States National Authorities.

MEL dated 1st December 2011 is linked to the Airbus MMEL approved on the 27th of June 2011 and issued in the 19th of July with the above EASA approval reference.



DRAGONAIR

A320/A321


MINIMUM EQUIPMENT LIST

MEL ITEMS

00 - PREAMBLE

00-01 - Approval Reference

Intentionally left blank

 <p>DRAGONAIR A320/A321 MINIMUM EQUIPMENT LIST</p>	<p>MEL ITEMS 00 - PREAMBLE 00-02 - Introduction to the MEL</p>
--	--

INTRODUCTION TO THE MEL

Ident.: MI-00-02-00012616.0001001 / 29 NOV 11

Applicable to: ALL

The Minimum Equipment List (MEL) is based on the Master Minimum Equipment List (MMEL). The MEL shall not deviate from any applicable Airworthiness Directive or any other Mandatory Requirement.

The MEL is a document that lists the system, function, or equipment which may be temporarily inoperative, subject to certain conditions, while maintaining an acceptable level of safety. It does not contain obviously required items such as wings, flaps, and rudders.

ALL ITEMS RELATED TO THE AIRWORTHINESS OF THE AIRCRAFT AND NOT INCLUDED IN THE MMEL ARE AUTOMATICALLY REQUIRED TO BE OPERATIVE FOR DISPATCH.

Likewise items required by Air Navigation legislation and/or Additional Certification Requirements as appropriate which are not listed, must be operative.

Non-safety related equipment such as galley equipment and passenger convenience items need not be listed.

It is important that repairs be accomplished at the earliest opportunity.

Suitable conditions and limitations in the form of placards, maintenance procedures, crew operational procedures, and other restrictions are necessary in the MEL to ensure that an acceptable level of safety is maintained.

When an item is discovered to be inoperative, it is reported by making an entry in the technical logbook. The item is then either rectified or may be deferred per the MEL before further operation. MEL conditions and limitations do not relieve the operator from determining that the aircraft is in a fit condition for safe operation with items inoperative.

The provisions of the MEL are applicable until the aircraft commences the flight. Any decision to continue a flight following a failure or unserviceability which becomes apparent after the commencement of a flight must be subject to pilot judgment and good airmanship. The Commander may continue to make reference to and use the MEL as appropriate.

By approval of the MEL, the Authority permits dispatch of the aircraft for revenue, ferry, or training flights with certain items inoperative provided an acceptable level of safety is maintained by use of appropriate operational or maintenance procedures, by transfer of the function to another operating system, or by reference to other instruments or system providing the required information.

GENERAL POLICY

Ident.: MI-00-02-20802011.9001001 / 29 NOV 11

Applicable to: ALL

In compiling this MEL, it has been assumed that deficiencies would be correctly determined and not accompanied by some other hidden defect.

Every effort must be made to ensure this basic assumption is correct when faced with a defect.



DRAGONAIR

A320/A321
MINIMUM EQUIPMENT LIST

MEL ITEMS

00 - PREAMBLE

00-02 - Introduction to the MEL

It is essential that maintenance staff make every endeavour (when available and within the limitations of the station and the scheduled times on ground) to rectify all defects.

Precautions to be taken prior to an aeroplane being released to any lesser equipment standard than basic are as follows:

- a. The Commander must be fully acquainted with the proposed limitation.
- b. Consideration must be given to isolating defective equipment from the remainder of the system by reference to the procedures contained in this MEL .
- c. Any unserviceable equipment in the aeroplane must be clearly and unmistakably labeled as defective.
- d. Any action taken must be clearly entered in the Aircraft Technical Log and certified by the individual concerned.

It should be appreciated that occasions may arise where equipment not included in this list can be unserviceable without the responsible maintenance personnel considering that the aeroplane is unserviceable for flight.

No flight shall take place with any item of aircraft equipment inoperative or outside the requirements of the MEL if, in the opinion of the Commander, the lack of such equipment or the relaxing of an Operations Manual requirement will jeopardize the safe conduct of the flight.

Commanders should make every endeavour to radio/ACARS details of defects to stations before arrival, as this can greatly assist in minimising subsequent late departures by the positioning of spares and labour.


The amendment procedure for this Minimum Equipment List is contained in the Dragonair MEL *Refer to HOW MEL Revision Procedure* .All proposals for amendment must be submitted to Dragonair Operations on Form KA/OPS1.

This MEL is based upon the following documentation:

DGAC Approved Airbus Industrie A320 and A321 MMEL .

The Air Navigation (Hong Kong) Order 1995 and Airworthiness Notices.

The HKAR MMEL/MEL CAD 549.

 <p>DRAGONAIR A320/A321 MINIMUM EQUIPMENT LIST</p>	<p>MEL ITEMS 00 - PREAMBLE 00-03 - Criteria for Dispatch</p>
--	--

CRITERIA FOR DISPATCH

Ident.: MI-00-03-00012617.0001001 / 29 NOV 11

Applicable to: ALL

The decision of the Commander of the flight to have inoperative items corrected before the flight will take precedence over the provisions contained in the MEL. The Commander may request requirements above the minimum listed, whenever in his judgment such added equipment is essential to the safety of a particular flight under the special condition prevailing at the time. It is emphasised that the existence of these lists in no way absolves the Commander from ensuring that an aeroplane is safe for flight and, as previously, the decision of the Commander regarding acceptance of the aeroplane is final, as specified in the Air Navigation (Hong Kong) Order. The MEL cannot take into account all multiple unserviceabilities. Therefore, before dispatching an aircraft with multiple MEL items inoperative, it must be assured that any interface or inter-relationship between inoperative items will not result in a degradation in the level of safety and/or an undue increase in crew workload. It is particularly in this area of multiple discrepancies and especially discrepancies in related systems, that good judgment, based on the circumstances of the case, including climatic and en-route conditions, must be used.

The MEL does not anticipate the effects of combinations of apparently unrelated unserviceabilities or allow for situations where systems are made inoperative for special purposes such as demonstration, flight test or crew training. Other provisions may apply to positioning or ferrying flights but these may not necessarily be included in the MEL.

The MEL indicates that a decision to operate the aircraft with multiple unserviceabilities should only be made after due consideration of possible interrelated or additive efforts and, if necessary, following consultation with appropriate engineering specialists.

OPERATIONS OUTSIDE THE CONDITIONS OF THE MEL

Ident.: MI-00-03-20801728.9001001 / 29 NOV 11

Applicable to: ALL

1. Dragonair is approved by the HKCAD to implement Special Procedures (know as Operations Dispensation) in accordance with HKAR-MMEL/MEL to operate outside the conditions of the MEL.
2. Commanders requesting approval to operate outside the MEL should contact the Integrated Operations Centre in the first instance.
3. In the case where approval is sought, procedures in the Operations Manual Part A 2.6 and the Integrated Operations Centre Policy and Procedures Manual must be followed.
4. In the case where approval to operate outside the MEL is granted, any conditions specified in the approval must be complied with.



DRAGONAIR

A320/A321


MINIMUM EQUIPMENT LIST

MEL ITEMS

00 - PREAMBLE

00-03 - Criteria for Dispatch

Intentionally left blank

 <p>DRAGONAIR A320/A321 MINIMUM EQUIPMENT LIST</p>	<p>MEL ITEMS 00 - PREAMBLE 00-04 - Maintenance Action</p>
--	---

MAINTENANCE ACTION

Ident.: MI-00-04-00012619.0001001 / 29 NOV 11

Applicable to: ALL

Every effort shall be made by the maintenance to correct all technical defects as early as practicable and that the aircraft be released from a maintenance station in fully operational condition. The Commander must be informed by the maintenance as soon as practicable, should it be impossible to rectify the inoperative item before the dispatch.

Whenever an aircraft is released by the maintenance for dispatch with items inoperative, the following is required:

- The technical logbook aboard the aircraft must contain a detailed description of the inoperative item(s), special advice to the flight crew, if necessary, and information about corrective action taken.
- When they are accessible to the crew in flight, the control(s), and/or indicator(s) related to inoperative system(s), function(s) or component(s) must be clearly placarded.

- Note:
1. *To the extent practical, placards should be located adjacent to the control or indicator for the item affected, unless otherwise specified.*
 2. *If inadvertent operation could produce a hazard, such equipment must be rendered inoperative (physically) as given in the appropriate Maintenance Procedure.*
 3. *The relevant Operational Procedures are contained in the MEL.*
 4. *The relevant Maintenance Procedures are contained in the Aircraft Maintenance Manual.*



DRAGONAIR

A320/A321


MINIMUM EQUIPMENT LIST

MEL ITEMS

00 - PREAMBLE

00-04 - Maintenance Action

Intentionally left blank

 <p>DRAGONAIR A320/A321 MINIMUM EQUIPMENT LIST</p>	<p>MEL ITEMS 00 - PREAMBLE 00-05 - Repair Interval</p>
--	--

REPAIR INTERVAL

Ident.: MI-00-05-00012620.0001001 / 29 NOV 11

Applicable to: ALL

Inoperative items, deferred in accordance with the MEL, must be rectified at or before the expiration of the repair interval that is established by the following letter designators given in the "Repair Interval" column.

Repair Interval A : No standard interval is specified, however, items in this category shall be rectified in accordance with the dispatch conditions stated in the MEL.

Where a time period is specified in calendar days, it shall start at 00:01 on the calendar day following the day of discovery.

Where a time period is specified in number of flights or flight hours, it shall start at the beginning of the first flight following the discovery of the failure.

Repair Interval B : Items in this category shall be rectified within **three (3) consecutive calendar days**, excluding the day of discovery.

Repair Interval C : Items in this category shall be rectified within **ten (10) consecutive calendar days**, excluding the day of discovery.

Repair Interval D : Items in this category shall be rectified within **sixty (60) consecutive calendar days**, excluding the day of discovery.

The start of the rectification interval is the date the "Aircraft Release" box is signed and not the date that the ADD was entered.

Excluding Main Base (HKG), the aircraft may dispatch for flight, and land after expiry of original or extended Time Limit period, provided the Release for Service for that sector has been signed during the period of validity.



DRAGONAIR

A320/A321


MINIMUM EQUIPMENT LIST

MEL ITEMS

00 - PREAMBLE

00-05 - Repair Interval

Intentionally left blank

 <p>DRAGONAIR A320/A321 MINIMUM EQUIPMENT LIST</p>	<p>MEL ITEMS 00 - PREAMBLE 00-06 - Repair Interval Extension</p>
--	--

REPAIR INTERVAL EXTENSION

Ident.: MI-00-06-00012621.0001001 / 29 NOV 11

Applicable to: ALL

- a. The approved Dragonair “MEL Rectification Interval Extension Scheme” (refer EOMP 4-21-1) provides for a one time extension to calendar day rectification interval for an additional period of time equal to a maximum duration as that specified in the MEL and are authorized by CX MQA.
- b. An extension of a rectification interval is a temporary extension of the “Calendar Day” period laid down in the MEL for Category ‘B’, ‘C’ and ‘D’. No extension can be made for CAT ‘A’ items under this scheme.
- c. The original Maintenance Log ADD or PADD or SADD number will be retained. A Maintenance Log entry will be made at the time of the MEL extension issue. The MEL extension authority number and new expiry date will be entered into the repair extension column of the ADD page.
- d. Extensions outside of this scheme can only be issued and approved by HK CAD and the request for such extensions must originate from within CX Engineering Department.

REPEAT DEFECT DEFERRAL

Ident.: MI-00-06-20802010.9001001 / 29 NOV 11

Applicable to: ALL

In the event of a defect recurring within the first 2 flights after clearing an ADD for the same defect. The fault shall be rectified or, if deferring under the same MEL reference, the defect shall be back dated to the start date of the original ADD.



DRAGONAIR

A320/A321


MINIMUM EQUIPMENT LIST

MEL ITEMS

00 - PREAMBLE

00-06 - Repair Interval Extension

Intentionally left blank

 <p>DRAGONAIR A320/A321 MINIMUM EQUIPMENT LIST</p>	<p>MEL ITEMS 00 - PREAMBLE 00-07 - Definitions</p>
--	--

DEFINITIONS

Ident.: MI-00-07-00012622.0001001 / 29 NOV 11

Applicable to: ALL

- Apply : The conditions/restrictions of the referenced item are required for dispatch and operation of the aircraft for the intended flight.
- Authority : The Civil Aviation Department (Hong Kong).
- Calendar day : A 24 hour period from midnight to midnight based on UTC.
- Centralized Fault Display: System (CFDS) : The Centralised Fault Display System indicates the identity of a faulty system. The failures are classified into three categories as follows:
- Class I : Failures which are indicated to the flight crew by means of the ECAM or local warnings which require reference to the MEL.
 - Class II : The crew is informed of Class II failures on the ECAM STATUS pages by the MAINT STATUS (white) which only shows the system affect by a Class II failure. No warning or caution messages on the upper ECAM display and no local warning occurs. Although these failures are go without condition, they are listed with the corresponding ECAM message at the top of each ATA chapter and must be repaired within 10 days.
 - Class III : Failures detected by the CFDS which are not indicated to the flight crew by the ECAM STATUS. Only the CFDS knows the existence of Class III failures. They can be left uncorrected until the next adequate maintenance opportunity. Interrogation of the CFDS messages is accomplished in accordance with the requirements of the Approved A320 Maintenance Schedule.
- Considered inoperative : The listed item of equipment must be treated as inoperative. Therefore, the “considered inoperative” MEL item must also be entered in the Log and the associated dispatch conditions must be applied, including the respective (o) and (m) procedures if any. The shorter rectification interval between the initial inoperative item and the “considered inoperative” item shall be applied.



DRAGONAIR


A320/A321
MINIMUM EQUIPMENT LIST

MEL ITEMS

00 - PREAMBLE

00-07 - Definitions

- Day of Discovery : The calendar day a malfunction/defect was recorded in the Aircraft Technical Log Book. This date is calculated from the Certificate of Release to Service (CRS) sign-off date of the defect deferral in the Technical Log Book.
- Daylight operations : Period between the beginning of the morning civil twilight and the end of the evening civil twilight relevant to the local aeronautical airspace; or
such other period, as may be prescribed by the appropriate Authority.
- Dispatch : The point at which an aircraft first moves under its own power for the purpose of commencing a flight.
- Note: *The definition above is in accordance with that given in Article 98(3)(a) of the AN(HK)O and it is at the point of dispatch that the provisions of the MEL cease to apply. They come into effect again when the aircraft next comes to rest the end of it flight.*
- It is within the authority of the Commander to accept a defect without consulting a ground engineer after the doors are closed, provided the defect does not require a maintenance procedure (m) and it is covered in the MEL.
- If a failure occurs during the taxi phase before the start of the takeoff roll, any decision to continue the flight shall be subject to pilot judgement and good airmanship. The applicable ECAM/FCOM procedure shall be actioned and the Commander should refer to the MEL before any decision to continue the flight is taken.
- ER/ETOPS : Refers to “extended range” operations which may be defined as “operation of a two-engine aeroplane over a route that contains a point farther than one hour flying time at the normal one-engine inoperative cruise speed (in still air) from an adequate airport”.
- Note: *Hong Kong Dragon Airlines Ltd A320/1 do not operate ER/ETOPS routes at the present time, information is included for possible future use.*
- Extended Overwater Flight : Refers to an operation overwater at a horizontal distance of more than 50 nautical miles from the nearest shoreline.

 <p>DRAGONAIR A320/A321 MINIMUM EQUIPMENT LIST</p>	<p>MEL ITEMS 00 - PREAMBLE 00-07 - Definitions</p>
--	--

Flammable or combustible material	<p>: Material which is capable of catching fire and burning.</p> <p>Where loading of flammable or combustible material is prohibited, no material may be loaded except the following: cargo handling equipment (Unloaded, empty or with ballast), fly away kits (excluding e.g. cans of hydraulic fluid, cleaning solvents, batteries, capacitors, chemical generators, etc.), and in-flight service material (Return catering - only closed catering trolleys/boxes, no newspapers, no alcohol or duty free goods).</p> <p><i><u>Note:</u> If serviceable tires are included, they should only be inflated to a minimum pressure that preserves their serviceability.</i></p>
Flight	<p>: One "flight" is defined as the period of time that begins the moment at which an aircraft begins to move by its own means in preparation for takeoff, continues during takeoff and the applicable flight phases, and ends when the aircraft lands and comes to a complete stop in its parking area.</p>
Flight Day	<p>: A twenty four (24) hour period (from midnight to midnight) during which at least one flight is scheduled for the affected aeroplane.</p>
Flight Hour	<p>: The time from the moment an aeroplane leaves the surface of the earth until it touches it at the next point of landing.</p>
Icing Conditions	<p>: <i>Refer to AFM/LIM-GEN Icing Conditions Definition.</i></p>
Inoperative	<p>: The listed item of equipment is unserviceable or malfunctioning to the extent that it does not accomplish its intended purpose, or is not consistently functioning within its designed operating limits or tolerances.</p> <p>Some systems have been designed to be fault tolerant and are monitored by digital computers which transmit fault messages to the CFDS. The presence of this category of fault messages does not mean that the system is inoperative.</p>
LVO (Low Visibility Operations)	<p>: Procedures applied at airfields when the RVR is less than 400m for Takeoff and less than 550m for Approach and Landing. The DH for CAT II is not less than 100ft and for CAT IIIA is not less than 50ft.</p>
Normal Conditions	<p>: That all aircraft systems are operative for the initial performance calculations.</p>
Operates Normally	<p>: The specified item or system has no current malfunctions displayed or recorded in the Technical log. A specific check to confirm normal operation is not required unless detailed in the associated Operating or Maintenance Procedures of the MEL.</p>



DRAGONAIR


A320/A321
MINIMUM EQUIPMENT LIST

MEL ITEMS

00 - PREAMBLE

00-07 - Definitions

- ... provided that system X is operative : The system X must not be reported to be inoperative in the logbook.
- ... provided that system X is checked operative : The system X must be checked and confirmed operative via either an (o) and/or an (m) procedure.
- Regulations : The applicable portion(s) of the Air Navigation (Hong Kong) Order.
- Required cabin attendant seat : A seat required to be occupied by a cabin attendant during critical phases of flight.
- The following are nominated as required seat:
- A320: L1, and L1A, and L2, and Swivel.
- A321: L1/L1A, and L2, and L3/R3, and L4/Swivel.
- Refer to : The referenced item may have an impact on the dispatch or operation of the aircraft for the intended flight.
- System : The group of directly related components which together performs a specified function, for example 'RPM Indication System' which would include the RPM indicator, tachometer generator, circuit breaker and associated circuitry.
- Visible Moisture : An atmospheric environment containing water in any form that can be seen in natural or artificial light, i.e. clouds, fog, rain, sleet, hail, snow.
- "VMC" (Visual Meteorological Conditions) and "IMC" (Instrument Meteorological conditions) : The definition of these items are those used in Article 64, Section I of the AN(HK)O - Rules of the Air.

 <p>DRAGONAIR A320/A321 MINIMUM EQUIPMENT LIST</p>	<p>MEL ITEMS 00 - PREAMBLE 00-08 - ECAM and MAINTENANCE STATUS</p>
--	--

ECAM AND MAINTENANCE STATUS

Ident.: MI-00-08-00012623.0003001 / 29 NOV 11

Applicable to: B-HSO, B-HSP, B-HSQ, B-HSR

ECAM

The A320 Family aircraft is equipped with the Electronic Centralized Aircraft Monitoring (ECAM) which provides different levels of aircraft systems monitoring messages:

- ECAM warning
- ECAM advisory
- ECAM caution
- ECAM memo

ECAM warning and ECAM caution messages are listed in the " MEL Entries" section.

ECAM advisory and ECAM memo messages are not listed in the " MEL Entries".

HANDLING OF MAINTENANCE MESSAGES ON THE STATUS SD page

At the beginning of each ATA chapter of the " MEL Item" section, the related MAINTENANCE messages which may be displayed on the STATUS SD page are listed in the Sub-Chapter "00" with the associated dispatch status.

A MAINTENANCE message indicates the presence of a category of failure which can only be identified by interrogation of the CFDS .

All ECAM Maintenance Status messages that require deferral action must be entered as SADD 's. These SADD 's must be rectified at the first available opportunity but must not exceed 10 days (CAT 'C') interval. This limitation does not apply to the following messages: DAR , DMU , QAR which are Category D (60 days).

Flight Crew handling of ECAM Maintenance Status messages is stipulated in Part A 8.6.

Maintenance Personnel handling is stipulated in the Transit Check sheet item 5.

Dispatch with MAINTENANCE messages displayed on the STATUS SD page is permitted without condition except for the following messages:

- DMC 1/3: *Refer to Item 31-00-05 DMC 1/3 MAINTENANCE Message*
- DMC 2/3: *Refer to Item 31-00-06 DMC 2/3 MAINTENANCE Message*

ECAM AND MAINTENANCE STATUS

Ident.: MI-00-08-00012623.0002001 / 29 NOV 11

Applicable to: B-HSD, B-HSE, B-HSG, B-HSI, B-HSJ, B-HSK, B-HSL, B-HSM, B-HSN, B-HTD, B-HTE, B-HTF, B-HTG, B-HTH, B-HTI

ECAM

The A320 Family aircraft is equipped with the Electronic Centralized Aircraft Monitoring (ECAM) which provides different levels of aircraft systems monitoring messages:



DRAGONAIR

A320/A321
MINIMUM EQUIPMENT LIST

MEL ITEMS

00 - PREAMBLE

00-08 - ECAM and MAINTENANCE STATUS

- ECAM warning
- ECAM advisory
- ECAM caution
- ECAM memo

ECAM warning and ECAM caution messages are listed in the " MEL Entries" section.

ECAM advisory and ECAM memo messages are not listed in the " MEL Entries" section.

HANDLING OF MAINTENANCE MESSAGES ON THE STATUS SD page

At the beginning of each ATA chapter of the " MEL Item" section, the related MAINTENANCE messages which may be displayed on the STATUS SD page are listed in the Sub-Chapter "00" with the associated dispatch status.

A MAINTENANCE message indicates the presence of a category of failure which can only be identified by interrogation of the CFDS .


All ECAM Maintenance Status messages that require deferral action must be entered as SADD's. These SADD's must be rectified at the first available opportunity but must not exceed 10 days (CAT `C') interval. This limitation does not apply to the following messages: DAR , DMU , QAR which are Category D (60 days).

Flight Crew handling of ECAM Maintenance Status messages is stipulated in Part A 8.6.

Maintenance Personnel handling is stipulated in the Transit Check sheet item 5.

Dispatch with MAINTENANCE messages displayed on the STATUS SD page is permitted without condition except for the following messages:

- AIR BLEED: *Refer to Item 36-00-01 AIR BLEED MAINTENANCE Message*
- DMC 1/3: *Refer to Item 31-00-05 DMC 1/3 MAINTENANCE Message*
- DMC 2/3: *Refer to Item 31-00-06 DMC 2/3 MAINTENANCE Message*

 DRAGONAIR A320/A321 MINIMUM EQUIPMENT LIST	MEL ITEMS 21 - AIR CONDITIONING 21-00 - MAINTENANCE Messages on the STATUS SD page
---	--

21-00-01	PACK 1(2) MAINTENANCE Message
-----------------	--------------------------------------

Ident.: MI-21-00-00007458.0001001 / 29 NOV 11

Applicable to: ALL

21-00-01A

Repair interval	Nbr installed	Nbr required	Placard
C	–	–	No

S

Dispatch with this MAINT STATUS is granted.

_____ Reference(s) _____

S

21-00-02	ZONE CONT MAINTENANCE Message
-----------------	--------------------------------------

Ident.: MI-21-00-00007459.0002001 / 29 NOV 11

Applicable to: ALL

21-00-02A

Repair interval	Nbr installed	Nbr required	Placard
C	–	–	No

S

Dispatch with this MAINT STATUS is granted.

_____ Reference(s) _____

S

 DRAGONAIR A320/A321 MINIMUM EQUIPMENT LIST	MEL ITEMS 21 - AIR CONDITIONING 21-00 - MAINTENANCE Messages on the STATUS SD page
---	--

21-00-04	TEMP CTL 1(2) MAINTENANCE Message
-----------------	--

Ident.: MI-21-00-00007461.9001002 / 29 NOV 11
Applicable to: B-HSO, B-HSP, B-HSQ, B-HSR

21-00-04A


Repair interval	Nbr installed	Nbr required	Placard
C	-	-	No

S

Dispatch with this MAINT STATUS is granted.

Reference(s)

S

 DRAGONAIR A320/A321 MINIMUM EQUIPMENT LIST	MEL ITEMS 21 - AIR CONDITIONING 21-01 - Overhead Panels 21-01-01 - AIR COND Overhead Panel
---	---

21-01-01-01	PACK pb-sw FAULT light
--------------------	-------------------------------

Ident.: MI-21-01-01-00007462.0001001 / 22 MAR 10

Applicable to: ALL

21-01-01-01A

Repair interval	Nbr installed	Nbr required	Placard
C	2	0	Yes

One or both may be inoperative.

21-01-01-02	PACK pb-sw OFF light
--------------------	-----------------------------

Ident.: MI-21-01-01-00007463.0001001 / 22 MAR 10

Applicable to: ALL

21-01-01-02A

Repair interval	Nbr installed	Nbr required	Placard
C	2	0	Yes

One or both may be inoperative.

21-01-01-03	HOT AIR pb-sw FAULT light
--------------------	----------------------------------


Ident.: MI-21-01-01-00007464.0001001 / 22 MAR 10

Applicable to: ALL

21-01-01-03A

Repair interval	Nbr installed	Nbr required	Placard
C	1	0	Yes

May be inoperative provided that all zone duct temperature indications are operative on the COND SD page.

 DRAGONAIR A320/A321 MINIMUM EQUIPMENT LIST	MEL ITEMS 21 - AIR CONDITIONING 21-01 - Overhead Panels 21-01-01 - AIR COND Overhead Panel
--	---

21-01-01-04	HOT AIR pb-sw OFF light
--------------------	--------------------------------


Ident.: MI-21-01-01-00007465.0001001 / 22 MAR 10

Applicable to: ALL

21-01-01-04A

Repair interval	Nbr installed	Nbr required	Placard
C	1	0	Yes

May be inoperative.

 DRAGONAIR A320/A321 MINIMUM EQUIPMENT LIST	MEL ITEMS 21 - AIR CONDITIONING 21-01 - Overhead Panels 21-01-02 - CABIN PRESS Overhead Panel
---	--

21-01-02-01	CABIN PRESS MODE SEL pb-sw FAULT light
--------------------	---

Ident.: MI-21-01-02-00007466.0001001 / 22 MAR 10
Applicable to: ALL

21-01-02-01A

Repair interval	Nbr installed	Nbr required	Placard
C	1	0	Yes

May be inoperative.



DRAGONAIR

A320/A321

MINIMUM EQUIPMENT LIST


MEL ITEMS

21 - AIR CONDITIONING

21-01 - Overhead Panels

21-01-02 - CABIN PRESS Overhead Panel

Intentionally left blank

 DRAGONAIR A320/A321 MINIMUM EQUIPMENT LIST	MEL ITEMS 21 - AIR CONDITIONING 21-01 - Overhead Panels 21-01-03 - CARGO VENT Overhead Panel
---	---

21-01-03-02	AFT ISOL VALVE pb-sw FAULT light
--------------------	---

Ident.: MI-21-01-03-00007468.0001001 / 29 NOV 11
Applicable to: B-HTD, B-HTE, B-HTF, B-HTG, B-HTH, B-HTI

21-01-03-02A ETOPS not conducted.

Repair interval	Nbr installed	Nbr required	Placard
D	1	0	Yes

May be inoperative provided that ETOPS is not conducted.

21-01-03-02B Others.

Repair interval	Nbr installed	Nbr required	Placard
D	1	0	Yes

S

May be inoperative provided that isolation valves indications are available on ECAM COND page.

_____ Reference(s) _____

S



DRAGONAIR

A320/A321

MINIMUM EQUIPMENT LIST


MEL ITEMS

21 - AIR CONDITIONING

21-01 - Overhead Panels

21-01-03 - CARGO VENT Overhead Panel

Intentionally left blank

 DRAGONAIR A320/A321 MINIMUM EQUIPMENT LIST	MEL ITEMS 21 - AIR CONDITIONING 21-01 - Overhead Panels 21-01-04 - VENTILATION Overhead Panel
---	--

21-01-04-01	CAB FANS pb-sw OFF light
--------------------	---------------------------------

Ident.: MI-21-01-04-00007469.0001001 / 22 MAR 10

Applicable to: ALL

21-01-04-01A

Repair interval	Nbr installed	Nbr required	Placard
C	1	0	Yes

May be inoperative.

21-01-04-02	BLOWER pb-sw FAULT light
--------------------	---------------------------------

Ident.: MI-21-01-04-00007470.0001001 / 22 MAR 10

Applicable to: ALL

21-01-04-02A

Repair interval	Nbr installed	Nbr required	Placard
C	1	0	Yes

May be inoperative.

21-01-04-03	EXTRACT pb-sw FAULT light
--------------------	----------------------------------

Ident.: MI-21-01-04-00007471.0001001 / 22 MAR 10

Applicable to: ALL

21-01-04-03A

Repair interval	Nbr installed	Nbr required	Placard
C	1	0	Yes

May be inoperative.



DRAGONAIR

A320/A321
MINIMUM EQUIPMENT LIST


MEL ITEMS

21 - AIR CONDITIONING

21-01 - Overhead Panels

21-01-04 - VENTILATION Overhead Panel

Intentionally left blank

 DRAGONAIR A320/A321 MINIMUM EQUIPMENT LIST	MEL ITEMS 21 - AIR CONDITIONING 21-07 - Indications on SD pages 21-07-01 - Indications on the BLEED SD page
--	--

21-07-01-01	Pack Outlet Temperature Indication on the <u>BLEED</u> SD page
--------------------	---

Ident.: MI-21-07-01-00007512.0001001 / 22 MAR 10

Applicable to: ALL

21-07-01-01A

Repair interval	Nbr installed	Nbr required	Placard
C	2	0	No

One or both may be inoperative.

21-07-01-02	Pack Turbine Bypass Valve Position Indication on the <u>BLEED</u> SD page
--------------------	--

Ident.: MI-21-07-01-00007513.0001001 / 22 MAR 10

Applicable to: ALL

21-07-01-02A

Repair interval	Nbr installed	Nbr required	Placard
C	2	0	No

One or both may be inoperative.

21-07-01-03	Pack Compressor Outlet Temperature Indication on the <u>BLEED</u> SD page
--------------------	--

Ident.: MI-21-07-01-00007514.0001001 / 22 MAR 10

Applicable to: ALL

21-07-01-03A

Repair interval	Nbr installed	Nbr required	Placard
C	2	0	No

One or both may be inoperative.

**DRAGONAIR****A320/A321**
MINIMUM EQUIPMENT LIST**MEL ITEMS****21 - AIR CONDITIONING**

21-07 - Indications on SD pages

21-07-01 - Indications on the BLEED SD page

21-07-01-04**Pack Flow Indication on the BLEED SD page**

Ident.: MI-21-07-01-00007515.0001001 / 22 MAR 10

Applicable to: ALL**21-07-01-04A**

Repair interval	Nbr installed	Nbr required	Placard
C	2	0	No

One or both may be inoperative.

21-07-01-05**Pack Flow Control Valve Position Indication on the BLEED SD page**

Ident.: MI-21-07-01-00007516.0001001 / 22 MAR 10

Applicable to: ALL**21-07-01-05A**

Repair interval	Nbr installed	Nbr required	Placard
C	2	0	No

One or both may be inoperative.


21-07-01-06**Emergency Ram Air Inlet Indication on the BLEED SD page**

Ident.: MI-21-07-01-00007517.0001001 / 22 MAR 10

Applicable to: ALL**21-07-01-06A**

Repair interval	Nbr installed	Nbr required	Placard
C	1	0	No

May be inoperative.

 DRAGONAIR A320/A321 MINIMUM EQUIPMENT LIST	MEL ITEMS 21 - AIR CONDITIONING 21-07 - Indications on SD pages 21-07-02 - Indications on the CAB PRESS SD page
--	--

21-07-02-01	INLET and EXTRACT Indications on the CAB PRESS SD page
--------------------	---

Ident.: MI-21-07-02-00007518.0001001 / 22 MAR 10

Applicable to: ALL

21-07-02-01A

Repair interval	Nbr installed	Nbr required	Placard
C	2	0	No

One or both may be inoperative.

Note: During ground operations, correct avionics ventilation should be provided.

21-07-02-02	Pressure Safety Valves Position Indication on the CAB PRESS SD page
--------------------	--

Ident.: MI-21-07-02-00007519.0001001 / 29 NOV 11

Applicable to: ALL

21-07-02-02A

Repair interval	Nbr installed	Nbr required	Placard
C	1	0	No


[S]

(m) Pressure safety valves may be indicated open provided that both valves are visually checked closed.

_____ Reference(s) _____

(m) Refer to AMM 21-31-00-040-004

[S]

 <p>DRAGONAIR A320/A321 MINIMUM EQUIPMENT LIST</p>	<p>MEL ITEMS 21 - AIR CONDITIONING 21-07 - Indications on SD pages 21-07-02 - Indications on the CAB PRESS SD page</p>
---	--

21-07-02-03	Pack 1 and 2 Indications on the CAB PRESS SD page
-------------	--


Ident.: MI-21-07-02-00007520.0001001 / 22 MAR 10

Applicable to: ALL

21-07-02-03A

Repair interval	Nbr installed	Nbr required	Placard
C	2	0	No

One or both may be inoperative.

 DRAGONAIR A320/A321 MINIMUM EQUIPMENT LIST	MEL ITEMS 21 - AIR CONDITIONING 21-07 - Indications on SD pages 21-07-03 - Indications on the COND SD page
--	---

21-07-03-01	Indications on the <u>COND</u> SD page
--------------------	---

Ident.: MI-21-07-03-00007521.0001001 / 22 MAR 10
Applicable to: ALL

21-07-03-01A

Repair interval	Nbr installed	Nbr required	Placard
C	–	0	No

One or more indications may be inoperative.



DRAGONAIR

A320/A321

MINIMUM EQUIPMENT LIST


MEL ITEMS

21 - AIR CONDITIONING

21-07 - Indications on SD pages

21-07-03 - Indications on the COND SD page

Intentionally left blank

 DRAGONAIR A320/A321 MINIMUM EQUIPMENT LIST	MEL ITEMS 21 - AIR CONDITIONING 21-07 - Indications on SD pages 21-07-04 - Indications on the CRUISE SD page
--	---

21-07-04-01	Indications on the <u>CRUISE</u> SD page
--------------------	---

Ident.: MI-21-07-04-00007522.0001001 / 22 MAR 10

Applicable to: ALL

21-07-04-01A

Repair interval	Nbr installed	Nbr required	Placard
C	–	0	No

Cabin and cockpit zone indications may be inoperative.



DRAGONAIR

A320/A321

MINIMUM EQUIPMENT LIST

MEL ITEMS

21 - AIR CONDITIONING

21-07 - Indications on SD pages

21-07-04 - Indications on the CRUISE SD page

Intentionally left blank

 DRAGONAIR A320/A321 MINIMUM EQUIPMENT LIST	MEL ITEMS 21 - AIR CONDITIONING 21-09 - ECAM Alerts
---	---

21-09-01	<u>VENT</u> BLOWER FAULT Alert
-----------------	---------------------------------------

Ident.: MI-21-09-00007523.0001001 / 29 NOV 11
Applicable to: ALL

Note: During ground operations, correct avionics ventilation should be provided.

21-09-01A Blower fan operative

Repair interval	Nbr installed	Nbr required	Placard
C	1	0	No

S

- (o)(m) May be displayed provided that:
- 1) The blower fan is checked operative before each flight, and
 - 2) The VENT AVNCS SYS FAULT alert is checked operative before each flight.

Reference(s)

- (o) Refer to OpsProc 21-09-01A VENT BLOWER FAULT Alert
(m) Refer to AMM 21-26-00-040-010

S

21-09-01B Blower fan inoperative

Repair interval	Nbr installed	Nbr required	Placard
C	1	0	No

May be displayed provided that the avionics blower fan is considered inoperative.
Refer to Item 21-26-01 Avionics Blower Fan

21-09-02	<u>VENT</u> EXTRACT FAULT Alert
-----------------	--

Ident.: MI-21-09-00007524.0001001 / 29 NOV 11
Applicable to: ALL

Note: During ground operations, correct avionics ventilation should be provided.

Continued on the following page



DRAGONAIR

A320/A321
MINIMUM EQUIPMENT LIST**MEL ITEMS****21 - AIR CONDITIONING**

21-09 - ECAM Alerts

*Continued from the previous page***21-09-02A Extract fan operative**

Repair interval	Nbr installed	Nbr required	Placard
C	1	0	No

[S]**(o)** (m) May be displayed provided that:

- 1) The extract fan is checked operative before each flight, and
- 2) The VENT AVNCS SYS FAULT alert is checked operative before each flight.

_____ Reference(s) _____

(o) Refer to OpsProc 21-09-02A VENT EXTRACT FAULT Alert**(m)** Refer to AMM 21-26-00-040-011**[S]****21-09-02B Extract fan inoperative**

Repair interval	Nbr installed	Nbr required	Placard
C	1	0	No

May be displayed provided that the avionics extract fan is considered inoperative.

Refer to Item 21-26-02 Avionics Extract Fan

21-09-03**CAB PR SAFETY VALVE OPEN Alert**

Ident.: MI-21-09-00007525.0001001 / 29 NOV 11

Applicable to: ALL

21-09-03A

Repair interval	Nbr installed	Nbr required	Placard
C	1	0	No

[S]**(m)** May be displayed provided that both safety valves are visually checked closed.

_____ Reference(s) _____

(m) Refer to AMM 21-31-00-040-005**[S]**

 DRAGONAIR A320/A321 MINIMUM EQUIPMENT LIST	MEL ITEMS 21 - AIR CONDITIONING 21-21 - Air Distribution and Recirculation
---	--

21-21-01	Cabin Fan
-----------------	------------------

Ident.: MI-21-21-00007472.0001001 / 22 MAR 10

Applicable to: ALL

21-21-01A

Repair interval	Nbr installed	Nbr required	Placard
C	2	1	No

One may be inoperative.



DRAGONAIR

A320/A321


MINIMUM EQUIPMENT LIST

MEL ITEMS

21 - AIR CONDITIONING

21-21 - Air Distribution and Recirculation

Intentionally left blank

 DRAGONAIR A320/A321 MINIMUM EQUIPMENT LIST	MEL ITEMS 21 - AIR CONDITIONING 21-23 - Lavatory and Galley Ventilation
---	---

21-23-01	Lavatory and Galley Extraction Fan
-----------------	---

Ident.: MI-21-23-00007473.0002001 / 29 NOV 11
Applicable to: ALL

21-23-01B

Repair interval	Nbr installed	Nbr required	Placard
C	1	0	No

S

- (o) May be inoperative provided that all duct temperatures indications for the cabin are operative on the COND SD page .

_____ Reference(s) _____

- (o) *Refer to OpsProc 21-23-01B Lavatory and Galley Extraction Fan*

S



DRAGONAIR

A320/A321


MINIMUM EQUIPMENT LIST

MEL ITEMS

21 - AIR CONDITIONING

21-23 - Lavatory and Galley Ventilation

Intentionally left blank

 <p>DRAGONAIR A320/A321 MINIMUM EQUIPMENT LIST</p>	<p align="center">MEL ITEMS 21 - AIR CONDITIONING 21-26 - Avionics Equipment Ventilation</p>
--	--

21-26-01	Avionics Blower Fan
-----------------	----------------------------

Ident.: MI-21-26-00007474.0001001 / 29 NOV 11
Applicable to: ALL

Note: During ground operation, correct avionics ventilation should be provided.

21-26-01A VENT AVNCS SYS FAULT not displayed

Repair interval	Nbr installed	Nbr required	Placard
C	1	0	Yes

- (o) May be inoperative provided that:
 - 1) The BLOWER pb-sw is set to OVRD, and
 - 2) Both air conditioning packs are operative, and
 - 3) The VENT AVNCS SYS FAULT alert is not displayed.

_____ Reference(s) _____

- (o) Refer to OpsProc 21-26-01A Avionics Blower Fan (VENT AVNCS SYS FAULT Alert not displayed)

21-26-01B Air conditioning inlet valve checked open

Repair interval	Nbr installed	Nbr required	Placard
C	1	0	Yes

S

- (o)(m) May be inoperative provided that:
 - 1) The BLOWER pb-sw is set to OVRD, and
 - 2) Both air conditioning packs are operative, and
 - 3) The air conditioning inlet valve is checked open before each flight.


_____ Reference(s) _____

- (o) Refer to OpsProc 21-26-01B Avionics Blower Fan (Air conditioning inlet valve checked open before each flight)

- (m) Refer to AMM 21-26-00-040-006

S

Continued on the following page

 <p>DRAGONAIR A320/A321 MINIMUM EQUIPMENT LIST</p>	<p>MEL ITEMS 21 - AIR CONDITIONING 21-26 - Avionics Equipment Ventilation</p>
---	---

Continued from the previous page

21-26-01C Avionics ventilation system checked

Repair interval	Nbr installed	Nbr required	Placard
C	1	0	Yes

S

- (o) (m) May be inoperative provided that:
- 1) The BLOWER pb-sw is set to OVRD, and
 - 2) Both air conditioning packs are operative, and
 - 3) The air conditioning inlet valve is secured in the open position, and
 - 4) The avionics ventilation system is checked before each flight.

Reference(s)

- (o) Refer to OpsProc 21-26-01C Avionics Blower Fan (Avionics ventilation system checked before each flight)
- (m) Refer to AMM 21-26-00-040-013

S

21-26-02	Avionics Extract Fan
----------	----------------------

Ident.: MI-21-26-00007475.0001001 / 29 NOV 11

Applicable to: ALL


Note: During ground operation, correct avionics ventilation should be provided.

21-26-02A VENT AVNCS SYS FAULT not displayed

Repair interval	Nbr installed	Nbr required	Placard
C	1	0	Yes

- (o) May be inoperative provided that:
- 1) The blower fan is operative, and
 - 2) The EXTRACT pb-sw is set to OVRD, and
 - 3) Both air conditioning packs are operative, and
 - 4) The VENT AVNCS SYS FAULT alert is not displayed.

Continued on the following page

 DRAGONAIR A320/A321 MINIMUM EQUIPMENT LIST	MEL ITEMS 21 - AIR CONDITIONING 21-26 - Avionics Equipment Ventilation
---	--

Continued from the previous page

Reference(s)

- (o) Refer to OpsProc 21-26-02A Avionics Extract Fan (VENT AVNCS SYS FAULT Alert not displayed)

21-26-02B Air conditioning inlet valve checked open

Repair interval	Nbr installed	Nbr required	Placard
C	1	0	Yes

[S]

- (o)(m) May be inoperative provided that:

- 1) The blower fan is operative, and
- 2) The EXTRACT pb-sw is set to OVRD, and
- 3) Both air conditioning packs are operative, and
- 4) The air conditioning inlet valve is checked open before each flight.

Reference(s)

- (o) Refer to OpsProc 21-26-02B Avionics Extract Fan (Air conditioning inlet valve checked open before each flight)

- (m) Refer to AMM 21-26-00-040-007

[S]

21-26-02C Avionics ventilation system checked

Repair interval	Nbr installed	Nbr required	Placard
C	1	0	Yes

[S]

- (o)(m) May be inoperative provided that:

- 1) The blower fan is operative, and
- 2) The EXTRACT pb-sw is set to OVRD, and
- 3) Both air conditioning packs are operative, and
- 4) The air conditioning inlet valve is secured in the open position, and
- 5) The avionics ventilation system is checked before each flight.

Continued on the following page



DRAGONAIR

A320/A321
MINIMUM EQUIPMENT LIST

MEL ITEMS

21 - AIR CONDITIONING
21-26 - Avionics Equipment Ventilation

Continued from the previous page

Reference(s)

(o) Refer to OpsProc 21-26-02C Avionics Extract Fan (Avionics ventilation system checked before each flight)

(m) Refer to AMM 21-26-00-040-015

S

21-26-03

Avionics Skin Exchanger Inlet Bypass Valve

Ident.: MI-21-26-00007476.0001001 / 29 NOV 11

Applicable to: ALL

21-26-03A

Repair interval	Nbr installed	Nbr required	Placard
C	1	0	No

S

(o)(m) May be inoperative provided that:

- 1) The avionics skin exchanger inlet bypass valve is manually secured in the closed position, and
- 2) The avionics ventilation system is checked before each flight.


Note: During ground operations, correct avionics ventilation should be provided.

Reference(s)

(o) Refer to OpsProc 21-26-03A Avionics Skin Exchanger Inlet Bypass Valve

(m) Refer to AMM 21-26-00-040-001

S

 DRAGONAIR A320/A321 MINIMUM EQUIPMENT LIST	MEL ITEMS 21 - AIR CONDITIONING 21-26 - Avionics Equipment Ventilation
---	--

21-26-04	Avionics Skin Air Outlet Valve
-----------------	---------------------------------------

Ident.: MI-21-26-00007477.0001001 / 29 NOV 11
Applicable to: ALL

21-26-04A

Repair interval	Nbr installed	Nbr required	Placard
C	1	0	No

[S]

- (o) (m) May be inoperative provided that:
- 1) The internal flap is manually secured in the open position, and
 - 2) The skin air outlet valve is displayed in a partially open position amber or green on the CAB PRESS SD page , and
 - 3) Both air conditioning packs are operative, and
 - 4) The skin exchanger isolation valve is secured in the open position, and
 - 5) The avionics ventilation system is checked before each flight.
- Note: During ground operations, correct avionics ventilation should be provided.

Reference(s)

- (o) Refer to OpsProc 21-26-04A Avionics Skin Air Outlet Valve
(m) Refer to AMM 21-26-00-040-002

[S]

21-26-05	Avionics Skin Air Inlet Valve
-----------------	--------------------------------------

Ident.: MI-21-26-00007478.0001001 / 29 NOV 11
Applicable to: ALL

Note: During ground operations, correct avionics ventilation should be provided.

Continued on the following page



DRAGONAIR

A320/A321
MINIMUM EQUIPMENT LIST

MEL ITEMS

21 - AIR CONDITIONING

21-26 - Avionics Equipment Ventilation

Continued from the previous page

21-26-05A Air Conditioning Inlet Valve open on ground

Repair interval	Nbr installed	Nbr required	Placard
C	1	0	No

S

(o) (m) May be inoperative provided that:

- 1) The avionics skin air inlet valve is manually secured in the closed position, and
- 2) The air conditioning inlet valve is open on ground, and
- 3) The avionics ventilation system is checked before each flight.

_____ Reference(s) _____

(o) *Refer to OpsProc 21-26-05A Avionics Skin Air Inlet Valve (Air conditioning inlet valve open on the ground)*

(m) *Refer to AMM 21-26-00-040-004*

S

21-26-05B Air Conditioning Inlet Valve Secured Open

Repair interval	Nbr installed	Nbr required	Placard
C	1	0	No

S

(o) (m) May be inoperative provided that:


- 1) The avionics skin air inlet valve is manually secured in the closed position, and
- 2) The air conditioning inlet valve is secured in the open position, and
- 3) The avionics ventilation system is checked before each flight.

_____ Reference(s) _____

(o) *Refer to OpsProc 21-26-05B Avionics Skin Air Inlet Valve (Air conditioning inlet valve secured in the open position)*

(m) *Refer to AMM 21-26-00-040-014*

S

 DRAGONAIR A320/A321 MINIMUM EQUIPMENT LIST	MEL ITEMS 21 - AIR CONDITIONING 21-26 - Avionics Equipment Ventilation
---	--

21-26-06	Avionics Skin Exchanger Isolation Valve
-----------------	--

Ident.: MI-21-26-00007479.0001001 / 29 NOV 11

Applicable to: ALL

Note: During ground operations, correct avionics ventilation should be provided.

21-26-06A Valve inoperative in the open position

Repair interval	Nbr installed	Nbr required	Placard
C	1	0	No

S

- (o)(m) May be inoperative in the open position provided that the avionics ventilation system is checked before each flight.

Reference(s)

(o) Refer to OpsProc 21-26-06A Avionics Skin Exchanger Isolation Valve

(m) Refer to AMM 21-26-00-040-008

S

21-26-06B Valve secured open

Repair interval	Nbr installed	Nbr required	Placard
C	1	0	No

S

- (o)(m) May be inoperative provided that:


- 1) The avionics skin exchanger isolation valve is secured in the open position, and
Note: If the valve cannot be secured in the open position, it can be interchanged with the skin exchanger outlet bypass valve.
- 2) The avionics ventilation system is checked before each flight.

Reference(s)

(o) Refer to OpsProc 21-26-06B Avionics Skin Exchanger Isolation Valve

(m) Refer to AMM 21-26-00-040-016

S

 DRAGONAIR A320/A321 MINIMUM EQUIPMENT LIST	MEL ITEMS 21 - AIR CONDITIONING 21-26 - Avionics Equipment Ventilation
---	--

21-26-07	Avionics Skin Exchanger Outlet Bypass Valve
-----------------	--

Ident.: MI-21-26-00007480.0001001 / 22 MAR 10

Applicable to: ALL

21-26-07A

Repair interval	Nbr installed	Nbr required	Placard
C	1	0	No

May be inoperative.

Note: During ground operations, correct avionics ventilation should be provided.

21-26-08	Avionics Air Conditioning Inlet Valve
-----------------	--

Ident.: MI-21-26-00007481.0001001 / 29 NOV 11

Applicable to: ALL

21-26-08A

Repair interval	Nbr installed	Nbr required	Placard
C	1	0	No

S


- (o)(m) May be inoperative provided that:
- 1) The avionics air conditioning inlet valve is manually secured in the open position, and
 - 2) Both air conditioning packs are operative, and
 - 3) The avionics ventilation is checked before each flight.

Note: During ground operations, correct avionics ventilation should be provided.

Reference(s)

- (o) Refer to OpsProc 21-26-08A Avionics Air Conditioning Inlet Valve
- (m) Refer to AMM 21-26-00-040-003

S

 <p>DRAGONAIR A320/A321 MINIMUM EQUIPMENT LIST</p>	<p>MEL ITEMS 21 - AIR CONDITIONING 21-26 - Avionics Equipment Ventilation</p>
--	---

21-26-09	Avionics Ventilation Filter
-----------------	------------------------------------

Ident.: MI-21-26-00007483.0001001 / 29 NOV 11
Applicable to: ALL

Note: During ground operations, correct avionics ventilation should be provided.

21-26-09A VENT AVNCS SYS FAULT not displayed

Repair interval	Nbr installed	Nbr required	Placard
C	1	0	No

- (o) May be inoperative (clogged) provided that:
 - 1) The blower and extract fans are operative, and
 - 2) The EXTRACT pb-sw is set to OVRD, and
 - 3) Both air conditioning packs are operative, and
 - 4) The VENT AVNCS SYS FAULT alert is not displayed.

_____ Reference(s) _____

(o) *Refer to OpsProc 21-26-09A Avionics Ventilation Filter (VENT AVNCS SYS FAULT Alert not displayed)*

21-26-09B Valve checked open

Repair interval	Nbr installed	Nbr required	Placard
C	1	0	No

- S**
- (o)(m) May be inoperative (clogged) provided that:
 - 1) The blower and extract fans are operative, and
 - 2) The EXTRACT pb-sw is set to OVRD, and
 - 3) Both air conditioning packs are operative, and
 - 4) The air conditioning inlet valve is checked open before each flight.

_____ Reference(s) _____

(o) *Refer to OpsProc 21-26-09B Avionics Ventilation Filter (Air conditioning inlet valve checked open before each flight)*

(m) *Refer to AMM 21-26-00-040-009*

S

Continued on the following page

**DRAGONAIR****A320/A321**
MINIMUM EQUIPMENT LIST**MEL ITEMS****21 - AIR CONDITIONING****21-26 - Avionics Equipment Ventilation***Continued from the previous page***21-26-09C Valve secured open**

Repair interval	Nbr installed	Nbr required	Placard
C	1	0	No

[S]**(o) (m)** May be inoperative (clogged) provided that:

- 1) The blower and extract fans are operative, and
- 2) The EXTRACT pb-sw is set to OVRD, and
- 3) Both air conditioning packs are operative, and
- 4) The air conditioning inlet valve is secured in the open position, and
- 5) The avionics ventilation system is checked before each flight.

Reference(s)

(o) Refer to OpsProc 21-26-09C Avionics Ventilation Filter (Avionics ventilation system checked before each flight)**(m)** Refer to AMM 21-26-00-040-017**[S]****21-26-10****Avionics Equipment Ventilation Computer (AEVC)**

Ident.: MI-21-26-00007484.0001001 / 29 NOV 11


Applicable to: **ALL****21-26-10A**

Repair interval	Nbr installed	Nbr required	Placard
C	1	0	No

[S]**(o) (m)** May be inoperative provided that:

- 1) ETOPS is not conducted, and
- 2) Both air conditioning packs are operative, and
- 3) The BLOWER pb-sw and the EXTRACT pb-sw are set to OVRD, and
- 4) The air conditioning inlet valve and the skin air outlet valve are checked in the correct position before each flight, and
- 5) The extract fan is checked operative before each flight, and
- 6) The skin air inlet valve is secured in the closed position.

Note: During ground operations, correct avionics ventilation should be provided.*Continued on the following page*

 DRAGONAIR A320/A321 MINIMUM EQUIPMENT LIST	MEL ITEMS 21 - AIR CONDITIONING 21-26 - Avionics Equipment Ventilation
--	--

Continued from the previous page

_____ Reference(s) _____

- (o) Refer to OpsProc 21-26-10A Avionics Equipment Ventilation Computer (AEVC)
- (m) Refer to AMM 21-26-00-040-005

S



DRAGONAIR

A320/A321


MINIMUM EQUIPMENT LIST

MEL ITEMS

21 - AIR CONDITIONING

21-26 - Avionics Equipment Ventilation

Intentionally left blank

 DRAGONAIR A320/A321 MINIMUM EQUIPMENT LIST	MEL ITEMS 21 - AIR CONDITIONING 21-28 - Cargo Compartment Ventilation
---	---

21-28-03	AFT Cargo Extraction Fan
-----------------	---------------------------------

Ident.: MI-21-28-00007488.0001001 / 29 NOV 11

Applicable to: B-HTD, B-HTE, B-HTF, B-HTG, B-HTH, B-HTI

21-28-03A

Repair interval	Nbr installed	Nbr required	Placard
D	1	0	No

- (o) May be inoperative.

_____ Reference(s) _____

- (o) *Refer to OpsProc 21-28-03A AFT Cargo Extraction Fan*

21-28-04	AFT Cargo Isolation Valve
-----------------	----------------------------------

Ident.: MI-21-28-00007489.0001001 / 29 NOV 11

Applicable to: B-HTD, B-HTE, B-HTF, B-HTG, B-HTH, B-HTI

21-28-04A AFT ISOL VALVE pb-sw FAULT light operative

Repair interval	Nbr installed	Nbr required	Placard
D	2	0	No

[S]

- (o) One or both may be inoperative provided that:
- 1) Both valves are checked closed, and
 - 2) AFT ISOL VALVE pb-sw FAULT light is checked operative.

_____ Reference(s) _____

- (o) *Refer to OpsProc 21-28-04A AFT Cargo Isolation Valve (Valves checked closed)*

[S]

21-28-04B Both valves secured closed

Repair interval	Nbr installed	Nbr required	Placard
D	2	0	No

[S]

- (o)(m) One or both may be inoperative provided that both valves are secured in the closed position.

Continued on the following page



DRAGONAIR

A320/A321
MINIMUM EQUIPMENT LIST

MEL ITEMS

21 - AIR CONDITIONING

21-28 - Cargo Compartment Ventilation


Continued from the previous page

Reference(s)

(o) Refer to OpsProc 21-28-04B AFT Cargo Isolation Valve (Valves secured closed)

(m) Refer to AMM 21-28-00-040-002

S

 DRAGONAIR A320/A321 MINIMUM EQUIPMENT LIST	MEL ITEMS 21 - AIR CONDITIONING 21-31 - Pressure Control and Monitoring
---	---

21-31-01	Automatic Cabin Pressure Control System (CPC , Outflow Valve AUTO Channel)
-----------------	---

Ident.: MI-21-31-00007492.0001001 / 29 NOV 11

Applicable to: ALL

21-31-01A Automatic CPC 1 inoperative

Repair interval	Nbr installed	Nbr required	Placard
C	2	1	No

- (o) Automatic cabin pressure control system 1 may be inoperative provided that:
- 1) ETOPS is not conducted, and
 - 2) System 1 is deactivated, and
 - 3) The cabin pressure indications on the CAB PRESS SD page are checked operative in manual mode, and
 - 4) The LDG ELEV selector MAN function is operative.

_____ Reference(s) _____

- (o) *Refer to OpsProc 21-31-01A Automatic Cabin Pressure Control System (CPC, Outflow Valve AUTO Channel)*

21-31-01B Automatic CPC 2 inoperative

Repair interval	Nbr installed	Nbr required	Placard
C	2	1	No

- (o) Automatic cabin pressure control system 2 may be inoperative provided that:
- 1) System 2 is deactivated, and
 - 2) The cabin pressure indications on the CAB PRESS SD page are checked operative in manual mode, and
 - 3) The LDG ELEV selector MAN function is operative.

_____ Reference(s) _____

- (o) *Refer to OpsProc 21-31-01B Automatic Cabin Pressure Control System (CPC, Outflow Valve AUTO Channel)*

Continued on the following page



DRAGONAIR

A320/A321
MINIMUM EQUIPMENT LIST

MEL ITEMS

21 - AIR CONDITIONING

21-31 - Pressure Control and Monitoring

Continued from the previous page

21-31-01C Both automatic CPC s inoperative

Repair interval	Nbr installed	Nbr required	Placard
C	2	0	No

Both may be inoperative provided that:

- 1) The manual cabin pressure control system is operative, and
- 2) The flight is not pressurized.

Refer to FCOM/PRO-SPO-20 Flight Without Cabin Pressurization

21-31-02

**Manual Cabin Pressure Control System (MAN
V/S CTL selector, Outflow Valve MAN Channel)**

Ident.: MI-21-31-00007493.0001001 / 29 NOV 11

Applicable to: **ALL**

21-31-02A

Repair interval	Nbr installed	Nbr required	Placard
C	1	0	No

S


(m) May be inoperative provided that:

- 1) The LDG ELEV selector MAN function is operative, and
- 2) Both automatic cabin pressure control systems are checked operative before each flight.

_____ Reference(s) _____

(m) *Refer to AMM 21-31-00-040-002*

S

 DRAGONAIR A320/A321 MINIMUM EQUIPMENT LIST	MEL ITEMS 21 - AIR CONDITIONING 21-31 - Pressure Control and Monitoring
---	---

21-31-03	Pressure Safety Valve
-----------------	------------------------------

Ident.: MI-21-31-00007494.0001001 / 29 NOV 11

Applicable to: ALL

21-31-03A

Repair interval	Nbr installed	Nbr required	Placard
C	2	1	No

[S]

(m) One may be inoperative in the closed position provided that:

- 1) Both automatic cabin pressure control systems are operative, and
- 2) The three outflow valve motors are checked operative.

_____ Reference(s) _____

(m) *Refer to AMM 21-31-00-040-001*

[S]

21-31-04	Landing Elevation Selection AUTO Function
-----------------	--

Ident.: MI-21-31-00007495.0001001 / 29 NOV 11

Applicable to: ALL

21-31-04A

Repair interval	Nbr installed	Nbr required	Placard
C	1	0	Yes

(o) May be inoperative.

_____ Reference(s) _____

(o) *Refer to OpsProc 21-31-04A Landing Elevation Selection AUTO Function*

 <p>DRAGONAIR A320/A321 MINIMUM EQUIPMENT LIST</p>	<p>MEL ITEMS 21 - AIR CONDITIONING 21-31 - Pressure Control and Monitoring</p>
---	--

21-31-05	Landing Elevation Selection MAN Function
----------	--

Ident.: MI-21-31-00007496.0001001 / 29 NOV 11

Applicable to: ALL

21-31-05A

Repair interval	Nbr installed	Nbr required	Placard
C	1	0	Yes


- (o)
May be inoperative provided that:

1) The landing elevation selection AUTO function is operative, and
2) Both FMGC s are operative.

Refer to Item 21-31-01 Automatic Cabin Pressure Control System (CPC, Outflow Valve AUTO Channel)
Refer to Item 21-31-02 Manual Cabin Pressure Control System (MAN V/S CTL Sel, Outflow Valve MAN Channel)

Reference(s)

- (o)
Refer to OpsProc 21-31-05A Landing Elevation Selection MAN Function

 DRAGONAIR A320/A321 MINIMUM EQUIPMENT LIST	MEL ITEMS 21 - AIR CONDITIONING 21-51 - Pack Flow Control
---	---

21-51-01	Pack Flow Control Valve
-----------------	--------------------------------

Ident.: MI-21-51-00007499.0001001 / 29 NOV 11

Applicable to: B-HSD, B-HSE, B-HSG, B-HSI, B-HSJ, B-HSK, B-HSL, B-HSM, B-HSN, B-HTD, B-HTE, B-HTF, B-HTG, B-HTH, B-HTI

21-51-01A One inoperative in the closed position

Repair interval	Nbr installed	Nbr required	Placard
C	2	1	No

P

(m) One may be inoperative provided that:

- 1) ETOPS is not conducted, and
- 2) The affected pack flow control valve is secured in the closed position, and
- 3) The associated air conditioning pack is considered inoperative.

Refer to Item 21-52-01 Air Conditioning Pack

_____ Reference(s) _____

(m) *Refer to AMM 21-51-00-040-001*

P

21-51-01B Non pressurized flight

Repair interval	Nbr installed	Nbr required	Placard
C	2	0	No

Both may be inoperative provided that:

- 1) The manual cabin pressure control system is operative, and
- 2) The flight is not pressurized.

Refer to FCOM/PRO-SPO-20 Flight Without Cabin Pressurization



DRAGONAIR

A320/A321
MINIMUM EQUIPMENT LIST

MEL ITEMS

21 - AIR CONDITIONING

21-51 - Pack Flow Control

21-51-02

Pack Flow Selection

Ident.: MI-21-51-00007500.0001001 / 29 NOV 11

Applicable to: **ALL**

21-51-02A

Repair interval	Nbr installed	Nbr required	Placard
C	1	0	Yes

May be inoperative.

21-51-03

Pack Flow Sensor

Ident.: MI-21-51-00007501.0001001 / 29 NOV 11

Applicable to: **B-HSQ, B-HSP, B-HSQ, B-HSR**


21-51-03A

Repair interval	Nbr installed	Nbr required	Placard
C	2	1	No

- (o) One may be inoperative.

_____ Reference(s) _____

- (o) *Refer to OpsProc 21-51-03A Pack Flow Sensor*

 DRAGONAIR A320/A321 MINIMUM EQUIPMENT LIST	MEL ITEMS 21 - AIR CONDITIONING 21-52 - Air Cooling System
---	--

21-52-01	Air Conditioning Pack
-----------------	------------------------------

Ident.: MI-21-52-00007502.0004001 / 29 NOV 11

Applicable to: B-HSD, B-HSE, B-HSG, B-HSI, B-HSJ, B-HSK, B-HSL, B-HSM, B-HSN, B-HTD, B-HTE, B-HTF, B-HTG, B-HTH, B-HTI

21-52-01A No FL limitation

Repair interval	Nbr installed	Nbr required	Placard
C	2	1	Yes

P

- (o) One may be inoperative provided that:
- 1) ETOPS is not conducted, and
 - 2) The COND ZONE REGUL FAULT alert is not displayed, and
 - 3) The affected PACK 1(2) pb-sw is set to OFF, and
 - 4) The speedbrakes are operative, and
 - 5) The associated pack flow control valve is checked closed on the BLEED SD page .
- Note: This proviso does not apply if the pack flow control valve has been secured in the closed position as per item 21-51-01.*

_____ Reference(s) _____

- (o) Refer to OpsProc 21-52-01A Air Conditioning Pack (One Air Conditioning Pack Inoperative)

P

21-52-01B Limitation to 31 500 ft

Repair interval	Nbr installed	Nbr required	Placard
C	2	1	Yes

P

- (o) One may be inoperative provided that:
- 1) ETOPS is not conducted, and
 - 2) The flight altitude is limited to 31 500 ft (9 600 m), and
 - 3) The COND ZONE REGUL FAULT alert is not displayed on the EWD , and
 - 4) The affected PACK 1(2) pb-sw is set to OFF, and
 - 5) The associated pack flow control valve is checked closed on the BLEED SD page .
- Note: This proviso does not apply if the pack flow control valve has been secured in the closed position as per item 21-51-01.*

Continued on the following page



DRAGONAIR

A320/A321
MINIMUM EQUIPMENT LIST

MEL ITEMS

21 - AIR CONDITIONING

21-52 - Air Cooling System

Continued from the previous page

Reference(s)

- (o) *Refer to OpsProc 21-52-01B Air Conditioning Pack (One Air Conditioning Pack Inoperative)*

P

21-52-01G Air cycle machine failed

Repair interval	Nbr installed	Nbr required	Placard
C	2	1	No

S

- (o) One may be operated on heat exchanger cooling only (air cycle machine failure) provided that:
- 1) The corresponding pack controller is operative, and
 - 2) The affected pack outlet temperature indication is operative on the BLEED SD page .

Reference(s)


- (o) *Refer to OpsProc 21-52-01G Air Conditioning Pack (One Air Conditioning Pack in Heat Exchanger Cooling Mode only)*

S

21-52-01H Non pressurized flight

Repair interval	Nbr installed	Nbr required	Placard
C	2	0	No

Both may be inoperative provided that the flight is not pressurized.
Refer to FCOM/PRO-SPO-20 Flight Without Cabin Pressurization

 DRAGONAIR A320/A321 MINIMUM EQUIPMENT LIST	MEL ITEMS 21 - AIR CONDITIONING 21-52 - Air Cooling System
---	--

21-52-01	Air Conditioning Pack
-----------------	------------------------------

Ident.: MI-21-52-00007502.0010001 / 29 NOV 11
Applicable to: B-HSO, B-HSP, B-HSQ, B-HSR

21-52-01D No FL limitation

Repair interval	Nbr installed	Nbr required	Placard
C	2	1	Yes

P

- (o) (m)** One may be inoperative provided that:
- 1) ETOPS is not conducted, and
 - 2) The following alerts:
AIR PACK 1(2) REGUL FAULT
AIR COND CTL 1(2)-A FAULT
AIR COND CTL 1(2)-B FAULT
associated with the operative pack are not displayed on the EWD , and
 - 3) The affected PACK 1(2) pb-sw is set to OFF, and
 - 4) The speedbrakes are operative, and
 - 5) The associated pack flow control valve is secured in the closed position.

_____ Reference(s) _____

- (o)** Refer to OpsProc 21-52-01D Air Conditioning Pack (One Air Conditioning Pack Inoperative)
(m) Refer to AMM 21-51-00-040-002

P

Continued on the following page



DRAGONAIR

A320/A321
MINIMUM EQUIPMENT LIST

MEL ITEMS

21 - AIR CONDITIONING

21-52 - Air Cooling System

Continued from the previous page

21-52-01E Limitation to 31 500 ft

Repair interval	Nbr installed	Nbr required	Placard
C	2	1	Yes

P

(o)(m) One may be inoperative provided that:

- 1) ETOPS is not conducted, and
- 2) The flight altitude is limited to 31 500 ft (9 600 m), and
- 3) The following alerts:
AIR PACK 1(2) REGUL FAULT
AIR COND CTL 1(2)-A FAULT
AIR COND CTL 1(2)-B FAULT
associated with the operative pack are not displayed on the EWD , and
- 4) The affected PACK 1(2) pb-sw is set to OFF, and
- 5) The associated pack flow control valve is secured in the closed position.

_____ Reference(s) _____

(o) *Refer to OpsProc 21-52-01E Air Conditioning Pack (One Air Conditioning Pack Inoperative)*

(m) *Refer to AMM 21-51-00-040-002*

P

21-52-01G Air cycle machine failed


Repair interval	Nbr installed	Nbr required	Placard
C	2	1	No

S

(o) One may be operated on heat exchanger cooling only (air cycle machine failure) provided that:

- 1) The following alerts:
AIR COND CTL 1(2)-A FAULT
AIR COND CTL 1(2)-B FAULT
associated with the operative pack are not displayed on the EWD , and
- 2) The affected pack outlet temperature indication is operative on the **BLEED SD** page .

Continued on the following page

 DRAGONAIR A320/A321 MINIMUM EQUIPMENT LIST	MEL ITEMS 21 - AIR CONDITIONING 21-52 - Air Cooling System
---	--

Continued from the previous page

Reference(s)

- (o) Refer to OpsProc 21-52-01G Air Conditioning Pack (One Air Conditioning Pack in Heat Exchanger Cooling Mode only)

S

21-52-01H Non pressurized flight

Repair interval	Nbr installed	Nbr required	Placard
C	2	0	No

Both may be inoperative provided that the flight is not pressurized.
Refer to FCOM/PRO-SPO-20 Flight Without Cabin Pressurization

21-52-02	Air Conditioning Pack Ram Air Inlet Flap
-----------------	---

Ident.: MI-21-52-00007503.0002001 / 29 NOV 11

Applicable to: ALL

21-52-02A Flap deactivated

Repair interval	Nbr installed	Nbr required	Placard
C	2	0	No

S

- (m) One or both may be inoperative provided that the affected flap is deactivated in the open position.

Reference(s)

- (m) Refer to AMM 21-61-00-040-002

S

Continued on the following page

**DRAGONAIR****A320/A321**
MINIMUM EQUIPMENT LIST**MEL ITEMS****21 - AIR CONDITIONING**

21-52 - Air Cooling System

*Continued from the previous page***21-52-02B Only one inoperative**

Repair interval	Nbr installed	Nbr required	Placard
C	2	1	No

P

One may be inoperative in the closed position provided that the associated air conditioning pack is considered inoperative.

Refer to Item 21-52-01 Air Conditioning Pack

_____ Reference(s) _____

P**21-52-02C Non pressurized flight**

Repair interval	Nbr installed	Nbr required	Placard
C	2	0	No

Both may be inoperative in the closed position provided that the flight is not pressurized.

Refer to FCOM/PRO-SPO-20 Flight Without Cabin Pressurization

21-52-03**Air Conditioning Pack Ram Air Outlet Flap**

Ident.: MI-21-52-00007504.0001001 / 29 NOV 11

Applicable to: B-HSD, B-HSE, B-HSG, B-HTF

21-52-03A Flap deactivated

Repair interval	Nbr installed	Nbr required	Placard
C	2	0	No

S


(m) One or both may be inoperative provided that:

- 1) The affected flap is checked not loose, and
- 2) The affected flap is deactivated in the open position.

_____ Reference(s) _____

(m) *Refer to AMM 21-61-00-040-003*

S*Continued on the following page*

 DRAGONAIR A320/A321 MINIMUM EQUIPMENT LIST	MEL ITEMS 21 - AIR CONDITIONING 21-52 - Air Cooling System
---	--

Continued from the previous page

21-52-03B Only one inoperative

Repair interval	Nbr installed	Nbr required	Placard
C	2	1	No

P

One may be inoperative in the closed position provided that the associated air conditioning pack is considered inoperative.

Refer to Item 21-52-01 Air Conditioning Pack

_____ Reference(s) _____

P

21-52-03C Non pressurized flight

Repair interval	Nbr installed	Nbr required	Placard
C	2	0	No

Both may be inoperative in the closed position provided that the flight is not pressurized.

Refer to FCOM/PRO-SPO-20 Flight Without Cabin Pressurization .



DRAGONAIR

A320/A321


MINIMUM EQUIPMENT LIST

MEL ITEMS

21 - AIR CONDITIONING

21-52 - Air Cooling System

Intentionally left blank

 DRAGONAIR A320/A321 MINIMUM EQUIPMENT LIST	MEL ITEMS 21 - AIR CONDITIONING 21-55 - Emergency Ram Air Inlet
---	---

21-55-01	Emergency Ram Air Inlet
-----------------	--------------------------------

Ident.: MI-21-55-00007505.0001001 / 29 NOV 11

Applicable to: ALL

21-55-01A Ram air inlet deactivated

Repair interval	Nbr installed	Nbr required	Placard
C	1	0	No

[S]

- (m) May be inoperative provided that:
- 1) The emergency ram air inlet is deactivated in the closed position, and
 - 2) Both air conditioning packs are checked operative.

_____ Reference(s) _____

(m) Refer to AMM 21-55-00-040-002

[S]

21-55-01B Non pressurized flight

Repair interval	Nbr installed	Nbr required	Placard
C	1	0	No

[P]

- May be inoperative in the open position provided that:
- 1) ETOPS and extended overwater flight is not conducted, and
 - 2) The flight is not pressurized.
- Refer to FCOM/PRO-SPO-20 Flight Without Cabin Pressurization

_____ Reference(s) _____

[P]



DRAGONAIR

A320/A321


MINIMUM EQUIPMENT LIST

MEL ITEMS

21 - AIR CONDITIONING

21-55 - Emergency Ram Air Inlet

Intentionally left blank

 DRAGONAIR A320/A321 MINIMUM EQUIPMENT LIST	MEL ITEMS 21 - AIR CONDITIONING 21-61 - Pack Temperature Control
---	--

21-61-01	Pack Turbine Bypass Valve
-----------------	----------------------------------

Ident.: MI-21-61-00007506.0001001 / 29 NOV 11

Applicable to: ALL

21-61-01A

Repair interval	Nbr installed	Nbr required	Placard
C	2	1	No

One may be inoperative.

21-61-02	Pack Controller Primary Channel
-----------------	--

Ident.: MI-21-61-00007507.0001001 / 29 NOV 11

Applicable to: B-HSD, B-HSE, B-HSG, B-HSI, B-HSJ, B-HSK, B-HSL, B-HSM, B-HSN, B-HTD, B-HTE, B-HTF, B-HTG, B-HTH, B-HTI

21-61-02A

Repair interval	Nbr installed	Nbr required	Placard
C	2	1	No

(o) One may be inoperative.

_____ Reference(s) _____

(o) *Refer to OpsProc 21-61-02A Pack Controller Primary Channel*



DRAGONAIR

A320/A321


MINIMUM EQUIPMENT LIST

MEL ITEMS

21 - AIR CONDITIONING

21-61 - Pack Temperature Control

Intentionally left blank

 <p>DRAGONAIR A320/A321 MINIMUM EQUIPMENT LIST</p>	<p align="center">MEL ITEMS 21 - AIR CONDITIONING 21-63 - Cockpit and Cabin Temperature Control</p>
--	---

21-63-01	Zone Controller Channel
-----------------	--------------------------------

Ident.: MI-21-63-00007508.0001001 / 29 NOV 11

Applicable to: B-HSD, B-HSE, B-HSG, B-HSI, B-HSJ, B-HSK, B-HSL, B-HSM, B-HSN, B-HTD, B-HTE, B-HTF, B-HTG, B-HTH, B-HTI

Note: Unequal passengers distribution may cause high temperature in the rear cabin.

21-63-01A Primary channel inoperative

Repair interval	Nbr installed	Nbr required	Placard
C	2	1	No

- (o) Primary channel may be inoperative provided that the hot air pressure regulating valve is checked closed on the COND SD page .

_____ Reference(s) _____

- (o) Refer to OpsProc 21-63-01A Zone Controller Channel

21-63-01B Secondary channel inoperative

Repair interval	Nbr installed	Nbr required	Placard
C	2	1	No

Secondary channel may be inoperative provided that the minimum idle on ground is considered inoperative.

Refer to Item 73-20-05A Minimum Idle on Ground

21-63-01C Both channels inoperative

Repair interval	Nbr installed	Nbr required	Placard
C	2	0	No

[S]

- (o)(m) Primary and secondary channel may be inoperative provided that:
- 1) The hot air pressure regulating valve is secured in the closed position, and
 - 2) The minimum idle on ground is considered inoperative.

Refer to Item 73-20-05A Minimum Idle on Ground

Continued on the following page



DRAGONAIR

A320/A321
MINIMUM EQUIPMENT LIST

MEL ITEMS

21 - AIR CONDITIONING

21-63 - Cockpit and Cabin Temperature Control

Continued from the previous page

Reference(s)

(o) Refer to OpsProc 21-63-01C Zone Controller Channel

(m) Refer to AMM 21-63-00-040-004

S

21-63-02

Cockpit and Cabin Trim Air Valve

Ident.: MI-21-63-00007509.0001001 / 29 NOV 11

Applicable to: B-HSD, B-HSE, B-HSG, B-HSI, B-HSJ, B-HSK, B-HSL, B-HSM, B-HSN, B-HTD, B-HTE, B-HTF, B-HTG, B-HTH, B-HTI

Note: Unequal passengers distribution may cause high temperature in the rear cabin.

21-63-02C Hot air pressure valve checked closed

Repair interval	Nbr installed	Nbr required	Placard
C	3	0	No

(o) One or more may be inoperative provided that:

1) The HOT AIR pb-sw is set to OFF, and

2) The hot air pressure regulating valve is checked closed on the COND SD page .

Reference(s)

(o) Refer to OpsProc 21-63-02C Cockpit and Cabin Trim Air Valve (Hot air pressure regulating valve checked closed/operative)


21-63-02D Affected valve secured closed

Repair interval	Nbr installed	Nbr required	Placard
C	3	0	No

S

(o)(m) One or more may be inoperative provided that the affected valve is secured in the closed position.

Continued on the following page

 <p>DRAGONAIR A320/A321 MINIMUM EQUIPMENT LIST</p>	<p align="center">MEL ITEMS 21 - AIR CONDITIONING 21-63 - Cockpit and Cabin Temperature Control</p>
--	---

Continued from the previous page

_____ Reference(s) _____

(o) *Refer to OpsProc 21-63-02D Cockpit and Cabin Trim Air Valve (Affected valve secured/checked in the closed position)*

(m) *Refer to AMM 21-63-00-040-001*

[S]

21-63-02	Cockpit and Cabin Trim Air Valve
Ident.: MI-21-63-00007509.0002001 / 29 NOV 11 Applicable to: B-HSO, B-HSP, B-HSQ, B-HSR	

Note: *Unequal passengers distribution may cause high temperature in the rear cabin.*

21-63-02A Affected valve checked closed

Repair interval	Nbr installed	Nbr required	Placard
C	3	0	No

(o) One or more may be inoperative provided that the affected valve is checked closed on the COND SD page .

_____ Reference(s) _____

(o) *Refer to OpsProc 21-63-02A Cockpit and Cabin Trim Air Valve (Affected valve secured/checked in the closed position)*

21-63-02B Hot air pressure valve checked operative

Repair interval	Nbr installed	Nbr required	Placard
C	3	0	No

(o) One or more may be inoperative provided that the hot air pressure regulating valve is checked operative on the COND SD page .

_____ Reference(s) _____

(o) *Refer to OpsProc 21-63-02B Cockpit and Cabin Trim Air Valve (Hot air pressure regulating valve checked closed/operative)*

Continued on the following page

**DRAGONAIR****A320/A321**
MINIMUM EQUIPMENT LIST**MEL ITEMS****21 - AIR CONDITIONING**

21-63 - Cockpit and Cabin Temperature Control

*Continued from the previous page***21-63-02E Hot air pressure valve considered inoperative**

Repair interval	Nbr installed	Nbr required	Placard
C	3	0	No

One or more may be inoperative provided that the hot air pressure regulating valve is considered inoperative.

Refer to Item 21-63-03 Hot Air Pressure Regulating Valve

21-63-03	Hot Air Pressure Regulating Valve
-----------------	--

Ident.: MI-21-63-00007510.0001001 / 29 NOV 11

Applicable to: B-HSD, B-HSE, B-HSG, B-HSI, B-HSJ, B-HSK, B-HSL, B-HSM, B-HSN, B-HTD, B-HTE, B-HTF, B-HTG, B-HTH, B-HTI

Note: Unequal passengers distribution may cause high temperature in the rear cabin.

21-63-03A Valve checked closed

Repair interval	Nbr installed	Nbr required	Placard
C	1	0	Yes

- (o) May be inoperative provided that:
- 1) The HOT AIR pb-sw is set to OFF, and
 - 2) The hot air pressure regulating valve is checked closed on the COND SD page .
- _____ Reference(s) _____
- (o) *Refer to OpsProc 21-63-03A Hot Air Pressure Regulating Valve (Hot air pressure valve checked closed)*


21-63-03C Hot air pressure valve secured closed

Repair interval	Nbr installed	Nbr required	Placard
C	1	0	Yes

[S]

- (o) (m) May be inoperative provided that the hot air pressure regulating valve is secured in the closed position.

Continued on the following page

 <p>DRAGONAIR A320/A321 MINIMUM EQUIPMENT LIST</p>	<p align="center">MEL ITEMS 21 - AIR CONDITIONING 21-63 - Cockpit and Cabin Temperature Control</p>
--	---

Continued from the previous page

_____ Reference(s) _____

(o) *Refer to OpsProc 21-63-03C Hot Air Pressure Regulating Valve (Affected valve secured in the closed position)*

(m) *Refer to AMM 21-63-00-040-002*

[S]

21-63-03	Hot Air Pressure Regulating Valve
Ident.: MI-21-63-00007510.0002001 / 29 NOV 11 Applicable to: B-HSO, B-HSP, B-HSQ, B-HSR	

Note: *Unequal passengers distribution may cause high temperature in the rear cabin.*

21-63-03A Hot air pressure valve checked closed

Repair interval	Nbr installed	Nbr required	Placard
C	1	0	Yes

(o) May be inoperative in the closed position provided that:

- 1) HOT AIR pb-sw is set to OFF, and
- 2) Hot Air Pressure Regulating Valve is checked closed on the COND SD page .

_____ Reference(s) _____

(o) *Refer to OpsProc 21-63-03A Hot Air Pressure Regulating Valve (Hot air pressure valve checked closed)*

21-63-03B All trim valve checked closed

Repair interval	Nbr installed	Nbr required	Placard
C	1	0	Yes

(o) May be inoperative in the open position provided that:

- 1) HOT AIR pb-sw is set to OFF, and
- 2) All Trim Air Valves are checked closed on the COND SD page .

_____ Reference(s) _____

(o) *Refer to OpsProc 21-63-03B Hot Air Pressure Regulating Valve (Trim air valve checked closed)*

Continued on the following page

**DRAGONAIR****A320/A321**
MINIMUM EQUIPMENT LIST**MEL ITEMS****21 - AIR CONDITIONING**

21-63 - Cockpit and Cabin Temperature Control

*Continued from the previous page***21-63-03C Hot air pressure valve secured closed**

Repair interval	Nbr installed	Nbr required	Placard
C	1	0	Yes

[S]

(o) (m) May be inoperative provided that the hot air pressure regulating valve is secured in the closed position.

_____ Reference(s) _____

(o) Refer to OpsProc 21-63-03C Hot Air Pressure Regulating Valve (Affected valve secured in the closed position)

(m) Refer to AMM 21-63-00-040-002

[S]

21-63-04	Air Conditioning System Controller Channel (COND CTL 1(2)-A(B))
-----------------	--

Ident.: MI-21-63-00007511.0001001 / 29 NOV 11

Applicable to: B-HSO, B-HSP, B-HSQ, B-HSR

21-63-04A Non ETOPS flight


Repair interval	Nbr installed	Nbr required	Placard
C	4	2	No

One may be inoperative on each side provided that ETOPS is not conducted.

21-63-04B ETOPS flight

Repair interval	Nbr installed	Nbr required	Placard
C	4	2	No

For ETOPS, one may be inoperative on each side provided that the AIR COND CTL 1-B FAULT alert is not displayed on the EWD.

 DRAGONAIR A320/A321 MINIMUM EQUIPMENT LIST	MEL ITEMS 22 - AUTO FLIGHT 22-01 - FLT CTL Overhead Panel
---	---

22-01-01	FAC pb-sw FAULT light
-----------------	------------------------------

Ident.: MI-22-01-00007527.0001001 / 22 MAR 10

Applicable to: ALL

22-01-01A

Repair interval	Nbr installed	Nbr required	Placard
C	2	1	Yes

One may be inoperative.

22-01-02	FAC pb-sw OFF light
-----------------	----------------------------

Ident.: MI-22-01-00007528.0001001 / 22 MAR 10

Applicable to: ALL

22-01-02A

Repair interval	Nbr installed	Nbr required	Placard
C	2	0	Yes

One or both may be inoperative.



DRAGONAIR

A320/A321


MINIMUM EQUIPMENT LIST

MEL ITEMS

22 - AUTO FLIGHT

22-01 - FLT CTL Overhead Panel

Intentionally left blank

 DRAGONAIR A320/A321 MINIMUM EQUIPMENT LIST	MEL ITEMS 22 - AUTO FLIGHT 22-05 - FMA Indications on the PFD
---	---

22-05-01	AP Related Indications on the FMA
-----------------	--

Ident.: MI-22-05-00007577.0001001 / 29 NOV 11

Applicable to: ALL

22-05-01A Inoperative on one FMA

Repair interval	Nbr installed	Nbr required	Placard
C	–	–	No

One or more indications may be inoperative on one FMA .

22-05-01B Inoperative on both FMA s

Repair interval	Nbr installed	Nbr required	Placard
C	–	0	No

L **P**

- (o) One or more indications may be inoperative on both FMA s provided that:
- 1) ETOPS is not conducted, and
 - 2) The AP is not used.

_____ Reference(s) _____

- (o) *Refer to OpsProc 22-05-01B AP Related Indications on the FMA*

L
P

22-05-02	A/THR Related Indications on the FMA
-----------------	---

Ident.: MI-22-05-00007578.0001001 / 29 NOV 11

Applicable to: ALL

22-05-02A Inoperative on one FMA

Repair interval	Nbr installed	Nbr required	Placard
C	–	–	No

One or more indications may be inoperative on one FMA .

Continued on the following page



DRAGONAIR

A320/A321
MINIMUM EQUIPMENT LIST

MEL ITEMS

22 - AUTO FLIGHT

22-05 - FMA Indications on the PFD

Continued from the previous page

22-05-02B Inoperative on both FMA s

Repair interval	Nbr installed	Nbr required	Placard
C	–	0	No

L **P**

(o) One or more indications may be inoperative on both FMA s provided that :

- 1) ETOPS is not conducted, and
- 2) The autothrust (A/THR) is considered inoperative.

Refer to Item 22-30-01 Autothrust (A/THR)

_____ Reference(s) _____

(o) *Refer to OpsProc 22-05-02B A/THR Related Indications on the FMA*

L

P

22-05-03	Approach and Landing Capabilities on the FMA
-----------------	---

Ident.: MI-22-05-00007579.0001001 / 29 NOV 11

Applicable to: ALL

22-05-03A

Repair interval	Nbr installed	Nbr required	Placard
C	–	0	No

L **P**


(o) One or more may be inoperative on one or both FMA s.

_____ Reference(s) _____

(o) *Refer to OpsProc 22-05-03A Approach and Landing Capabilities on the FMA*

L

P

 DRAGONAIR A320/A321 MINIMUM EQUIPMENT LIST	MEL ITEMS 22 - AUTO FLIGHT 22-05 - FMA Indications on the PFD
--	---

22-05-04	Special Messages on the FMA
-----------------	------------------------------------

Ident.: MI-22-05-00007580.0001001 / 29 NOV 11
Applicable to: ALL

22-05-04A

Repair interval	Nbr installed	Nbr required	Placard
C	–	1	No

L

“MAN PITCH TRIM ONLY” is required on one side.

_____ Reference(s) _____

L



DRAGONAIR

A320/A321


MINIMUM EQUIPMENT LIST

MEL ITEMS

22 - AUTO FLIGHT

22-05 - FMA Indications on the PFD

Intentionally left blank

 DRAGONAIR A320/A321 MINIMUM EQUIPMENT LIST	MEL ITEMS 22 - AUTO FLIGHT 22-10 - Autopilot/Flight Director (AP/FD)
---	--

22-10-01	Autopilot (AP)
-----------------	-------------------------

Ident.: MI-22-10-00007529.0001001 / 29 NOV 11

Applicable to: ALL

22-10-01A One inoperative

Repair interval	Nbr installed	Nbr required	Placard
C	2	1	Yes

L **P**

- (o) One may be inoperative provided procedures are not dependent on its use.
Refer to FCOM

_____ Reference(s) _____

- (o) *Refer to OpsProc 22-10-01A Autopilot (AP)*

L
P

22-10-01B Both inoperative

Repair interval	Nbr installed	Nbr required	Placard
C	2	0	Yes

L **P**

- (o) Both may be inoperative provided that :
- 1) ETOPS is not conducted, and
 - 2) Procedures are not dependent on its use.
Refer to Item 31-53-06 Altitude Alert , and
Refer to FCOM.

_____ Reference(s) _____

- (o) *Refer to OpsProc 22-10-01B Autopilot (AP)*

L
P



DRAGONAIR

A320/A321
MINIMUM EQUIPMENT LIST

MEL ITEMS

22 - AUTO FLIGHT

22-10 - Autopilot/Flight Director (AP/FD)

22-10-02

Flight Director (FD)

Ident.: MI-22-10-00007530.0001001 / 29 NOV 11

Applicable to: ALL

22-10-02A

Repair interval	Nbr installed	Nbr required	Placard
C	2	0	Yes

L **P**

- (o) One or both may be inoperative provided procedures are not dependent on its use.
Refer to FCOM.

_____ Reference(s) _____

- (o) *Refer to OpsProc 22-10-02A Flight Director (FD)*

L

P

22-10-03

Take-over pb Priority Function

Ident.: MI-22-10-00007531.0001001 / 22 MAR 10

Applicable to: ALL

22-10-03A

Repair interval	Nbr installed	Nbr required	Placard
-	2	2	No

Both must be operative.

22-10-04

Take-over pb AP Disconnection Function

Ident.: MI-22-10-00007532.0001001 / 29 NOV 11

Applicable to: ALL


22-10-04A One inoperative

Repair interval	Nbr installed	Nbr required	Placard
C	2	1	No

L **P**

- (o) One may be inoperative.

Continued on the following page

 <p>DRAGONAIR A320/A321 MINIMUM EQUIPMENT LIST</p>	<p align="center">MEL ITEMS 22 - AUTO FLIGHT 22-10 - Autopilot/Flight Director (AP/FD)</p>
--	--

Continued from the previous page

_____ Reference(s) _____

(o) *Refer to OpsProc 22-10-04A Take-over pb AP Disconnection Function (One inoperative)*

L
P

22-10-04B Both inoperative

Repair interval	Nbr installed	Nbr required	Placard
C	2	0	No

L **P**

(o) Both may be inoperative provided that the AP is not used for approach.

_____ Reference(s) _____

(o) *Refer to OpsProc 22-10-04B Take-over pb AP Disconnection Function (Both inoperative)*

L
P

22-10-05	AUTO LAND light
-----------------	------------------------

Ident.: MI-22-10-00007533.0001001 / 29 NOV 11

Applicable to: ALL

22-10-05A

Repair interval	Nbr installed	Nbr required	Placard
C	2	0	Yes

L **P**

(o) One or both may be inoperative.

_____ Reference(s) _____

(o) *Refer to OpsProc 22-10-05A AUTO LAND light*

L
P



DRAGONAIR

A320/A321
MINIMUM EQUIPMENT LIST

MEL ITEMS

22 - AUTO FLIGHT

22-10 - Autopilot/Flight Director (AP/FD)

22-10-06

AP Disengagement Warning

Ident.: MI-22-10-00007534.0001001 / 29 NOV 11

Applicable to: **ALL**

22-10-06A

Repair interval	Nbr installed	Nbr required	Placard
C	1	0	Yes

L **P**

- (o) May be inoperative provided that:
- 1) ETOPS is not conducted, and
 - 2) The AP is not engaged.

_____ Reference(s) _____

- (o) *Refer to OpsProc 22-10-06A AP Disengagement Warning*

L

P

22-10-07

Sticks and Rudder Pedals Locking Solenoid in AP Mode

Ident.: MI-22-10-00007535.0001001 / 29 NOV 11

Applicable to: **ALL**

22-10-07A

Repair interval	Nbr installed	Nbr required	Placard
C	3	1	No

L **P**


- (o) One or two may be inoperative unlocked provided that no autoland is performed.

_____ Reference(s) _____

- (o) *Refer to OpsProc 22-10-07A Sticks and Rudder Pedals Locking Solenoid in AP Mode*

L

P

 DRAGONAIR A320/A321 MINIMUM EQUIPMENT LIST	MEL ITEMS 22 - AUTO FLIGHT 22-30 - Autothrust
--	---

22-30-01	Autothrust (A/THR)
-----------------	-----------------------------

Ident.: MI-22-30-00007536.0001001 / 29 NOV 11

Applicable to: ALL

22-30-01A

Repair interval	Nbr installed	Nbr required	Placard
C	1	0	Yes

L **P**

- (o) May be inoperative provided that the autothrust (A/THR) is disconnected before each flight.
Refer to Item 76-11-01 Thrust lever Position Sensor

_____ Reference(s) _____

- (o) Refer to OpsProc 22-30-01A Autothrust (A/THR)

L

P

22-30-02	Autothrust Instinctive Disconnect pb
-----------------	---

Ident.: MI-22-30-00007537.0001001 / 29 NOV 11

Applicable to: ALL


22-30-02A

Repair interval	Nbr installed	Nbr required	Placard
C	2	1	No

- (o) One may be inoperative provided that the ability to disconnect the autothrust (A/THR) via the remaining Instinctive Disconnect pb and by the FCU A/THR pb is checked before each flight.

_____ Reference(s) _____

- (o) Refer to OpsProc 22-30-02A Autothrust Instinctive Disconnect pb

 DRAGONAIR A320/A321 MINIMUM EQUIPMENT LIST	MEL ITEMS 22 - AUTO FLIGHT 22-30 - Autothrust
--	---

22-30-03	Autothrust Disengagement Warning
-----------------	---

Ident.: MI-22-30-00007538.0001001 / 29 NOV 11

Applicable to: ALL

22-30-03A

Repair interval	Nbr installed	Nbr required	Placard
C	1	0	Yes


L P

- (o) May be inoperative provided that the autothrust (A/THR) is considered inoperative.
Refer to Item 22-30-01 Autothrust (A/THR)

Reference(s)

- (o) Refer to OpsProc 22-30-03A Autothrust Disengagement Warning

L P

 DRAGONAIR A320/A321 MINIMUM EQUIPMENT LIST	MEL ITEMS 22 - AUTO FLIGHT 22-60 - Flight Augmentation (FAC)
---	--

22-60-01	FAC 1
-----------------	--------------

Ident.: MI-22-60-00007539.0001001 / 29 NOV 11
Applicable to: ALL

22-60-01A

Repair interval	Nbr installed	Nbr required	Placard
-	1	1	No

S

(m) Must be operative.

Note: The AUTO FLT FAC 1 FAULT alert may be displayed with the associated AUTO FLT/FAC1/28VDC C/B tripped.
This may be due to a short circuit within either rudder trim actuator channel 1 or rudder travel actuator channel 1.
In this case, the FAC 1 may be recovered provided that the affected part of the faulty actuator is deactivated using the associated maintenance procedure.
Refer to AMM 27-22-00-040-001, or
Refer to AMM 27-23-00-040-001.
Refer to Item 27-22-01 Rudder Trim System , or
Refer to Item 27-23-01 Rudder Travel Limiter System (Including Rudder and Pedals Travel Limiter Units)

_____ Reference(s) _____

(m) Refer to AMM task

S

 DRAGONAIR A320/A321 MINIMUM EQUIPMENT LIST	MEL ITEMS 22 - AUTO FLIGHT 22-60 - Flight Augmentation (FAC)
---	--

22-60-02	FAC 2
-----------------	--------------

Ident.: MI-22-60-00007540.0001001 / 29 NOV 11

Applicable to: ALL

22-60-02A

Repair interval	Nbr installed	Nbr required	Placard
C	1	0	Yes

L **P**

- (o) May be inoperative provided that:
- 1) All ADIRS s, ELAC s, SEC s, SFCC s, LGCIU s and RA s are operative, and
 - 2) The Rudder Travel Limiter System 2 is considered inoperative.
Refer to Item 22-60-04 Yaw Damper System
, and
Refer to Item 27-22-01 Rudder Trim System
, and
Refer to Item 27-23-01 Rudder Travel Limiter System (Including Rudder and Pedals Travel Limiter Units)

_____ Reference(s) _____

- (o) *Refer to OpsProc 22-60-02A FAC 2*

L
P

22-60-03	Reactive Windshear Detection Function
-----------------	--

Ident.: MI-22-60-00007542.0001001 / 29 NOV 11

Applicable to: ALL

22-60-03A


Repair interval	Nbr installed	Nbr required	Placard
B	2	0	No

P

Both may be inoperative provided that the Commander is satisfied that windshear conditions are not likely to be encountered at departure, destination or alternate airfields, having regard to actual and forecast weather conditions.

Note: *If required, it is not authorized to replace Reactive by the Predictive windshear system.*

Continued on the following page

 DRAGONAIR A320/A321 MINIMUM EQUIPMENT LIST	MEL ITEMS 22 - AUTO FLIGHT 22-60 - Flight Augmentation (FAC)
--	--

Continued from the previous page

_____ Reference(s) _____

P

22-60-04	Yaw Damper System
-----------------	--------------------------

Ident.: MI-22-60-00007543.0001001 / 29 NOV 11

Applicable to: ALL

22-60-04A

Repair interval	Nbr installed	Nbr required	Placard
C	2	1	No

P **L**

- (o) One may be inoperative.

_____ Reference(s) _____

- (o) Refer to OpsProc 22-60-04A Yaw Damper System

P

L



DRAGONAIR

A320/A321


MINIMUM EQUIPMENT LIST

MEL ITEMS

22 - AUTO FLIGHT

22-60 - Flight Augmentation (FAC)

Intentionally left blank

 DRAGONAIR A320/A321 MINIMUM EQUIPMENT LIST	MEL ITEMS 22 - AUTO FLIGHT 22-70 - Flight Management System (FMS)
---	---

22-70-01	Flight Management System (FMS)
-----------------	---------------------------------------

Ident.: MI-22-70-00007544.0001001 / 29 NOV 11
Applicable to: B-HSD, B-HSE, B-HSG, B-HSI, B-HSJ, B-HSK, B-HSL, B-HSM, B-HSN, B-HTD, B-HTE, B-HTF, B-HTG, B-HTH, B-HTI

22-70-01C FMS 1 inoperative

Repair interval	Nbr installed	Nbr required	Placard
C	2	1	Yes

P

The FMS 1 may be inoperative provided that:
1) ETOPS is not conducted, and
2) The flight remains within radio navaids coverage.

_____ Reference(s) _____

P

22-70-01D FMS 2 inoperative

Repair interval	Nbr installed	Nbr required	Placard
C	2	1	Yes

P

The FMS 2 may be inoperative provided that the flight remains within radio navaids coverage.

_____ Reference(s) _____

P



DRAGONAIR

A320/A321
MINIMUM EQUIPMENT LIST

MEL ITEMS

22 - AUTO FLIGHT

22-70 - Flight Management System (FMS)

22-70-01

Flight Management System (FMS)

Ident.: MI-22-70-00007544.0002001 / 29 NOV 11

Applicable to: B-HSO, B-HSP, B-HSQ, B-HSR

22-70-01A FMS 1 inoperative with IR 1 (NAV mode) or GPS 1 operative

Repair interval	Nbr installed	Nbr required	Placard
C	2	1	Yes

(o) The FMS 1 may be inoperative provided that:

- 1) ETOPS is not conducted, and
- 2) Two MCDU s are operative, and
- 3) The IR 1 NAV mode or GPS 1 is operative.

_____ Reference(s) _____

(o) *Refer to OpsProc 22-70-01A Flight Management System (FMS)*

22-70-01B FMS 2 inoperative with IR 1 (NAV mode) or GPS 1 operative

Repair interval	Nbr installed	Nbr required	Placard
C	2	1	Yes

(o) The FMS 2 may be inoperative provided that the IR 1 NAV mode or GPS 1 is operative.

_____ Reference(s) _____

(o) *Refer to OpsProc 22-70-01B Flight Management System (FMS)*

22-70-01C FMS 1 inoperative

Repair interval	Nbr installed	Nbr required	Placard
C	2	1	Yes

P


The FMS 1 may be inoperative provided that:

- 1) ETOPS is not conducted, and
- 2) The flight remains within radio nav aids coverage.

_____ Reference(s) _____

P

Continued on the following page

 DRAGONAIR A320/A321 MINIMUM EQUIPMENT LIST	MEL ITEMS 22 - AUTO FLIGHT 22-70 - Flight Management System (FMS)
--	---

Continued from the previous page

22-70-01D FMS 2 inoperative

Repair interval	Nbr installed	Nbr required	Placard
C	2	1	Yes

P

The FMS 2 may be inoperative provided that the flight remains within radio nav aids coverage.

_____ Reference(s) _____

P

22-70-02	Navigation Database
-----------------	----------------------------

Ident.: MI-22-70-00007545.0001001 / 29 NOV 11

Applicable to: ALL

22-70-02A

Repair interval	Nbr installed	Nbr required	Placard
A	2	1	No

S

The previous navigation data base cycle may be used, provided that:

- 1) ETOPS is not conducted, and
- 2) No previous faults associated with the data base have been reported, and
- 3) An approved navigation chart or computer flight plan is used to check the waypoints inserted in the FPLN (this may be achieved by checking the actual coordinates and / or track and distances between waypoints in the FPLN), and
- 4) All navigational aids must be manually tuned and identified for departures and arrivals, and
- 5) The replacement nav cycle data base is loaded within 3 calendar days or at the next overnight in HONG KONG whichever occurs first, and
- 6) The aircraft shall not depart HONG KONG for a flight or series of flights during which the NAV DATA BASE would become out of date, and
- 7) Advise IOC.

_____ Reference(s) _____

S



DRAGONAIR

A320/A321
MINIMUM EQUIPMENT LIST

MEL ITEMS

22 - AUTO FLIGHT

22-70 - Flight Management System (FMS)

22-70-03

Performance Information

Ident.: MI-22-70-00007546.0001001 / 22 MAR 10

Applicable to: **ALL**

22-70-03A

Repair interval	Nbr installed	Nbr required	Placard
C	2	0	No

One or both may be inoperative.

22-70-04

Fuel/Time Prediction


Ident.: MI-22-70-00007547.0001001 / 22 MAR 10

Applicable to: **ALL**

22-70-04A

Repair interval	Nbr installed	Nbr required	Placard
C	2	0	No

One or both may be inoperative.

 DRAGONAIR A320/A321 MINIMUM EQUIPMENT LIST	MEL ITEMS 22 - AUTO FLIGHT 22-81 - Flight Control Unit (FCU) 22-81-01 - Auto Flight Control Panel (FCU)
--	--

22-81-01-01	AP Engagement pb
--------------------	-------------------------

Ident.: MI-22-81-01-00007549.0001001 / 22 MAR 10

Applicable to: ALL

22-81-01-01A

Repair interval	Nbr installed	Nbr required	Placard
C	2	0	No

One or both may be inoperative provided that the associated autopilot (AP) is considered inoperative.

Refer to Item 22-10-01 Autopilot (AP)

22-81-01-02	A/THR Arming pb
--------------------	------------------------

Ident.: MI-22-81-01-00007550.0001001 / 22 MAR 10

Applicable to: ALL

22-81-01-02A

Repair interval	Nbr installed	Nbr required	Placard
C	1	0	No

May be inoperative provided that the autothrust (A/THR) is considered inoperative.

Refer to Item 22-30-01 Autothrust (A/THR)

22-81-01-03	Mode Engagement pb (LOC, EXPED, APPR)
--------------------	--

Ident.: MI-22-81-01-00007551.0001001 / 29 NOV 11

Applicable to: B-HSQ, B-HSR

22-81-01-03A

Repair interval	Nbr installed	Nbr required	Placard
C	3	0	Yes

One or more may be inoperative.

**DRAGONAIR****A320/A321**
MINIMUM EQUIPMENT LIST**MEL ITEMS****22 - AUTO FLIGHT**22-81 - Flight Control Unit (FCU)
22-81-01 - Auto Flight Control Panel (FCU)**22-81-01-03****Mode Engagement pb (LOC, APPR)**

Ident.: MI-22-81-01-00007551.0002001 / 29 NOV 11

Applicable to: B-HSD, B-HSE, B-HSG, B-HSI, B-HSJ, B-HSK, B-HSL, B-HSM, B-HSN, B-HSO, B-HSP, B-HTD, B-HTE, B-HTF, B-HTG, B-HTH, B-HTI

22-81-01-03A

Repair interval	Nbr installed	Nbr required	Placard
C	2	0	Yes

One or both may be inoperative.

22-81-01-04**Selection knob (ALT, HDG-TRK, SPD-MACH)**

Ident.: MI-22-81-01-00007552.0001001 / 22 MAR 10

Applicable to: **ALL****22-81-01-04A**

Repair interval	Nbr installed	Nbr required	Placard
-	3	3	No

Must be operative.


22-81-01-05**V/S-FPA Selection knob**

Ident.: MI-22-81-01-00007553.0001001 / 22 MAR 10

Applicable to: **ALL****22-81-01-05A**

Repair interval	Nbr installed	Nbr required	Placard
B	1	0	Yes

May be inoperative provided that operations do not required its use.

 DRAGONAIR A320/A321 MINIMUM EQUIPMENT LIST	MEL ITEMS 22 - AUTO FLIGHT 22-81 - Flight Control Unit (FCU) 22-81-01 - Auto Flight Control Panel (FCU)
---	--

22-81-01-06	HDG-V/S/TRK-FPA Change Over pb
--------------------	---------------------------------------

Ident.: MI-22-81-01-00007554.0001001 / 22 MAR 10

Applicable to: ALL

22-81-01-06A

Repair interval	Nbr installed	Nbr required	Placard
C	1	0	No

May be inoperative provided that the HDG-V/S selection is operative.

22-81-01-07	SPD/MACH Change Over pb
--------------------	--------------------------------

Ident.: MI-22-81-01-00007555.0001001 / 22 MAR 10

Applicable to: ALL

22-81-01-07A

Repair interval	Nbr installed	Nbr required	Placard
C	1	0	No

May be inoperative provided that the SPD selection is operative.

22-81-01-08	METRIC ALT pb
--------------------	----------------------

Ident.: MI-22-81-01-00007556.0001001 / 22 MAR 10

Applicable to: ALL

22-81-01-08A

Repair interval	Nbr installed	Nbr required	Placard
C	1	0	No

May be inoperative.

**DRAGONAIR****A320/A321
MINIMUM EQUIPMENT LIST****MEL ITEMS****22 - AUTO FLIGHT**22-81 - Flight Control Unit (FCU)
22-81-01 - Auto Flight Control Panel (FCU)**22-81-01-09****Selection Window (SPD-MACH, HDG-TRK, ALT, V/S-FPA)**

Ident.: MI-22-81-01-00007557.0002001 / 22 MAR 10

Applicable to: **ALL****22-81-01-09B**

Repair interval	Nbr installed	Nbr required	Placard
C	4	0	Yes

One or more may be inoperative provided that the associated indications are operative on both PFDs and both NDs.

22-81-01-10**AP1, AP2 and A/THR pb light Bars**

Ident.: MI-22-81-01-00007558.0001001 / 29 NOV 11

Applicable to: **ALL****22-81-01-10A**

Repair interval	Nbr installed	Nbr required	Placard
C	3	0	No

One or more may be inoperative provided that the associated indication is operative on both PFDs.


22-81-01-11**Mode Engagement (LOC, EXPED, APPR) pb light Bars**

Ident.: MI-22-81-01-00007559.0001001 / 29 NOV 11

Applicable to: **B-HSQ, B-HSR****22-81-01-11A**

Repair interval	Nbr installed	Nbr required	Placard
D	3	0	No

One or more may be inoperative.

 DRAGONAIR A320/A321 MINIMUM EQUIPMENT LIST	MEL ITEMS 22 - AUTO FLIGHT 22-81 - Flight Control Unit (FCU) 22-81-01 - Auto Flight Control Panel (FCU)
---	--

22-81-01-11	Mode Engagement (LOC, APPR) pb light Bars
--------------------	--

Ident.: MI-22-81-01-00007559.0002001 / 29 NOV 11

Applicable to: B-HSD, B-HSE, B-HSG, B-HSI, B-HSJ, B-HSK, B-HSL, B-HSM, B-HSN, B-HSO, B-HSP, B-HTD, B-HTE, B-HTF, B-HTG, B-HTH, B-HTI

22-81-01-11A

Repair interval	Nbr installed	Nbr required	Placard
D	2	0	No

One or both may be inoperative.



DRAGONAIR

A320/A321

MINIMUM EQUIPMENT LIST


MEL ITEMS

22 - AUTO FLIGHT

22-81 - Flight Control Unit (FCU)

22-81-01 - Auto Flight Control Panel (FCU)

Intentionally left blank

 DRAGONAIR A320/A321 MINIMUM EQUIPMENT LIST	MEL ITEMS 22 - AUTO FLIGHT 22-81 - Flight Control Unit (FCU) 22-81-02 - EFIS Control Panel (FCU)
--	---

22-81-02-01	Baro Reference Display Window
--------------------	--------------------------------------

Ident.: MI-22-81-02-00007560.0001001 / 22 MAR 10

Applicable to: ALL

22-81-02-01A

Repair interval	Nbr installed	Nbr required	Placard
C	2	0	Yes

One or both may be inoperative.

22-81-02-02	Baro Reference selector Outer Ring (in Hg/hPa)
--------------------	---

Ident.: MI-22-81-02-00007561.0001001 / 22 MAR 10

Applicable to: ALL

22-81-02-02A

Repair interval	Nbr installed	Nbr required	Placard
C	2	0	No

One or both may be inoperative provided that the unit required for the intended flight is operative on both EFIS control panels.

22-81-02-03	Baro Reference selector Inner knob
--------------------	---

Ident.: MI-22-81-02-00007562.0001001 / 22 MAR 10

Applicable to: ALL

22-81-02-03A

Repair interval	Nbr installed	Nbr required	Placard
–	2	2	No

Both must be operative.

**DRAGONAIR****A320/A321
MINIMUM EQUIPMENT LIST****MEL ITEMS****22 - AUTO FLIGHT**22-81 - Flight Control Unit (FCU)
22-81-02 - EFIS Control Panel (FCU)**22-81-02-04****FD pb**

Ident.: MI-22-81-02-00007563.0001001 / 22 MAR 10

Applicable to: **ALL****22-81-02-04A**

Repair interval	Nbr installed	Nbr required	Placard
C	2	0	No

One or both may be inoperative provided that the associated FD is considered inoperative.
Refer to Item 22-10-02 Flight Director (FD)

22-81-02-05**ILS pb**

Ident.: MI-22-81-02-00007564.0001001 / 22 MAR 10

Applicable to: **B-HSD, B-HSE, B-HSG, B-HSI, B-HTD, B-HTE, B-HTF****22-81-02-05A**

Repair interval	Nbr installed	Nbr required	Placard
–	2	0	No

One or both may be inoperative provided that the associated ILS is considered inoperative.
Refer to Item 34-30-04 Instrument Landing System (ILS)


22-81-02-05**LS pb**

Ident.: MI-22-81-02-00007564.0002001 / 29 NOV 11

Applicable to: **B-HSJ, B-HSK, B-HSL, B-HSM, B-HSN, B-HSO, B-HSP, B-HSQ, B-HSR, B-HTG, B-HTH, B-HTI****22-81-02-05A**

Repair interval	Nbr installed	Nbr required	Placard
–	2	0	No

One or both may be inoperative provided that the associated ILS is considered inoperative.
Refer to Item 34-30-04 Instrument Landing System (ILS)

 DRAGONAIR A320/A321 MINIMUM EQUIPMENT LIST	MEL ITEMS 22 - AUTO FLIGHT 22-81 - Flight Control Unit (FCU) 22-81-02 - EFIS Control Panel (FCU)
--	---

22-81-02-06	Optional Data (ARPT, NDB, VOR.D, WPT, CSTR) Display pb
--------------------	---

Ident.: MI-22-81-02-00007565.0001001 / 22 MAR 10

Applicable to: ALL

22-81-02-06A

Repair interval	Nbr installed	Nbr required	Placard
C	10	0	Yes

One or more may be inoperative.

22-81-02-07	ND Range selector
--------------------	--------------------------

Ident.: MI-22-81-02-00007566.0001001 / 22 MAR 10

Applicable to: ALL

22-81-02-07A

Repair interval	Nbr installed	Nbr required	Placard
C	2	1	Yes

One may be inoperative provided that the ND unit associated with the operative ND range selector is operative.

22-81-02-08	ND Mode selector
--------------------	-------------------------

Ident.: MI-22-81-02-00007567.0001001 / 22 MAR 10

Applicable to: ALL

22-81-02-08A

Repair interval	Nbr installed	Nbr required	Placard
C	2	1	Yes

One may be inoperative provided that the ND unit associated with the operative ND mode selector is operative.

**DRAGONAIR****A320/A321
MINIMUM EQUIPMENT LIST****MEL ITEMS****22 - AUTO FLIGHT**22-81 - Flight Control Unit (FCU)
22-81-02 - EFIS Control Panel (FCU)**22-81-02-09****ADF/VOR sw**

Ident.: MI-22-81-02-00007568.0001001 / 15 SEP 10

Applicable to: ALL

22-81-02-09A

Repair interval	Nbr installed	Nbr required	Placard
C	4	0	No

One or more may be inoperative provided that the associated ADF / VOR indication on ND is considered inoperative.

Refer to Item 34-06-06 Radio Nav aids Indications on the ND

22-81-02-10**ILS and FD pb light Bars**

Ident.: MI-22-81-02-00007569.0001001 / 29 NOV 11

Applicable to: B-HSD, B-HSE, B-HSG, B-HSI, B-HTD, B-HTE, B-HTF

22-81-02-10A

Repair interval	Nbr installed	Nbr required	Placard
C	4	0	No

One or more may be inoperative provided that the associated indication is operative on both PFDs.

22-81-02-10**LS and FD pb light Bars**


Ident.: MI-22-81-02-00007569.0002001 / 29 NOV 11

Applicable to: B-HSJ, B-HSK, B-HSL, B-HSM, B-HSN, B-HSO, B-HSP, B-HSQ, B-HSR, B-HTG, B-HTH, B-HTI

22-81-02-10A

Repair interval	Nbr installed	Nbr required	Placard
C	4	0	No

One or more may be inoperative provided that the associated indication is operative on both PFDs.

 DRAGONAIR A320/A321 MINIMUM EQUIPMENT LIST	MEL ITEMS 22 - AUTO FLIGHT 22-81 - Flight Control Unit (FCU) 22-81-02 - EFIS Control Panel (FCU)
---	---

22-81-02-11	Optional Data (ARPT, NDB, VOR.D, WPT, CSTR) Display pb light Bars
--------------------	--

Ident.: MI-22-81-02-00007570.0001001 / 29 NOV 11
Applicable to: ALL

22-81-02-11A

Repair interval	Nbr installed	Nbr required	Placard
C	10	0	No

One or more may be inoperative.



DRAGONAIR

A320/A321

MINIMUM EQUIPMENT LIST


MEL ITEMS

22 - AUTO FLIGHT

22-81 - Flight Control Unit (FCU)

22-81-02 - EFIS Control Panel (FCU)

Intentionally left blank

 DRAGONAIR A320/A321 MINIMUM EQUIPMENT LIST	MEL ITEMS 22 - AUTO FLIGHT 22-81 - Flight Control Unit (FCU) 22-81-03 - FCU Channel
--	--

22-81-03-01	FCU Channel
--------------------	--------------------

Ident.: MI-22-81-03-00007571.0001001 / 29 NOV 11

Applicable to: B-HSD, B-HSE, B-HSG, B-HSI, B-HSJ, B-HSK, B-HTD, B-HTE, B-HTF, B-HTG, B-HTH, B-HTI

22-81-03-01A Non ETOPS flight

Repair interval	Nbr installed	Nbr required	Placard
C	2	1	No

One may be inoperative provided that:

- 1) ETOPS is not conducted, and
- 2) Two RMPs, all DUs, both RAs, both LGCIUs, both FACs, both Automatic Cabin Pressure Control Systems, all ADIRUs and the Standby ALT Indicator are operative.

22-81-03-01B ETOPS flight

Repair interval	Nbr installed	Nbr required	Placard
A	2	1	No

S

For ETOPS, one may be inoperative for one flight provided that two RMPs, all DUs, both RAs, both LGCIUs, both FACs, both Automatic Cabin Pressure Control Systems, all ADIRUs and the Standby ALT Indicator are operative.

_____ Reference(s) _____

S

22-81-03-01	FCU Channel
--------------------	--------------------

Ident.: MI-22-81-03-00007571.0002001 / 29 NOV 11

Applicable to: B-HSL, B-HSM, B-HSN, B-HSO, B-HSP, B-HSQ, B-HSR


22-81-03-01A Non ETOPS flight

Repair interval	Nbr installed	Nbr required	Placard
C	2	1	No

One channel may be inoperative provided that:

- 1) ETOPS is not conducted, and
- 2) Two RMPs, all DUs, both RAs, both LGCIUs, both FACs, both Automatic Cabin Pressure Control Systems, all ADIRUs and the ISIS altitude indication are operative.

Continued on the following page

 DRAGONAIR A320/A321 MINIMUM EQUIPMENT LIST	MEL ITEMS 22 - AUTO FLIGHT 22-81 - Flight Control Unit (FCU) 22-81-03 - FCU Channel
--	--

Continued from the previous page

22-81-03-01B ETOPS flight


Repair interval	Nbr installed	Nbr required	Placard
A	2	1	No

S

For ETOPS, one channel may be inoperative for one flight provided that two RMPs, all DUs, both RAs, both LGCIUs, both FACs, both Automatic Cabin Pressure Control Systems, all ADIRUs and the ISIS altitude indication are operative.

_____ Reference(s) _____

S

 DRAGONAIR A320/A321 MINIMUM EQUIPMENT LIST	MEL ITEMS 22 - AUTO FLIGHT 22-82 - Multipurpose Control and Display Unit (MCDU)
---	---

22-82-01	MCDU 1
-----------------	---------------

Ident.: MI-22-82-00007572.0001001 / 29 NOV 11

Applicable to: ALL

22-82-01B

Repair interval	Nbr installed	Nbr required	Placard
C	1	0	Yes

P

May be inoperative provided that:

- 1) ETOPS is not conducted, and
- 2) The MCDU 2 is operative, and
- 3) The flight remains within radio nav aids coverage.

_____ Reference(s) _____

P

22-82-02	MCDU 2
-----------------	---------------

Ident.: MI-22-82-00007573.0001001 / 29 NOV 11

Applicable to: ALL

22-82-02B Flight within nav aids coverage


Repair interval	Nbr installed	Nbr required	Placard
C	1	0	Yes

P

May be inoperative provided that the flight remains within radio nav aids coverage.

_____ Reference(s) _____

P

 DRAGONAIR A320/A321 MINIMUM EQUIPMENT LIST	MEL ITEMS 22 - AUTO FLIGHT 22-82 - Multipurpose Control and Display Unit (MCDU)
---	---

22-82-04	MCDU Annunciator light
-----------------	-------------------------------


Ident.: MI-22-82-00007575.0001001 / 29 NOV 11

Applicable to: ALL

22-82-04A

Repair interval	Nbr installed	Nbr required	Placard
C	-	0	Yes

One or more may be inoperative.

 DRAGONAIR A320/A321 MINIMUM EQUIPMENT LIST	MEL ITEMS 22 - AUTO FLIGHT 22-83 - Flight Management and Guidance Computer (FMGC)
---	---

22-83-01	Flight Management and Guidance Computer (FMGC)
-----------------	---

Ident.: MI-22-83-00007576.0001001 / 29 NOV 11

Applicable to: ALL

22-83-01A FMGC 1 inoperative

Repair interval	Nbr installed	Nbr required	Placard
C	2	1	Yes

- (o) FMGC 1 may be inoperative provided that:

- 1) ETOPS is not conducted, and
- 2) FMGC 1 is deactivated, and
- 3) FMS 1 is considered inoperative.

Refer to Item 22-70-01 Flight Management System (FMS)

Note: *If FMGC 1 is inoperative, Terrain function of TAWS is also inoperative.
Refer to Item 34-40-01-01 Ground Proximity Warning System (GPWS)*

_____ Reference(s) _____

- (o) *Refer to OpsProc 22-83-01A Flight Management and Guidance Computer (FMGC)*

22-83-01B FMGC 2 inoperative

Repair interval	Nbr installed	Nbr required	Placard
C	2	1	Yes

- (o) FMGC 2 may be inoperative provided that:

- 1) FMGC 2 is deactivated, and
- 2) FMS 2 is considered inoperative.

Refer to Item 22-70-01 Flight Management System (FMS)

_____ Reference(s) _____

- (o) *Refer to OpsProc 22-83-01B Flight Management and Guidance Computer (FMGC)*



DRAGONAIR

A320/A321


MINIMUM EQUIPMENT LIST

MEL ITEMS

22 - AUTO FLIGHT

22-83 - Flight Management and Guidance Computer (FMGC)

Intentionally left blank

 DRAGONAIR A320/A321 MINIMUM EQUIPMENT LIST	MEL ITEMS 23 - COMMUNICATIONS 23-00 - MAINTENANCE Message on the STATUS SD page
--	---

23-00-01	CIDS 1(2) MAINTENANCE Message
-----------------	--------------------------------------

Ident.: MI-23-00-00007581.0001001 / 29 NOV 11

Applicable to: ALL

23-00-01A

Repair interval	Nbr installed	Nbr required	Placard
C	–	–	No

S

CIDS 1(2) MAINTENANCE message may be displayed on the STATUS SD page.

_____ Reference(s) _____

S



DRAGONAIR

A320/A321


MINIMUM EQUIPMENT LIST

MEL ITEMS

23 - COMMUNICATIONS

23-00 - MAINTENANCE Message on the STATUS SD page

Intentionally left blank

 DRAGONAIR A320/A321 MINIMUM EQUIPMENT LIST	MEL ITEMS 23 - COMMUNICATIONS 23-01 - Overhead Panels 23-01-01 - RCDR Overhead Panel
---	---

23-01-01-01	RCDR GND CTL pb-sw ON light
--------------------	------------------------------------

Ident.: MI-23-01-01-00007582.0001001 / 22 MAR 10

Applicable to: ALL

23-01-01-01A

Repair interval	Nbr installed	Nbr required	Placard
C	1	0	Yes

May be inoperative.

23-01-01-31	RCDR GND CTL pb-sw
--------------------	---------------------------

Ident.: MI-23-01-01-00007583.0001001 / 29 NOV 11

Applicable to: ALL

23-01-01-31A AUTO position

Repair interval	Nbr installed	Nbr required	Placard
C	1	0	Yes

- (o) May be inoperative in the AUTO position.

_____ Reference(s) _____

- (o) Refer to OpsProc 23-01-01-31A RCDR GND CTL pb-sw (Inoperative in the AUTO position)

23-01-01-31B ON position

Repair interval	Nbr installed	Nbr required	Placard
C	1	0	Yes

- (o) May be inoperative in the ON position.

_____ Reference(s) _____

- (o) Refer to OpsProc 23-01-01-31B RCDR GND CTL pb-sw (Inoperative in the ON position)

Continued on the following page

**DRAGONAIR****A320/A321**
MINIMUM EQUIPMENT LIST**MEL ITEMS****23 - COMMUNICATIONS**

23-01 - Overhead Panels

23-01-01 - RCDR Overhead Panel

*Continued from the previous page***23-01-01-31C CVR considered inoperative**

Repair interval	Nbr installed	Nbr required	Placard
A	1	0	Yes

S

May be inoperative provided that the CVR is considered inoperative.

Refer to Item 23-71-01 Cockpit Voice Recorder (CVR)

_____ Reference(s) _____

S

23-01-01-32	CVR ERASE pb
--------------------	---------------------

Ident.: MI-23-01-01-00007584.0001001 / 22 MAR 10

Applicable to: ALL**23-01-01-32A**

Repair interval	Nbr installed	Nbr required	Placard
C	1	0	Yes

May be inoperative.

23-01-01-33	CVR TEST pb
--------------------	--------------------

Ident.: MI-23-01-01-00007585.0001001 / 29 NOV 11


Applicable to: ALL**23-01-01-33A**

Repair interval	Nbr installed	Nbr required	Placard
A	1	0	Yes

S

May be inoperative provided that the Cockpit Voice Recorder (CVR) is considered inoperative.

*Refer to Item 23-71-01 Cockpit Voice Recorder (CVR)**Continued on the following page*

 DRAGONAIR A320/A321 MINIMUM EQUIPMENT LIST	MEL ITEMS 23 - COMMUNICATIONS 23-01 - Overhead Panels 23-01-01 - RCDR Overhead Panel
--	---

Continued from the previous page

_____ Reference(s) _____

S



DRAGONAIR

A320/A321

MINIMUM EQUIPMENT LIST


MEL ITEMS

23 - COMMUNICATIONS

23-01 - Overhead Panels

23-01-01 - RCDR Overhead Panel

Intentionally left blank

 DRAGONAIR A320/A321 MINIMUM EQUIPMENT LIST	MEL ITEMS 23 - COMMUNICATIONS 23-01 - Overhead Panels 23-01-02 - CALLS Overhead Panel
--	--

23-01-02-31	CALLS ALL pb
--------------------	---------------------

Ident.: MI-23-01-02-00007586.0001001 / 29 NOV 11

Applicable to: ALL

23-01-02-31A

Repair interval	Nbr installed	Nbr required	Placard
D	1	0	Yes

May be inoperative.

23-01-02-32	CALLS EMER pb, CALLS FWD pb, CALLS MID pb, CALLS EXIT pb, CALLS AFT pb
--------------------	---

Ident.: MI-23-01-02-00007587.0001001 / 29 NOV 11

Applicable to: ALL

23-01-02-32A Use of passenger address system

Repair interval	Nbr installed	Nbr required	Placard
C	–	0	Yes

One or more may be inoperative provided that the passenger address system is used for communication between the cockpit and the cabin.

23-01-02-32B Use of cockpit handset interphone

Repair interval	Nbr installed	Nbr required	Placard
C	–	0	Yes

One or more may be inoperative provided that the cockpit handset interphone is used for communication between the cockpit and the cabin.



DRAGONAIR

A320/A321

MINIMUM EQUIPMENT LIST


MEL ITEMS

23 - COMMUNICATIONS

23-01 - Overhead Panels

23-01-02 - CALLS Overhead Panel

Intentionally left blank

 DRAGONAIR A320/A321 MINIMUM EQUIPMENT LIST	MEL ITEMS 23 - COMMUNICATIONS 23-01 - Overhead Panels 23-01-03 - AUDIO SWITCHING Overhead Panel
---	--

23-01-03-31	AUDIO SWITCHING selector
--------------------	---------------------------------

Ident.: MI-23-01-03-00007616.0001001 / 29 NOV 11
Applicable to: ALL

23-01-03-31A

Repair interval	Nbr installed	Nbr required	Placard
C	1	0	No

May be inoperative.



DRAGONAIR

A320/A321
MINIMUM EQUIPMENT LIST


MEL ITEMS

23 - COMMUNICATIONS

23-01 - Overhead Panels

23-01-03 - AUDIO SWITCHING Overhead Panel

Intentionally left blank

 DRAGONAIR A320/A321 MINIMUM EQUIPMENT LIST	MEL ITEMS 23 - COMMUNICATIONS 23-09 - ECAM Alerts
---	---

23-09-01	COM HF 1(2) EMITTING Alert
-----------------	-----------------------------------

Ident.: MI-23-09-00007665.0001001 / 29 NOV 11

Applicable to: ALL

23-09-01A

Repair interval	Nbr installed	Nbr required	Placard
C	2	–	No

- (o) One or both may be displayed provided that :
- 1) The alert is confirmed to be false by troubleshooting, and
 - 2) The affected HF is deactivated and considered inoperative.
- Refer to Item 23-10-01 HF System*

_____ Reference(s) _____

- (o) *Refer to OpsProc 23-09-01A COM HF 1(2) EMITTING Alert*

23-09-02	COM VHF 1(2)(3) EMITTING Alert
-----------------	---------------------------------------

Ident.: MI-23-09-00007665.0001001 / 29 NOV 11

Applicable to: ALL

23-09-02A

Repair interval	Nbr installed	Nbr required	Placard
C	3	–	No

- (o) One or more may be displayed provided that :
- 1) The alert is confirmed to be false by troubleshooting, and
 - 2) The affected VHF is deactivated and considered inoperative.
- Refer to Item 23-10-02 VHF System*

_____ Reference(s) _____

- (o) *Refer to OpsProc 23-09-02A COM VHF 1(2)(3) EMITTING Alert*



DRAGONAIR

A320/A321


MINIMUM EQUIPMENT LIST

MEL ITEMS

23 - COMMUNICATIONS

23-09 - ECAM Alerts

Intentionally left blank

 DRAGONAIR A320/A321 MINIMUM EQUIPMENT LIST	MEL ITEMS 23 - COMMUNICATIONS 23-10 - Speech Communication
--	--

23-10-01	HF System
-----------------	------------------

Ident.: MI-23-10-00007588.0001001 / 29 NOV 11

Applicable to: ALL

23-10-01A HF 2 inoperative

Repair interval	Nbr installed	Nbr required	Placard
C	2	1	No

S

HF 2 may be inoperative.

_____ Reference(s) _____

S

23-10-01B Both inoperative

Repair interval	Nbr installed	Nbr required	Placard
C	2	0	No

S

One or both systems may be inoperative provided that communications can be covered by VHF.

_____ Reference(s) _____

S

23-10-02	VHF System
-----------------	-------------------

Ident.: MI-23-10-00007589.0002001 / 29 NOV 11

Applicable to: ALL

23-10-02B

Repair interval	Nbr installed	Nbr required	Placard
C	3	2	No

One may be inoperative provided VHF 1 is operative.

Note: The VHF 3 may be used as one of the VHF's required by regulations, provided that the VHF 3 is set to VOICE mode before each flight.



DRAGONAIR

A320/A321


MINIMUM EQUIPMENT LIST

MEL ITEMS

23 - COMMUNICATIONS

23-10 - Speech Communication

Intentionally left blank

 DRAGONAIR A320/A321 MINIMUM EQUIPMENT LIST	MEL ITEMS 23 - COMMUNICATIONS 23-13 - Radio Management
--	--

23-13-01	Radio Management Panel (RMP)
-----------------	-------------------------------------

Ident.: MI-23-13-00007591.0001001 / 29 NOV 11

Applicable to: B-HSQ, B-HSR

23-13-01A

Repair interval	Nbr installed	Nbr required	Placard
–	2	2	No

All must be operative.

23-13-01	Radio Management Panel (RMP)
-----------------	-------------------------------------

Ident.: MI-23-13-00007591.0002001 / 29 NOV 11

Applicable to: B-HSD, B-HSE, B-HSG, B-HSI, B-HSJ, B-HSK, B-HSL, B-HSM, B-HSN, B-HSO, B-HSP, B-HTD, B-HTE, B-HTF, B-HTG, B-HTH, B-HTI

23-13-01B

Repair interval	Nbr installed	Nbr required	Placard
C	3	2	Yes

RMP 2 or RMP 3 may be inoperative.

23-13-02	RMP Selection Key
-----------------	--------------------------

Ident.: MI-23-13-00007592.0001001 / 22 MAR 10

Applicable to: ALL

23-13-02A

Repair interval	Nbr installed	Nbr required	Placard
C	–	–	Yes

One may be inoperative on each RMP provided that :

- 1) VHF 1 selection key is operative on RMP 1, and
- 2) If HF is required, HF 1 selection key is operative on RMP 1.



DRAGONAIR

A320/A321


MINIMUM EQUIPMENT LIST

MEL ITEMS

23 - COMMUNICATIONS

23-13 - Radio Management

Intentionally left blank

 DRAGONAIR A320/A321 MINIMUM EQUIPMENT LIST	MEL ITEMS 23 - COMMUNICATIONS 23-20 - Data Transmission and Automatic Calling
--	---

23-20-01	Aircraft Communications Addressing Reporting System (ACARS)
-----------------	--

Ident.: MI-23-20-00007593.0001001 / 29 NOV 11
Applicable to: ALL

23-20-01A

Repair interval	Nbr installed	Nbr required	Placard
B	1	0	No

S

May be inoperative.

Note: If available, AIDS stored report <02> (engine cruise report) should be printed and faxed to CX MC (+852-23627416) after each sector.

_____ Reference(s) _____

S



DRAGONAIR

A320/A321


MINIMUM EQUIPMENT LIST

MEL ITEMS

23 - COMMUNICATIONS

23-20 - Data Transmission and Automatic Calling

Intentionally left blank

 DRAGONAIR A320/A321 MINIMUM EQUIPMENT LIST	MEL ITEMS 23 - COMMUNICATIONS 23-31 - Passenger Address System
---	--

23-31-01	Passenger Address System
-----------------	---------------------------------

Ident.: MI-23-31-00007595.0001001 / 29 NOV 11

Applicable to: ALL

23-31-01A

Repair interval	Nbr installed	Nbr required	Placard
–	1	1	No

Must be operative.

- Note:
1. In the case of partial failure of the passenger address system, refer to the item(s) of the affected system(s).
 2. Total failure of the passenger address system (indicated by the COM CIDS 1+2 FAULT alert displayed on the EWD) is not permitted.

23-31-02	PA IN USE light
-----------------	------------------------

Ident.: MI-23-31-00007596.0001001 / 22 MAR 10

Applicable to: B-HSL, B-HSM, B-HSN, B-HSO, B-HSP, B-HTH, B-HTI

23-31-02A

Repair interval	Nbr installed	Nbr required	Placard
D	1	0	Yes

May be inoperative.



DRAGONAIR

A320/A321


MINIMUM EQUIPMENT LIST

MEL ITEMS

23 - COMMUNICATIONS

23-31 - Passenger Address System

Intentionally left blank

 DRAGONAIR A320/A321 MINIMUM EQUIPMENT LIST	MEL ITEMS 23 - COMMUNICATIONS 23-40 - Interphone
--	--

23-40-01	Ground External Horn
-----------------	-----------------------------

Ident.: MI-23-40-00007597.0001001 / 29 NOV 11

Applicable to: ALL

23-40-01A

Repair interval	Nbr installed	Nbr required	Placard
C	1	0	No

[S]

- (o) May be inoperative.

_____ Reference(s) _____

- (o) *Refer to OpsProc 23-40-01A Ground External Horn*

[S]

23-40-02	Flight Crew Interphone System
-----------------	--------------------------------------

Ident.: MI-23-40-00007598.0001001 / 29 NOV 11

Applicable to: ALL

23-40-02A

Repair interval	Nbr installed	Nbr required	Placard
-	1	1	No

Required for all crew members on Flight Deck duty

23-40-03	Flight Crew to Ground Communication System
-----------------	---

Ident.: MI-23-40-00007599.0001001 / 29 NOV 11

Applicable to: ALL

23-40-03A

Repair interval	Nbr installed	Nbr required	Placard
C	1	0	No

[S]

- (o) May be inoperative provided that:
- 1) Procedures are not dependent upon its use.
 - 2) Alternate procedures are established and used.

Continued on the following page

 DRAGONAIR A320/A321 MINIMUM EQUIPMENT LIST	MEL ITEMS 23 - COMMUNICATIONS 23-40 - Interphone
---	--

Continued from the previous page

Reference(s)

(o) Refer to OpsProc 23-40-03A Flight Crew to Ground Communication System

S

23-40-04	Service Interphone Jack
----------	-------------------------

Ident.: MI-23-40-00007600.0001001 / 29 NOV 11

Applicable to: ALL


23-40-04A

Repair interval	Nbr installed	Nbr required	Placard
C	8	0	No

(o) One or more may be inoperative.

Reference(s)

(o) Refer to OpsProc 23-40-04A Service Interphone Jack

 DRAGONAIR A320/A321 MINIMUM EQUIPMENT LIST	MEL ITEMS 23 - COMMUNICATIONS 23-51 - Audio Management
---	--

23-51-01	SELCAL Function
-----------------	------------------------

Ident.: MI-23-51-00007601.0001001 / 22 MAR 10

Applicable to: ALL

23-51-01A

Repair interval	Nbr installed	Nbr required	Placard
C	1	0	No

May be inoperative.

23-51-02	Boomset
-----------------	----------------

Ident.: MI-23-51-00007602.0001001 / 29 NOV 11

Applicable to: ALL

23-51-02A

Repair interval	Nbr installed	Nbr required	Placard
B	–	–	No

Headset including boom microphone must be operative for each person on flight deck duty.

23-51-03	Hand Microphone
-----------------	------------------------


Ident.: MI-23-51-00007603.0001001 / 22 MAR 10

Applicable to: ALL

23-51-03A

Repair interval	Nbr installed	Nbr required	Placard
C	–	0	Yes

One or more may be inoperative, or missing, or removed.

 DRAGONAIR A320/A321 MINIMUM EQUIPMENT LIST	MEL ITEMS 23 - COMMUNICATIONS 23-51 - Audio Management
---	--

23-51-04	Cockpit Loudspeaker
-----------------	----------------------------

Ident.: MI-23-51-20801956.9001001 / 29 NOV 11

Applicable to: ALL

23-51-04A

Repair interval	Nbr installed	Nbr required	Placard
C	2	1	No

Only F/O loudspeaker may be inoperative provided that at least one crewmember on cockpit duty wears a boomset compatible with the quick donning oxygen mask.

23-51-05	Cockpit Loudspeaker Volume Control
-----------------	---

Ident.: MI-23-51-00007605.0001001 / 29 NOV 11

Applicable to: ALL


23-51-05A

Repair interval	Nbr installed	Nbr required	Placard
C	2	1	No

- (o) One may be inoperative provided that the affected crewmember on cockpit duty wears a boomset compatible with the quick donning oxygen mask.

_____ Reference(s) _____

- (o) *Refer to OpsProc 23-51-05A Cockpit Loudspeaker Volume Control*

 DRAGONAIR A320/A321 MINIMUM EQUIPMENT LIST	MEL ITEMS 23 - COMMUNICATIONS 23-51 - Audio Management
---	--

23-51-06	Sidestick PTT sw
-----------------	-------------------------

Ident.: MI-23-51-00007606.0001001 / 29 NOV 11
Applicable to: ALL

23-51-06B

Repair interval	Nbr installed	Nbr required	Placard
C	2	0	No

S

(m) One or both may be inoperative in the open position (non transmitting position) provided that the INT/RAD sw on CAPT ACP, on F/O ACP and on ACP 3 are operative.

Note: Apply the maintenance procedure only when the inoperative sidestick PTT sw is failed in the closed position (transmitting position).

_____ Reference(s) _____

(m) Refer to AMM 23-51-00-040-001

S



DRAGONAIR

A320/A321


MINIMUM EQUIPMENT LIST

MEL ITEMS

23 - COMMUNICATIONS

23-51 - Audio Management

Intentionally left blank

 DRAGONAIR A320/A321 MINIMUM EQUIPMENT LIST	MEL ITEMS 23 - COMMUNICATIONS 23-52 - Audio Control Panel (ACP)
---	---

23-52-01	CAPT and F/O ACP
-----------------	-------------------------

Ident.: MI-23-52-00007609.0001001 / 29 NOV 11

Applicable to: ALL

23-52-01A

Repair interval	Nbr installed	Nbr required	Placard
C	2	1	Yes

- (o) One may be inoperative provided that :
- 1) ACP 3 is operative, and
 - 2) The AUDIO SWITCHING selector is operative.

_____ Reference(s) _____

- (o) *Refer to OpsProc 23-52-01A CAPT and F/O ACP*

23-52-02	ACP 3
-----------------	--------------

Ident.: MI-23-52-00007610.0001001 / 22 MAR 10

Applicable to: ALL

23-52-02A

Repair interval	Nbr installed	Nbr required	Placard
C	1	0	Yes

May be inoperative.

23-52-05	ACP Transmission Key
-----------------	-----------------------------

Ident.: MI-23-52-00007613.0001001 / 22 MAR 10

Applicable to: ALL

23-52-05A

Repair interval	Nbr installed	Nbr required	Placard
C	-	-	Yes

One may be inoperative on each ACP provided that :

- 1) VHF 1 transmission key is operative either on CAPT ACP or on F/O ACP, and
- 2) If HF is required, HF 1 transmission key is operative either on CAPT ACP or on F/O ACP.

**DRAGONAIR****A320/A321**
MINIMUM EQUIPMENT LIST**MEL ITEMS****23 - COMMUNICATIONS**

23-52 - Audio Control Panel (ACP)

23-52-06**ACP Reception knob**

Ident.: MI-23-52-00007614.0001001 / 22 MAR 10

Applicable to: **ALL****23-52-06A**

Repair interval	Nbr installed	Nbr required	Placard
C	–	–	Yes

One may be inoperative on each ACP provided that :

- 1) VHF 1 reception knob is operative either on CAPT ACP or on F/O ACP, and
- 2) If HF is required, HF 1 reception knob is operative either on CAPT ACP or on F/O ACP, and
- 3) If ILS is required for approach, one ILS reception knob is operative either on CAPT ACP or on F/O ACP.


23-52-07**ACP Reception knob light**

Ident.: MI-23-52-00007615.0001001 / 22 MAR 10

Applicable to: **ALL****23-52-07A**

Repair interval	Nbr installed	Nbr required	Placard
D	–	0	No

One or more may be inoperative.

 DRAGONAIR A320/A321 MINIMUM EQUIPMENT LIST	MEL ITEMS 23 - COMMUNICATIONS 23-71 - Cockpit Voice Recorder (CVR)
--	--

23-71-01	Cockpit Voice Recorder (CVR)
-----------------	-------------------------------------

Ident.: MI-23-71-00007617.0001001 / 29 NOV 11
Applicable to: ALL

23-71-01A

Repair interval	Nbr installed	Nbr required	Placard
A	1	0	No

S

May be inoperative for a maximum of 8 sectors or 72 hours elapsed, whichever occurs first provided that:

- 1) The DFR is operative, and
- 2) The aircraft does not depart Hong Kong.

Note: CVR must be operative ex-HKG unless: If the CVR is found to be inoperative during crew predeparture checks, then the defect can be entered in the Maintenance Log for rectification at next HKG transit.

_____ Reference(s) _____

S



DRAGONAIR

A320/A321


MINIMUM EQUIPMENT LIST

MEL ITEMS

23 - COMMUNICATIONS

23-71 - Cockpit Voice Recorder (CVR)

Intentionally left blank

 DRAGONAIR A320/A321 MINIMUM EQUIPMENT LIST	MEL ITEMS 23 - COMMUNICATIONS 23-72 - Cabin Surveillance
---	--

23-72-01-51	CDSS
--------------------	-------------

Ident.: MI-23-72-20801308.9001001 / 29 NOV 11

Applicable to: ALL

23-72-01-51A

Repair interval	Nbr installed	Nbr required	Placard
C	1	0	No

[S]

- (o) The whole system may be inoperative, provided cabin interphone and cockpit door viewing spyhole are serviceable.

_____ Reference(s) _____

- (o) *Refer to OpsProc 23-72-01-51A CDSS*

[S]

23-72-01-52	CDSS-Monitor
--------------------	---------------------

Ident.: MI-23-72-20801312.9001001 / 29 NOV 11

Applicable to: ALL

23-72-01-52A

Repair interval	Nbr installed	Nbr required	Placard
D	2	1	No

One may be inoperative.

23-72-01-52B

Repair interval	Nbr installed	Nbr required	Placard
C	2	0	No

[S]

- (o) Both may be inoperative, provided cabin interphone and cockpit door viewing spyhole are serviceable.

Continued on the following page

**DRAGONAIR****A320/A321**
MINIMUM EQUIPMENT LIST**MEL ITEMS****23 - COMMUNICATIONS**

23-72 - Cabin Surveillance

Continued from the previous page

Reference(s)

- (o) Refer to OpsProc 23-72-01-52B CDSS-Monitor

S**23-72-01-53****CDSS-Camera**

Ident.: MI-23-72-20801313.9001001 / 29 NOV 11

Applicable to: ALL

23-72-01-53A

Repair interval	Nbr installed	Nbr required	Placard
C	3	1	No

One or two may be inoperative.

23-72-01-53B

Repair interval	Nbr installed	Nbr required	Placard
C	3	0	No

S

- (o) All may be inoperative, provided cabin interphone and cockpit door viewing spyhole are serviceable.

Reference(s)

- (o) Refer to OpsProc 23-72-01-53B CDSS-Camera

S**23-72-01-54****CDSS-Cabin Ready Function**

Ident.: MI-23-72-20801314.9001001 / 29 NOV 11


Applicable to: ALL

23-72-01-54A

Repair interval	Nbr installed	Nbr required	Placard
D	1	0	No

- (o) May be inoperative provided cabin interphone is serviceable.

Continued on the following page

 DRAGONAIR A320/A321 MINIMUM EQUIPMENT LIST	MEL ITEMS 23 - COMMUNICATIONS 23-72 - Cabin Surveillance
---	--

Continued from the previous page

Reference(s)

(o) Refer to OpsProc 23-72-01-54A CDSS-Cabin Ready Function

23-72-01-55	CDSS-Viewing Spy Hole
--------------------	------------------------------

Ident.: MI-23-72-20801327.9001001 / 29 NOV 11

Applicable to: ALL

23-72-01-55A

Repair interval	Nbr installed	Nbr required	Placard
D	1	0	No

May be inoperative provided it is not missing.



DRAGONAIR

A320/A321


MINIMUM EQUIPMENT LIST

MEL ITEMS

23 - COMMUNICATIONS

23-72 - Cabin Surveillance

Intentionally left blank

 DRAGONAIR A320/A321 MINIMUM EQUIPMENT LIST	MEL ITEMS 23 - COMMUNICATIONS 23-73 - Cabin Intercommunication Data System 23-73-01 - Cabin Intercommunication Data System (CIDS)
---	--

23-73-01-01	Cabin Intercommunication Data System (CIDS) Function
--------------------	---

Ident.: MI-23-73-01-00007619.0001001 / 29 NOV 11

Applicable to: B-HSD, B-HSE, B-HSG, B-HSI, B-HSJ, B-HSK, B-HSL, B-HSM, B-HSN

23-73-01-01A

Repair interval	Nbr installed	Nbr required	Placard
C	1	1	No

The CIDS function must be operative.

- Note:**
1. Failure of a single CIDS director is indicated by a MAINTENANCE message on the STATUS SD page .
Refer to Item 23-00-01 CIDS 1(2) MAINTENANCE Message
 2. In the case of disturbance of the CIDS function, the removal of the affected CIDS director may recover normal operation of the CIDS function.
Refer to AMM TASK 23-73-00-040-001

23-73-01-01	Cabin Intercommunication Data System (CIDS) Function
--------------------	---

Ident.: MI-23-73-01-00007619.0002001 / 29 NOV 11

Applicable to: B-HSO, B-HSP, B-HSQ, B-HSR, B-HTD, B-HTE, B-HTF, B-HTG, B-HTH, B-HTI

23-73-01-01A

Repair interval	Nbr installed	Nbr required	Placard
C	1	1	No

The CIDS function must be operative.

- Note:**
1. Failure of a single CIDS director is indicated by a MAINTENANCE message on the STATUS SD page .
Refer to Item 23-00-01 CIDS 1(2) MAINTENANCE Message
 2. In the case of disturbance of the CIDS function, the deactivation of the affected CIDS director may recover normal operation of the CIDS function.
Refer to AMM TASK 23-73-00-040-001



DRAGONAIR

A320/A321

MINIMUM EQUIPMENT LIST


MEL ITEMS

23 - COMMUNICATIONS

23-73 - Cabin Intercommunication Data System

23-73-01 - Cabin Intercommunication Data System (CIDS)

Intentionally left blank

 DRAGONAIR A320/A321 MINIMUM EQUIPMENT LIST	MEL ITEMS 23 - COMMUNICATIONS 23-73 - Cabin Intercommunication Data System 23-73-02 - DEU A
--	--

23-73-02-01	Cabin DEU A
--------------------	--------------------

Ident.: MI-23-73-02-00007620.0001001 / 29 NOV 11

Applicable to: ALL

23-73-02-01A Affected seat occupied

Repair interval	Nbr installed	Nbr required	Placard
C	–	–	No

- (o) One or more may be inoperative and affected passenger seat may be occupied provided that :
- 1) The passenger announcement can be heard throughout the cabin during the flight, and
 - 2) The passenger address system is used to alert the passengers when "Return to Seat / Fasten Seat Belt / No Smoking" signs are requested.

_____ Reference(s) _____

- (o) *Refer to OpsProc 23-73-02-01A Cabin DEU A*

23-73-02-01B Affected seat not occupied

Repair interval	Nbr installed	Nbr required	Placard
C	–	–	Yes

One or more may be inoperative provided that the affected seats are blocked and placarded inoperative.

23-73-02-02	Lavatory DEU A
--------------------	-----------------------

Ident.: MI-23-73-02-00007621.0001001 / 29 NOV 11

Applicable to: ALL

23-73-02-02A

Repair interval	Nbr installed	Nbr required	Placard
C	–	0	Yes

One or more may be inoperative provided that the affected lavatory is closed and placarded inoperative.



DRAGONAIR

A320/A321

MINIMUM EQUIPMENT LIST


MEL ITEMS

23 - COMMUNICATIONS

23-73 - Cabin Intercommunication Data System

23-73-02 - DEU A

Intentionally left blank

 <p>DRAGONAIR A320/A321 MINIMUM EQUIPMENT LIST</p>	<p align="center">MEL ITEMS 23 - COMMUNICATIONS 23-73 - Cabin Intercommunication Data System 23-73-03 - DEU B</p>
--	---

23-73-03-01	Cabin DEU B
--------------------	--------------------

Ident.: MI-23-73-03-00007622.0001001 / 29 NOV 11

Applicable to: B-HSD, B-HSE, B-HSG, B-HSI, B-HSJ, B-HSK, B-HSL, B-HSM, B-HSN, B-HTD, B-HTE, B-HTF, B-HTG, B-HTH, B-HTI

23-73-03-01A


Repair interval	Nbr installed	Nbr required	Placard
C	–	2	No

- (o) One or more may be inoperative provided that :
- 1) One DEU B and the associated handset are operative at each pair of floor level exit doors, and

2) The slide bottle pressure and door bottle pressure associated with each affected DEU B are checked on the associated direct reading pressure gauge before the first flight of each day.
- Refer to Item 25-62-06 Passenger Door Slide Pressure Message on the PTP/FAP , and
- Refer to Item 52-10-06 DOOR PRESS LOW/CHECK DOOR PRESSURE Message on the PTP/FAP

_____ Reference(s) _____

- (o) Refer to OpsProc 23-73-03-01A Cabin DEU B

 <p>DRAGONAIR A320/A321 MINIMUM EQUIPMENT LIST</p>	<p>MEL ITEMS 23 - COMMUNICATIONS 23-73 - Cabin Intercommunication Data System 23-73-03 - DEU B</p>
---	--

23-73-03-01	Cabin DEU B
-------------	-------------

Ident.: MI-23-73-03-00007622.0004001 / 29 NOV 11

Applicable to: B-HSO, B-HSP, B-HSQ, B-HSR

23-73-03-01B

Repair interval	Nbr installed	Nbr required	Placard
C	–	2	No

- (o) One or more may be inoperative provided that:
- 1) One DEU B and the associated handset are operative at each pair of floor level exit doors, and


2) The slide bottle pressure and door bottle pressure associated with each affected DEU B are checked on the associated direct reading pressure gauge before the first flight of each day, and

3) The associated lavatory fire extinguisher system is checked operative, and

4) The absence of smoke in the affected lavatory is periodically checked.
- Refer to Item 25-62-06 Passenger Door Slide Pressure Message on the PTP/FAP , and
- Refer to Item 52-10-06 DOOR PRESS LOW/CHECK DOOR PRESSURE Message on the PTP/FAP , and
- Refer to Item 26-17-01 Lavatory Smoke Detection System .

Reference(s)

- (o) Refer to OpsProc 23-73-03-01B Cabin DEU B

 DRAGONAIR A320/A321 MINIMUM EQUIPMENT LIST	MEL ITEMS 23 - COMMUNICATIONS 23-73 - Cabin Intercommunication Data System 23-73-04 - Cabin Individual Call
--	--

23-73-04-01	Passenger Call
--------------------	-----------------------

Ident.: MI-23-73-04-00007623.0001001 / 29 NOV 11
Applicable to: ALL

23-73-04-01A

Repair interval	Nbr installed	Nbr required	Placard
C	–	0	No

Z

One or more may be inoperative.

_____ Reference(s) _____

Z



DRAGONAIR

A320/A321

MINIMUM EQUIPMENT LIST


MEL ITEMS

23 - COMMUNICATIONS

23-73 - Cabin Intercommunication Data System

23-73-04 - Cabin Individual Call

Intentionally left blank

 DRAGONAIR A320/A321 MINIMUM EQUIPMENT LIST	MEL ITEMS 23 - COMMUNICATIONS 23-73 - Cabin Intercommunication Data System 23-73-05 - Cabin Loudspeaker
--	--

23-73-05-01	Cabin Loudspeaker
--------------------	--------------------------

Ident.: MI-23-73-05-00007624.0001001 / 29 NOV 11

Applicable to: ALL

23-73-05-01A

Repair interval	Nbr installed	Nbr required	Placard
C	—	—	No

Z

One or more may be inoperative provided that no seat is occupied from which a passenger cannot hear a passenger announcement.

_____ Reference(s) _____

Z

23-73-05-02	Lavatory Loudspeaker
--------------------	-----------------------------

Ident.: MI-23-73-05-00007625.0001001 / 29 NOV 11

Applicable to: ALL

23-73-05-02A

Repair interval	Nbr installed	Nbr required	Placard
C	—	0	No

Z

- (o) One or more may be inoperative provided the FA1 is made aware that alternate normal and emergency procedures shall be established to alert a passenger in the lavatory.

_____ Reference(s) _____

- (o) Refer to OpsProc 23-73-05-02A Lavatory Loudspeaker

Z



DRAGONAIR

A320/A321

MINIMUM EQUIPMENT LIST


MEL ITEMS

23 - COMMUNICATIONS

23-73 - Cabin Intercommunication Data System

23-73-05 - Cabin Loudspeaker

Intentionally left blank

 <p>DRAGONAIR A320/A321 MINIMUM EQUIPMENT LIST</p>	<p>MEL ITEMS 23 - COMMUNICATIONS 23-73 - Cabin Intercommunication Data System 23-73-06 - Handset</p>
--	--

23-73-06-01	Cockpit Handset
--------------------	------------------------

Ident.: MI-23-73-06-00007626.0001001 / 22 MAR 10
Applicable to: ALL

23-73-06-01A

Repair interval	Nbr installed	Nbr required	Placard
C	1	0	Yes

May be inoperative provided that the cockpit audio control panel (ACP) is used for the communication between the cockpit and the cabin.

23-73-06-02	Cabin Handset
--------------------	----------------------

Ident.: MI-23-73-06-00007627.0001001 / 29 NOV 11
Applicable to: B-HTD, B-HTE, B-HTF, B-HTG, B-HTH, B-HTI

23-73-06-02A

Repair interval	Nbr installed	Nbr required	Placard
C	6	4	Yes


[S]

- (o) Two may be inoperative provided that:
 - 1) The handset at all the Required cabin attendant seats are operative, and
 - 2) The FA1 is made aware that alternate normal and emergency procedures shall be established for the use of the operative handsets, and
 - 3) The FA1 identifies the handset location for the appropriate cabin crew member and informs the commander accordingly.

_____ Reference(s) _____

- (o) *Refer to OpsProc 23-73-06-02A Cabin Handset*

[S]

 DRAGONAIR A320/A321 MINIMUM EQUIPMENT LIST	MEL ITEMS 23 - COMMUNICATIONS 23-73 - Cabin Intercommunication Data System 23-73-06 - Handset
---	--

23-73-06-02	Cabin Handset
--------------------	----------------------

Ident.: MI-23-73-06-00007627.9001002 / 29 NOV 11

Applicable to: B-HSD, B-HSE, B-HSG, B-HSI, B-HSJ, B-HSK, B-HSL, B-HSM, B-HSN, B-HSO, B-HSP

23-73-06-02A

Repair interval	Nbr installed	Nbr required	Placard
C	3	2	Yes

S

- (o) One may be inoperative provided that:
- 1) L1 handset is operative, and

2) The FA1 is made aware that alternate normal and emergency procedures shall be established for the use of the operative handsets, and

3) The FA1 identifies the handset location for the appropriate cabin crew member and informs the commander accordingly.

Reference(s)

- (o) Refer to OpsProc 23-73-06-02A Cabin Handset

S

23-73-06-03	Cabin Handset Key
--------------------	--------------------------

Ident.: MI-23-73-06-00007628.0001001 / 29 NOV 11

Applicable to: ALL

23-73-06-03A Passenger address and Cabin to cockpit interphone operative

Repair interval	Nbr installed	Nbr required	Placard
C	–	–	Yes

S


- One or more may be inoperative provided that:
- 1) Passenger address from the affected handset is operative, and

2) Cabin to cockpit interphone from affected handset is operative.

Reference(s)

S

Continued on the following page

 DRAGONAIR A320/A321 MINIMUM EQUIPMENT LIST	MEL ITEMS 23 - COMMUNICATIONS 23-73 - Cabin Intercommunication Data System 23-73-06 - Handset
--	--

Continued from the previous page

23-73-06-03B Affected handset considered inoperative

Repair interval	Nbr installed	Nbr required	Placard
C	—	—	Yes

S

One or more may be inoperative provided that the affected handset is considered inoperative.

Refer to Item 23-73-06-02 Cabin Handset

_____ Reference(s) _____

S



DRAGONAIR

A320/A321

MINIMUM EQUIPMENT LIST


MEL ITEMS

23 - COMMUNICATIONS

23-73 - Cabin Intercommunication Data System

23-73-06 - Handset

Intentionally left blank

 <p>DRAGONAIR A320/A321 MINIMUM EQUIPMENT LIST</p>	<p align="center">MEL ITEMS 23 - COMMUNICATIONS 23-73 - Cabin Intercommunication Data System 23-73-07 - Prerecorded Announcement and Music Reproducer (PRAM)</p>
--	--

23-73-07-01	Prerecorded Announcement and Music Reproducer (PRAM)
--------------------	---

Ident.: MI-23-73-07-00007629.0001001 / 29 NOV 11

Applicable to: ALL

23-73-07-01A

Repair interval	Nbr installed	Nbr required	Placard
D	1	0	No

Z

- (o) May be inoperative provided that:
 - 1) The FA1 is made aware that alternate procedures shall be established to replace the prerecorded announcements, and
 - 2) Manual safety demonstration must be given if the automatic demonstration equipment is affected.

_____ Reference(s) _____

- (o) *Refer to OpsProc 23-73-07-01A Prerecorded Announcement and Music Reproducer (PRAM)*

Z



DRAGONAIR

A320/A321
MINIMUM EQUIPMENT LIST


MEL ITEMS

23 - COMMUNICATIONS

23-73 - Cabin Intercommunication Data System

23-73-07 - Prerecorded Announcement and Music Reproducer (PRAM)

Intentionally left blank

 DRAGONAIR A320/A321 MINIMUM EQUIPMENT LIST	MEL ITEMS 23 - COMMUNICATIONS 23-73 - Cabin Intercommunication Data System 23-73-08 - Cabin Assignment Module (CAM)
---	--

23-73-08-01	Cabin Assignment Module (CAM)
--------------------	--------------------------------------

Ident.: MI-23-73-08-00007630.0001001 / 22 MAR 10
Applicable to: ALL

23-73-08-01A

Repair interval	Nbr installed	Nbr required	Placard
D	1	0	No

May be inoperative or missing.



DRAGONAIR

A320/A321

MINIMUM EQUIPMENT LIST


MEL ITEMS

23 - COMMUNICATIONS

23-73 - Cabin Intercommunication Data System

23-73-08 - Cabin Assignment Module (CAM)

Intentionally left blank

 DRAGONAIR A320/A321 MINIMUM EQUIPMENT LIST	MEL ITEMS 23 - COMMUNICATIONS 23-73 - Cabin Intercommunication Data System 23-73-10 - Smoke Detection Function
---	---

23-73-10-01	Smoke Detection Function (CIDS - SDF)
--------------------	--

Ident.: MI-23-73-10-00007632.0005001 / 29 NOV 11

Applicable to: B-HSO, B-HSP, B-HSQ, B-HSR

23-73-10-01B

Repair interval	Nbr installed	Nbr required	Placard
C	1	0	No

May be inoperative provided that the restrictions concerning lavatory smoke detection system and cargo smoke detection system are applied.

Refer to Item 26-17-01 Lavatory Smoke Detection System , and

Refer to Item 26-16-01 Smoke Detector in the FWD Cargo Compartment

Refer to Item 26-16-02 Smoke Detector in the AFT and the BULK Cargo Compartments

Note: Failure of a single CIDS - SDF channel is indicated by a MAINTENANCE message on the STATUS SD page .

Refer to Item 26-00-01 SDCU MAINTENANCE Message



DRAGONAIR

A320/A321

MINIMUM EQUIPMENT LIST


MEL ITEMS

23 - COMMUNICATIONS

23-73 - Cabin Intercommunication Data System

23-73-10 - Smoke Detection Function

Intentionally left blank

 DRAGONAIR A320/A321 MINIMUM EQUIPMENT LIST	MEL ITEMS 23 - COMMUNICATIONS 23-74 - Cabin Crew Panel
---	--

23-74-01	Forward Attendant Panel
-----------------	--------------------------------

Ident.: MI-23-74-00007634.0001001 / 29 NOV 11

Applicable to: B-HSD, B-HSE, B-HSG, B-HSI, B-HSJ, B-HSK, B-HSL, B-HSM, B-HSN, B-HTD, B-HTE, B-HTF, B-HTG, B-HTH, B-HTI

23-74-01A

Repair interval	Nbr installed	Nbr required	Placard
C	1	0	Yes

May be inoperative provided that associated Forward Attendant Panel functions are considered inoperative.

Refer to Item 23-73-07-01 Prerecorded Announcement and Music Reproducer (PRAM) , and

Refer to Item 23-74-12 CIDS Caution Light of the Forward Attendant Panel , and

Refer to Item 23-74-13 Lighting Module of the Forward Attendant Panel

23-74-01	FAP Display Unit
-----------------	-------------------------

Ident.: MI-23-74-00007634.0004001 / 29 NOV 11

Applicable to: B-HSO, B-HSP, B-HSQ, B-HSR

23-74-01A

Repair interval	Nbr installed	Nbr required	Placard
C	1	0	Yes

- (o) May be inoperative provided that the safety related messages on the FAP are considered inoperative.

Refer to Item 52-10-06 DOOR PRESS LOW/CHECK DOOR PRESSURE Message on the PTP/FAP , and

Refer to Item 25-62-06 Passenger Door Slide Pressure Message on the PTP/FAP , and

Refer to Item 25-62-07 Overwing Emergency Exit Slide Pressure Message on the PTP/FAP

_____ Reference(s) _____

- (o) *Refer to OpsProc 23-74-01A FAP Display Unit*

 DRAGONAIR A320/A321 MINIMUM EQUIPMENT LIST	MEL ITEMS 23 - COMMUNICATIONS 23-74 - Cabin Crew Panel
---	--

23-74-02	EMER pb on the Hardkey FAP Sub-panel
-----------------	---

Ident.: MI-23-74-00007648.0001001 / 29 NOV 11

Applicable to: ALL

23-74-02A

Repair interval	Nbr installed	Nbr required	Placard
–	1	1	No

Must be operative.

23-74-03	Other Controls on the Hardkey FAP Sub-panel
-----------------	--

Ident.: MI-23-74-00007649.0001001 / 29 NOV 11

Applicable to: ALL

23-74-03A

Repair interval	Nbr installed	Nbr required	Placard
D	–	0	No

One or more may be inoperative.

23-74-04	PTP Display Unit
-----------------	-------------------------

Ident.: MI-23-74-00007650.0001001 / 29 NOV 11

Applicable to: B-HSD, B-HSE, B-HSG, B-HSI, B-HSJ, B-HSK, B-HSL, B-HSM, B-HSN

23-74-04A

Repair interval	Nbr installed	Nbr required	Placard
D	1	0	Yes

Z


May be inoperative provided that the display of the safety related messages on PTP are considered inoperative.

Refer to Item 52-10-06 DOOR PRESS LOW/CHECK DOOR PRESSURE Message on the PTP/FAP , and

Refer to Item 25-62-06 Passenger Door Slide Pressure Message on the PTP/FAP , and

Refer to Item 25-62-07 Overwing Emergency Exit Slide Pressure Message on the PTP/FAP

Continued on the following page

 DRAGONAIR A320/A321 MINIMUM EQUIPMENT LIST	MEL ITEMS 23 - COMMUNICATIONS 23-74 - Cabin Crew Panel
---	--

Continued from the previous page

_____ Reference(s) _____

Z

23-74-04	PTP Display Unit
-----------------	-------------------------

Ident.: MI-23-74-00007650.0005001 / 29 NOV 11

Applicable to: B-HTD, B-HTE, B-HTF, B-HTG, B-HTH, B-HTI

23-74-04A

Repair interval	Nbr installed	Nbr required	Placard
D	1	0	Yes

Z

May be inoperative provided that the display of the safety related messages on PTP are considered inoperative.

Refer to Item 52-10-06 DOOR PRESS LOW/CHECK DOOR PRESSURE Message on the PTP/FAP , and

Refer to Item 25-62-06 Passenger Door Slide Pressure Message on the PTP/FAP

_____ Reference(s) _____

Z

23-74-05	Door Bottle Pressure Monitoring on the PTP
-----------------	---

Ident.: MI-23-74-00007652.0001001 / 22 MAR 10

Applicable to: B-HSD, B-HSE, B-HSG, B-HSI, B-HSJ, B-HSK, B-HSL, B-HSM, B-HSN, B-HTD, B-HTE, B-HTF, B-HTG, B-HTH, B-HTI

23-74-05A

Repair interval	Nbr installed	Nbr required	Placard
-	-	-	-

Refer to Item 52-10-06 DOOR PRESS LOW/CHECK DOOR PRESSURE Message on the PTP/FAP

**DRAGONAIR****A320/A321**
MINIMUM EQUIPMENT LIST**MEL ITEMS****23 - COMMUNICATIONS**

23-74 - Cabin Crew Panel

23-74-06**Door Bottle Pressure Monitoring on the FAP**

Ident.: MI-23-74-00007653.0004001 / 29 NOV 11

Applicable to: B-HSO, B-HSP, B-HSQ, B-HSR

23-74-06A

Repair interval	Nbr installed	Nbr required	Placard
–	–	–	–

Refer to Item 52-10-06 DOOR PRESS LOW/CHECK DOOR PRESSURE Message on the PTP/FAP

23-74-07**Slide Pressure Monitoring on the PTP**

Ident.: MI-23-74-00007655.0001001 / 29 NOV 11

Applicable to: B-HSD, B-HSE, B-HSG, B-HSI, B-HSJ, B-HSK, B-HSL, B-HSM, B-HSN

23-74-07A

Repair interval	Nbr installed	Nbr required	Placard
–	–	–	–

Refer to Item 25-62-06 Passenger Door Slide Pressure Message on the PTP/FAP

Refer to Item 25-62-07 Overwing Emergency Exit Slide Pressure Message on the PTP/FAP

Note: Apply both MEL Items.

23-74-07**Slide Pressure Monitoring on the PTP**


Ident.: MI-23-74-00007655.0005001 / 29 NOV 11

Applicable to: B-HTD, B-HTE, B-HTF, B-HTG, B-HTH, B-HTI

23-74-07A

Repair interval	Nbr installed	Nbr required	Placard
–	–	–	–

Refer to Item 25-62-06 Passenger Door Slide Pressure Message on the PTP/FAP

 DRAGONAIR A320/A321 MINIMUM EQUIPMENT LIST	MEL ITEMS 23 - COMMUNICATIONS 23-74 - Cabin Crew Panel
--	--

23-74-08	Slide Pressure Monitoring on the FAP
-----------------	---

Ident.: MI-23-74-00007656.0004001 / 29 NOV 11

Applicable to: B-HSO, B-HSP, B-HSQ, B-HSR

23-74-08A

Repair interval	Nbr installed	Nbr required	Placard
–	–	–	–

Refer to Item 25-62-06 Passenger Door Slide Pressure Message on the PTP/FAP

Refer to Item 25-62-07 Overwing Emergency Exit Slide Pressure Message on the PTP/FAP

Note: Apply both MEL Items.

23-74-09	Area Call Panel
-----------------	------------------------

Ident.: MI-23-74-00007660.0001001 / 22 MAR 10

Applicable to: ALL

23-74-09A

Repair interval	Nbr installed	Nbr required	Placard
D	–	0	Yes

One or more may be inoperative.

23-74-11	Additional Attendant Panel (AAP)
-----------------	---

Ident.: MI-23-74-00007663.0001001 / 29 NOV 11

Applicable to: ALL

23-74-11A

Repair interval	Nbr installed	Nbr required	Placard
D	1	0	Yes

One or more may be inoperative.



DRAGONAIR

A320/A321
MINIMUM EQUIPMENT LIST

MEL ITEMS

23 - COMMUNICATIONS

23-74 - Cabin Crew Panel

23-74-12

CIDS Caution Light of the Forward Attendant Panel

Ident.: MI-23-74-00013904.0001001 / 29 NOV 11

Applicable to: B-HSD, B-HSE, B-HSG, B-HSI, B-HSJ, B-HSK, B-HSL, B-HSM, B-HSN, B-HTD, B-HTE, B-HTF, B-HTG, B-HTH, B-HTI

23-74-12A

Repair interval	Nbr installed	Nbr required	Placard
C	1	0	Yes

- (o) May be inoperative provided that PTP messages are checked before each flight.

Reference(s)

- (o) *Refer to OpsProc 23-74-12A CIDS Caution Light of the Forward Attendant Panel*

23-74-13

Lighting Module of the Forward Attendant Panel

Ident.: MI-23-74-00013905.0001001 / 29 NOV 11

Applicable to: B-HSD, B-HSE, B-HSG, B-HSI, B-HSJ, B-HSK, B-HSL, B-HSM, B-HSN, B-HTD, B-HTE, B-HTF, B-HTG, B-HTH, B-HTI


23-74-13A

Repair interval	Nbr installed	Nbr required	Placard
C	1	0	Yes

- (o) May be inoperative.

Reference(s)

- (o) *Refer to OpsProc 23-74-13A Lighting Module of the Forward Attendant Panel*

 <p>DRAGONAIR A320/A321 MINIMUM EQUIPMENT LIST</p>	<p align="center">MEL ITEMS 24 - ELECTRICAL POWER 24-00 - MAINTENANCE Messages on the STATUS SD page</p>
--	--

24-00-01	DC BUS TIE <u>MAINTENANCE</u> Message
----------	--

Ident.: MI-24-00-00008421.0001001 / 29 NOV 11

Applicable to: ALL

24-00-01A

Repair interval	Nbr installed	Nbr required	Placard
C	–	–	No

S

DC BUS TIE MAINTENANCE message may be displayed on the STATUS SD page.

_____ Reference(s) _____

S

24-00-02	GPCU <u>MAINTENANCE</u> Message
----------	--

Ident.: MI-24-00-20801341.9001001 / 29 NOV 11

Applicable to: ALL

24-00-02A


Repair interval	Nbr installed	Nbr required	Placard
C	–	–	No

S

GPCU MAINTENANCE message may be displayed on the STATUS SD page.

_____ Reference(s) _____

S

 DRAGONAIR A320/A321 MINIMUM EQUIPMENT LIST	MEL ITEMS 24 - ELECTRICAL POWER 24-00 - MAINTENANCE Messages on the STATUS SD page
---	--

24-00-03	AC GEN <u>MAINTENANCE</u> Message
-----------------	--

Ident.: MI-24-00-00008423.0001001 / 29 NOV 11

Applicable to: ALL

24-00-03A


Repair interval	Nbr installed	Nbr required	Placard
C	—	—	No

S

AC GEN MAINTENANCE message may be displayed on the STATUS SD page.

_____ Reference(s) _____

S

 DRAGONAIR A320/A321 MINIMUM EQUIPMENT LIST	MEL ITEMS 24 - ELECTRICAL POWER 24-01 - Overhead Panels 24-01-01 - ELEC Overhead Panel
---	---

24-01-01-01	BAT 1(2) pb-sw FAULT light
--------------------	-----------------------------------

Ident.: MI-24-01-01-00008424.0001001 / 22 MAR 10

Applicable to: ALL

24-01-01-01A

Repair interval	Nbr installed	Nbr required	Placard
C	2	0	Yes

One or both may be inoperative.

24-01-01-02	BAT 1(2) pb-sw OFF light
--------------------	---------------------------------

Ident.: MI-24-01-01-00008425.0001001 / 22 MAR 10

Applicable to: ALL

24-01-01-02A

Repair interval	Nbr installed	Nbr required	Placard
C	2	0	Yes

One or both may be inoperative.

24-01-01-03	GEN pb-sw FAULT light and APU GEN pb-sw FAULT light
--------------------	--

Ident.: MI-24-01-01-00008426.0001001 / 29 NOV 11

Applicable to: ALL

24-01-01-03A

Repair interval	Nbr installed	Nbr required	Placard
C	3	1	Yes

One GEN pb-sw FAULT light and/or the APU GEN pb-sw FAULT light may be inoperative provided that the associated generator indications are operative on the ELEC SD page .
Refer to Item 24-22-01 AC Main Generation (IDG, GCU, Line Contactor)

**DRAGONAIR****A320/A321**
MINIMUM EQUIPMENT LIST**MEL ITEMS****24 - ELECTRICAL POWER**24-01 - Overhead Panels
24-01-01 - ELEC Overhead Panel**24-01-01-04****GEN pb-sw OFF light and APU GEN pb-sw OFF light**

Ident.: MI-24-01-01-00008427.0001001 / 29 NOV 11

Applicable to: **ALL****24-01-01-04A**

Repair interval	Nbr installed	Nbr required	Placard
C	3	0	Yes

One or more may be inoperative.

*Refer to Item 24-22-01 AC Main Generation (IDG, GCU, Line Contactor)***24-01-01-05****AC ESS FEED pb-sw FAULT light**

Ident.: MI-24-01-01-00008428.0001001 / 22 MAR 10

Applicable to: **ALL****24-01-01-05A**

Repair interval	Nbr installed	Nbr required	Placard
C	1	0	Yes


May be inoperative provided that the AC ESS bus indication is operative on the ELEC SD page.**24-01-01-06****AC ESS FEED pb-sw ALTN light**

Ident.: MI-24-01-01-00008429.0001001 / 22 MAR 10

Applicable to: **ALL****24-01-01-06A**

Repair interval	Nbr installed	Nbr required	Placard
C	1	0	Yes

May be inoperative provided that the AC ESS bus indication is operative on the ELEC SD page.

 DRAGONAIR A320/A321 MINIMUM EQUIPMENT LIST	MEL ITEMS 24 - ELECTRICAL POWER 24-01 - Overhead Panels 24-01-01 - ELEC Overhead Panel
--	---

24-01-01-07	EXT PWR pb-sw AVAIL light
--------------------	----------------------------------

Ident.: MI-24-01-01-00008430.0001001 / 29 NOV 11

Applicable to: ALL

24-01-01-07A

Repair interval	Nbr installed	Nbr required	Placard
C	1	0	Yes

- (o) May be inoperative.

_____ Reference(s) _____

- (o) Refer to OpsProc 24-01-01-07A EXT PWR pb-sw AVAIL light

24-01-01-08	EXT PWR pb-sw ON light
--------------------	-------------------------------

Ident.: MI-24-01-01-00008431.0001001 / 29 NOV 11

Applicable to: ALL

24-01-01-08A

Repair interval	Nbr installed	Nbr required	Placard
C	1	0	Yes

May be inoperative.

24-01-01-09	GALLEY pb-sw FAULT light
--------------------	---------------------------------

Ident.: MI-24-01-01-00008432.0001001 / 29 NOV 11

Applicable to: B-HSD, B-HSE, B-HSG, B-HSI, B-HTD, B-HTE, B-HTF

24-01-01-09A

Repair interval	Nbr installed	Nbr required	Placard
C	1	0	Yes

- (o) May be inoperative provided that:
- 1) For each generator, the AC load indication is operative on the ELEC SD page , and
 - 2) The galley automatic load shed system is checked operative.

_____ Reference(s) _____

- (o) Refer to OpsProc 24-01-01-09A GALLEY/GALY & CAB pb-sw FAULT light

**DRAGONAIR****A320/A321**
MINIMUM EQUIPMENT LIST**MEL ITEMS****24 - ELECTRICAL POWER**24-01 - Overhead Panels
24-01-01 - ELEC Overhead Panel**24-01-01-09****GALY & CAB pb-sw FAULT light**

Ident.: MI-24-01-01-00008433.0002001 / 29 NOV 11

Applicable to: B-HSJ, B-HSK, B-HSL, B-HSM, B-HSN, B-HSO, B-HSP, B-HSQ, B-HSR, B-HTG, B-HTH, B-HTI

24-01-01-09A

Repair interval	Nbr installed	Nbr required	Placard
C	1	0	Yes

(o) May be inoperative provided that:

- 1) For each generator, the AC load indication is operative on the ELEC SD page , and
- 2) The GALY & CAB automatic load shed system is checked operative.

_____ Reference(s) _____

(o) Refer to OpsProc 24-01-01-09A GALLEY/GALY & CAB pb-sw FAULT light

24-01-01-10**GALLEY pb-sw OFF light**

Ident.: MI-24-01-01-00008433.0001001 / 22 MAR 10

Applicable to: B-HSD, B-HSE, B-HSG, B-HSI, B-HTD, B-HTE, B-HTF

24-01-01-10A

Repair interval	Nbr installed	Nbr required	Placard
C	1	0	Yes

May be inoperative.

24-01-01-10**GALY & CAB pb-sw OFF light**


Ident.: MI-24-01-01-00008433.0002001 / 29 NOV 11

Applicable to: B-HSJ, B-HSK, B-HSL, B-HSM, B-HSN, B-HSO, B-HSP, B-HSQ, B-HSR, B-HTG, B-HTH, B-HTI

24-01-01-10A

Repair interval	Nbr installed	Nbr required	Placard
C	1	0	Yes

May be inoperative.

 DRAGONAIR A320/A321 MINIMUM EQUIPMENT LIST	MEL ITEMS 24 - ELECTRICAL POWER 24-01 - Overhead Panels 24-01-01 - ELEC Overhead Panel
---	---

24-01-01-11	COMMERCIAL pb-sw OFF light
--------------------	-----------------------------------

Ident.: MI-24-01-01-00008434.0004001 / 29 NOV 11

Applicable to: B-HSK, B-HSL, B-HSM, B-HSN, B-HSO, B-HSP, B-HSQ, B-HSR, B-HTG, B-HTH, B-HTI

24-01-01-11A

Repair interval	Nbr installed	Nbr required	Placard
C	1	0	Yes

May be inoperative.

24-01-01-12	BUS TIE pb-sw OFF light
--------------------	--------------------------------

Ident.: MI-24-01-01-00008435.0001001 / 22 MAR 10

Applicable to: ALL

24-01-01-12A

Repair interval	Nbr installed	Nbr required	Placard
C	1	0	Yes

May be inoperative.

24-01-01-13	IDG pb-sw FAULT light
--------------------	------------------------------

Ident.: MI-24-01-01-00008436.0001001 / 29 NOV 11

Applicable to: ALL

24-01-01-13A

Repair interval	Nbr installed	Nbr required	Placard
C	2	1	Yes

One may be inoperative provided that the frequency and the temperature indications of the affected generator are operative on the ELEC SD page .

Refer to Item 24-22-01 AC Main Generation (IDG, GCU, Line Contactor)



DRAGONAIR

A320/A321

MINIMUM EQUIPMENT LIST


MEL ITEMS

24 - ELECTRICAL POWER

24-01 - Overhead Panels

24-01-01 - ELEC Overhead Panel

Intentionally left blank

 DRAGONAIR A320/A321 MINIMUM EQUIPMENT LIST	MEL ITEMS 24 - ELECTRICAL POWER 24-01 - Overhead Panels 24-01-02 - EMER ELEC PWR Overhead Panel
---	--

24-01-02-01	RAT & EMER GEN FAULT light
--------------------	---------------------------------------

Ident.: MI-24-01-02-00008437.0001001 / 22 MAR 10
Applicable to: ALL

24-01-02-01A

Repair interval	Nbr installed	Nbr required	Placard
B	1	0	Yes

May be inoperative.



DRAGONAIR

A320/A321

MINIMUM EQUIPMENT LIST


MEL ITEMS

24 - ELECTRICAL POWER

24-01 - Overhead Panels

24-01-02 - EMER ELEC PWR Overhead Panel

Intentionally left blank

 DRAGONAIR A320/A321 MINIMUM EQUIPMENT LIST	MEL ITEMS 24 - ELECTRICAL POWER 24-07 - Indications on the ELEC SD page
---	---

24-07-01	AC Generation Indications on the <u>ELEC</u> SD page
-----------------	---

Ident.: MI-24-07-00008472.0001001 / 29 NOV 11

Applicable to: ALL

24-07-01A

Repair interval	Nbr installed	Nbr required	Placard
C	–	–	No

- (o) One or more indications related to the AC generation may be inoperative provided that:
- 1) The load, voltage, and frequency indications are operative on one engine driven generator , and
 - 2) The associated ELEC GEN 1(2) FAULT alert is operative, and
 - 3) The galley automatic load shed system is checked operative.
- Refer to Item 24-22-01 AC Main Generation (IDG, GCU, Line Contactor)*

_____ Reference(s) _____

- (o) *Refer to OpsProc 24-07-01A AC Generation Indications on the ELEC SD page*

24-07-02	DC Generation Indications on the <u>ELEC</u> SD page
-----------------	---

Ident.: MI-24-07-00008474.0001001 / 22 MAR 10

Applicable to: ALL

24-07-02A

Repair interval	Nbr installed	Nbr required	Placard
C	–	0	No

One or more indications related to the DC generation may be inoperative.

24-07-03	AC ESS BUS SHED Indication on the <u>ELEC</u> SD page
-----------------	--

Ident.: MI-24-07-00008475.0001001 / 22 MAR 10

Applicable to: ALL

24-07-03A

Repair interval	Nbr installed	Nbr required	Placard
C	1	0	No

May be displayed.



DRAGONAIR

A320/A321


MINIMUM EQUIPMENT LIST

MEL ITEMS

24 - ELECTRICAL POWER

24-07 - Indications on the ELEC SD page

Intentionally left blank

 DRAGONAIR A320/A321 MINIMUM EQUIPMENT LIST	MEL ITEMS 24 - ELECTRICAL POWER 24-09 - ECAM Alerts
---	---

24-09-01	<u>ELEC</u> AC ESS BUS SHED Alert
-----------------	--

Ident.: MI-24-09-00008477.0002001 / 29 NOV 11
Applicable to: ALL

24-09-01A

Repair interval	Nbr installed	Nbr required	Placard
C	1	0	No

- (o) May be displayed provided that:
 - 1) The alert is confirmed to be false by troubleshooting, and
 - 2) The AC ESS BUS SHED is checked operative before each flight, and
 - 3) HF 1 is deactivated.

Refer to Item 23-10-01 HF System

_____ Reference(s) _____
- (o) *Refer to OpsProc 24-09-01A ELEC AC ESS BUS SHED Alert*

24-09-02	<u>C/B</u> TRIPPED Alert
-----------------	---------------------------------

Ident.: MI-24-09-00008479.0001001 / 29 NOV 11
Applicable to: ALL

24-09-02A

Repair interval	Nbr installed	Nbr required	Placard
C	1	0	No

- S**
- (m) May be displayed provided that the alert is confirmed to be false by troubleshooting.

_____ Reference(s) _____
- (m) *Refer to AMM 24-50-00-040-001*
- S**



DRAGONAIR

A320/A321


MINIMUM EQUIPMENT LIST

MEL ITEMS

24 - ELECTRICAL POWER

24-09 - ECAM Alerts

Intentionally left blank

 DRAGONAIR A320/A321 MINIMUM EQUIPMENT LIST	MEL ITEMS 24 - ELECTRICAL POWER 24-22 - AC Main Generation
---	--

24-22-01	AC Main Generation (IDG , GCU , Line Contactor)
-----------------	---

Ident.: MI-24-22-00008438.0005001 / 29 NOV 11

Applicable to: ALL

24-22-01A

Repair interval	Nbr installed	Nbr required	Placard
C	2	1	Yes

P **A**

(o) (m) One may be inoperative provided that:

- 1) ETOPS is not conducted, and
- 2) The flight altitude is limited to 33 500 ft , and
- 3) The APU and AC auxiliary generation are operative and used throughout the flight, and
- 4) The APU fuel pump is operative, and
- 5) The APU oil consumption is checked adequate for the intended flight, and
- 6) The fuel recirculation system associated with the operative IDG is checked operative before each flight, and
- 7) All busses have power, and
- 8) The indications and alerts for the remaining AC main generation and the AC auxiliary generation are operative, and
- 9) The galley automatic load shed system is checked operative.

_____ Reference(s) _____

(o) Refer to *OpsProc 24-22-01A AC Main Generation (IDG, GCU, Line Contactor)*

(m) Refer to *AMM 24-20-00-040-001*

P
A

24-22-02	AC Bus Tie Control Function
-----------------	------------------------------------

Ident.: MI-24-22-00008439.0001001 / 29 NOV 11

Applicable to: ALL

24-22-02A

Repair interval	Nbr installed	Nbr required	Placard
-	1	1	No

Must be operative.



DRAGONAIR

A320/A321


MINIMUM EQUIPMENT LIST

MEL ITEMS

24 - ELECTRICAL POWER

24-22 - AC Main Generation

Intentionally left blank

 DRAGONAIR A320/A321 MINIMUM EQUIPMENT LIST	MEL ITEMS 24 - ELECTRICAL POWER 24-23 - AC Auxiliary Generation
---	---

24-23-01	AC Auxiliary Generation (APU Generator, GCU , Line Contactor)
-----------------	---

Ident.: MI-24-23-00008440.0002001 / 29 NOV 11

Applicable to: ALL

Note: When the GPCU and the APU Generator are both inoperative, the engines cannot be started.

24-23-01A Non ETOPS flight and APU GEN pb-sw set to OFF

Repair interval	Nbr installed	Nbr required	Placard
C	1	0	Yes

S

May be inoperative provided that:

- 1) ETOPS is not conducted, and
- 2) The APU GEN pb-sw is set to OFF.

Refer to Item 24-22-01 AC Main Generation (IDG, GCU, Line Contactor)

_____ Reference(s) _____

S

24-23-01B ETOPS 120 min flight and APU GEN pb-sw set to OFF

Repair interval	Nbr installed	Nbr required	Placard
A	1	0	Yes

S

May be inoperative for four flights provided that:

- 1) ETOPS beyond 120 min is not conducted, and
- 2) The APU GEN pb-sw is set to OFF.

Refer to Item 24-22-01 AC Main Generation (IDG, GCU, Line Contactor)

_____ Reference(s) _____

S

Continued on the following page

Continued from the previous page

24-23-01C Non ETOPS flight and AC auxiliary generation deactivated or removed

Repair interval	Nbr installed	Nbr required	Placard
D	1	0	Yes


S

- (m) May be inoperative provided that:
- 1) ETOPS is not conducted, and
 - 2) The AC auxiliary generation is deactivated or removed.

Reference(s)

- (m) Refer to AMM task

S

 DRAGONAIR A320/A321 MINIMUM EQUIPMENT LIST	MEL ITEMS 24 - ELECTRICAL POWER 24-24 - AC Emergency Generation
---	---

24-24-01	Emergency Generator
-----------------	----------------------------

Ident.: MI-24-24-00008441.0001001 / 22 MAR 10
Applicable to: ALL

24-24-01A

Repair interval	Nbr installed	Nbr required	Placard
–	1	1	No

Must be operative.

24-24-02	RAT Extension Automatic Control
-----------------	--

Ident.: MI-24-24-00008442.0001001 / 29 NOV 11
Applicable to: ALL

24-24-02A

Repair interval	Nbr installed	Nbr required	Placard
C	1	0	No

S

- (m) May be inoperative provided that:
- 1) ETOPS is not conducted, and
 - 2) The RAT Extension manual control is checked operative before the first flight of each day.

_____ Reference(s) _____

(m) Refer to AMM 24-20-00-040-002

S

 DRAGONAIR A320/A321 MINIMUM EQUIPMENT LIST	MEL ITEMS 24 - ELECTRICAL POWER 24-24 - AC Emergency Generation
--	---

24-24-03	RAT Extension Manual Control
-----------------	-------------------------------------


Ident.: MI-24-24-00008443.0001001 / 22 MAR 10

Applicable to: ALL

24-24-03A

Repair interval	Nbr installed	Nbr required	Placard
B	1	0	Yes

May be inoperative provided that ETOPS is not conducted.

 DRAGONAIR A320/A321 MINIMUM EQUIPMENT LIST	MEL ITEMS 24 - ELECTRICAL POWER 24-25 - AC Essential Generation Switching
---	---

24-25-01	Manual Transfer to the AC BUS 2 (ALTN Function)
-----------------	--

Ident.: MI-24-25-00008444.0001001 / 29 NOV 11

Applicable to: ALL

24-25-01A

Repair interval	Nbr installed	Nbr required	Placard
C	1	0	Yes

- (o) May be inoperative provided that:
- 1) The AC ESS FEED pb-sw is set to NORM, and
 - 2) It is checked on the ELEC SD page that the AC BUS 1 supplies the AC ESS BUS, and
 - 3) The TR 2 is operative.

_____ Reference(s) _____

- (o) Refer to OpsProc 24-25-01A Manual Transfer to the AC BUS 2 (ALTN Function)

24-25-02	Automatic Transfer to the AC BUS 2
-----------------	---

Ident.: MI-24-25-00008445.0001001 / 29 NOV 11

Applicable to: ALL

24-25-02A

Repair interval	Nbr installed	Nbr required	Placard
D	1	0	Yes

- (o) May be inoperative provided that:
- 1) The AC ESS FEED pb-sw is set to NORM, and
 - 2) It is checked on the ELEC SD page that the AC BUS 1 supplies the AC ESS BUS, and
 - 3) The TR 2 is operative.

_____ Reference(s) _____

- (o) Refer to OpsProc 24-25-02A Automatic Transfer to the AC BUS 2



DRAGONAIR

A320/A321


MINIMUM EQUIPMENT LIST

MEL ITEMS

24 - ELECTRICAL POWER

24-25 - AC Essential Generation Switching

Intentionally left blank

 DRAGONAIR A320/A321 MINIMUM EQUIPMENT LIST	MEL ITEMS 24 - ELECTRICAL POWER 24-26 - Galley and Commercial Supply System
---	---

24-26-01	Galley Automatic Load Shed System
-----------------	--

Ident.: MI-24-26-00008446.0001001 / 29 NOV 11

Applicable to: B-HSD, B-HSE, B-HSG, B-HSI, B-HTD, B-HTE, B-HTF

24-26-01A Manual load shed system operative

Repair interval	Nbr installed	Nbr required	Placard
C	1	0	Yes

May be inoperative provided that the manual load shed system and the GALLEY pb-sw FAULT light are operative.

Refer to Item 24-22-01 AC Main Generation (IDG, GCU, Line Contactor)

24-26-01B All galley loads disconnected

Repair interval	Nbr installed	Nbr required	Placard
C	1	0	Yes

A **S**

(m) May be inoperative provided that all galley loads are disconnected.

Refer to Item 24-22-01 AC Main Generation (IDG, GCU, Line Contactor)

_____ Reference(s) _____

(m) *Refer to AMM 24-56-00-040-001*

A
S

24-26-01	GALY & CAB Automatic Load Shed System
-----------------	--

Ident.: MI-24-26-00008446.0002001 / 29 NOV 11

Applicable to: B-HSJ, B-HSK, B-HSL, B-HSM, B-HSN, B-HSO, B-HSP, B-HSQ, B-HSR, B-HTG, B-HTH, B-HTI

24-26-01A Manual load shed system operative

Repair interval	Nbr installed	Nbr required	Placard
C	1	0	Yes

May be inoperative provided that the manual load shed system and the GALY & CAB pb-sw FAULT light are operative.

Refer to Item 24-22-01 AC Main Generation (IDG, GCU, Line Contactor)

Continued on the following page



DRAGONAIR

A320/A321
MINIMUM EQUIPMENT LIST

MEL ITEMS

24 - ELECTRICAL POWER

24-26 - Galley and Commercial Supply System

Continued from the previous page

24-26-01B All GALY & CAB loads disconnected

Repair interval	Nbr installed	Nbr required	Placard
C	1	0	Yes

A **S**

- (m) May be inoperative provided that all GALY & CAB loads are disconnected.
Refer to Item 24-22-01 AC Main Generation (IDG, GCU, Line Contactor)

_____ Reference(s) _____

- (m) *Refer to AMM 24-56-00-040-001*

A
S

24-26-02	Galley Manual Load Shed System (GALLEY pb-sw)
-----------------	--

Ident.: MI-24-26-00008448.0001001 / 29 NOV 11

Applicable to: B-HSD, B-HSE, B-HSG, B-HSI, B-HTD, B-HTE, B-HTF

24-26-02A

Repair interval	Nbr installed	Nbr required	Placard
C	1	0	Yes


A **S**

- (m) May be inoperative provided that all galley loads are disconnected.
Refer to Item 24-22-01 AC Main Generation (IDG, GCU, Line Contactor)

_____ Reference(s) _____

- (m) *Refer to AMM 24-56-00-040-003*

A
S

 DRAGONAIR A320/A321 MINIMUM EQUIPMENT LIST	MEL ITEMS 24 - ELECTRICAL POWER 24-26 - Galley and Commercial Supply System
---	---

24-26-02	GALY & CAB Manual Load Shed System (GALY & CAB pb-sw)
-----------------	--

Ident.: MI-24-26-00008448.0003001 / 29 NOV 11

Applicable to: B-HSJ

24-26-02A

Repair interval	Nbr installed	Nbr required	Placard
C	1	0	Yes

A **S**

- (m) May be inoperative provided that all GALY & CAB loads are disconnected.
Refer to Item 24-22-01 AC Main Generation (IDG, GCU, Line Contactor)

_____ Reference(s) _____

- (m) Refer to AMM 24-56-00-040-003

A
S

24-26-02	GALY & CAB Manual Load Shed System (GALY & CAB pb-sw)
-----------------	--

Ident.: MI-24-26-00008448.0004001 / 29 NOV 11

Applicable to: B-HSK, B-HSL, B-HSM, B-HSN, B-HSO, B-HSP, B-HSQ, B-HSR, B-HTG, B-HTH, B-HTI

24-26-02A All GALY & CAB loads disconnected

Repair interval	Nbr installed	Nbr required	Placard
C	1	0	Yes

A **S**

- (m) May be inoperative provided that all GALY & CAB loads are disconnected.
Refer to Item 24-22-01 AC Main Generation (IDG, GCU, Line Contactor)

_____ Reference(s) _____

- (m) Refer to AMM 24-56-00-040-002

A
S

Continued on the following page



DRAGONAIR

A320/A321
MINIMUM EQUIPMENT LIST

MEL ITEMS

24 - ELECTRICAL POWER

24-26 - Galley and Commercial Supply System

Continued from the previous page

24-26-02B COMMERCIAL supply system operative

Repair interval	Nbr installed	Nbr required	Placard
C	1	0	Yes

S

- (o) (m) May be inoperative provided that the COMMERCIAL supply system is checked operative.
Refer to Item 24-22-01 AC Main Generation (IDG, GCU, Line Contactor)

_____ Reference(s) _____

- (o) *Refer to OpsProc 24-26-02B Galley Manual Load Shed System (GALLEY/GALY & CAB pb-sw)*

- (m) *Refer to AMM 24-51-00-040-001*

S

24-26-03	Commercial Supply System
-----------------	---------------------------------

Ident.: MI-24-26-00008449.0001001 / 29 NOV 11

Applicable to: B-HSK, B-HSL, B-HSM, B-HSN, B-HSO, B-HSP, B-HSQ, B-HSR, B-HTG, B-HTH, B-HTI

24-26-03A

Repair interval	Nbr installed	Nbr required	Placard
C	1	0	Yes


S

- (o) May be inoperative.
Refer to Item 24-26-02 Galley Manual Load Shed System (GALLEY/GALY & CAB pb-sw)

_____ Reference(s) _____

- (o) *Refer to OpsProc 24-26-03A Commercial Supply System*

S

 DRAGONAIR A320/A321 MINIMUM EQUIPMENT LIST	MEL ITEMS 24 - ELECTRICAL POWER 24-28 - Static Inverter AC Generation
---	---

24-28-01	Static Inverter AC Generation
-----------------	--------------------------------------

Ident.: MI-24-28-00008457.0001001 / 22 MAR 10

Applicable to: ALL

24-28-01A

Repair interval	Nbr installed	Nbr required	Placard
-	1	1	No

Must be operative.



DRAGONAIR

A320/A321


MINIMUM EQUIPMENT LIST

MEL ITEMS

24 - ELECTRICAL POWER

24-28 - Static Inverter AC Generation

Intentionally left blank

 <p>DRAGONAIR A320/A321 MINIMUM EQUIPMENT LIST</p>	<p align="center">MEL ITEMS 24 - ELECTRICAL POWER 24-32 - DC Main Generation (TR 1, TR 2)</p>
--	---

24-32-01	DC Main Generation (TR 1, TR 2)
-----------------	---

Ident.: MI-24-32-00008458.0001001 / 29 NOV 11

Applicable to: B-HSD, B-HSE, B-HSG, B-HSI, B-HSJ, B-HSK, B-HTD, B-HTE, B-HTF, B-HTG, B-HTH, B-HTI

24-32-01A TR 1 inoperative

Repair interval	Nbr installed	Nbr required	Placard
C	2	1	No

L **P**

- (o) TR 1 may be inoperative provided that ETOPS is not conducted.
Refer to Item 27-64-05 Spoilers 3 and 4

_____ Reference(s) _____

- (o) *Refer to OpsProc 24-32-01A DC Main Generation (TR 1 inoperative)*

L
P

24-32-01B TR 2 inoperative

Repair interval	Nbr installed	Nbr required	Placard
C	2	1	No

L **P**

- (o)(m) TR 2 may be inoperative provided that:

- 1) ETOPS is not conducted, and
- 2) The AC ESS FEED control is checked operative before the first flight of each day, and
- 3) The standby IAS indicator is operative, and
- 4) The standby altimeter is operative, and
- 5) The standby horizon is operative, and
- 6) The standby compass is operative.

Refer to Item 27-64-05 Spoilers 3 and 4

_____ Reference(s) _____

- (o) *Refer to OpsProc 24-32-01B DC Main Generation (TR 2 inoperative)*

- (m) *Refer to AMM 24-30-00-040-002*

L
P

 DRAGONAIR A320/A321 MINIMUM EQUIPMENT LIST	MEL ITEMS 24 - ELECTRICAL POWER 24-32 - DC Main Generation (TR 1, TR 2)
---	---

24-32-01	DC Main Generation (TR 1, TR 2)
-----------------	---

Ident.: MI-24-32-00008458.0002001 / 29 NOV 11

Applicable to: B-HSL, B-HSM, B-HSN, B-HSO, B-HSP, B-HSQ, B-HSR

24-32-01A TR 1 inoperative

Repair interval	Nbr installed	Nbr required	Placard
C	2	1	No

(o) TR 1 may be inoperative provided that ETOPS is not conducted.

Reference(s)

(o) Refer to OpsProc 24-32-01A DC Main Generation (TR 1 inoperative)

24-32-01B TR 2 inoperative

Repair interval	Nbr installed	Nbr required	Placard
C	2	1	No


(o)(m) TR 2 may be inoperative provided that:

- 1) ETOPS is not conducted, and
- 2) The AC ESS FEED control is checked operative before the first flight of each day, and
- 3) The ISIS airspeed indication is operative, and
- 4) The ISIS altitude indication is operative, and
- 5) The ISIS attitude indication is operative, and
- 6) The standby compass is operative.

Reference(s)

(o) Refer to OpsProc 24-32-01B DC Main Generation (TR 2 inoperative)

(m) Refer to AMM 24-30-00-040-002

 DRAGONAIR A320/A321 MINIMUM EQUIPMENT LIST	MEL ITEMS 24 - ELECTRICAL POWER 24-34 - DC Emergency Generation (ESS TR)
---	--

24-34-01	DC Emergency Generation (ESS TR)
-----------------	---

Ident.: MI-24-34-00008460.0001001 / 22 MAR 10

Applicable to: ALL

24-34-01A

Repair interval	Nbr installed	Nbr required	Placard
-	1	1	No

Must be operative.



DRAGONAIR

A320/A321


MINIMUM EQUIPMENT LIST

MEL ITEMS

24 - ELECTRICAL POWER

24-34 - DC Emergency Generation (ESS TR)

Intentionally left blank

 DRAGONAIR A320/A321 MINIMUM EQUIPMENT LIST	MEL ITEMS 24 - ELECTRICAL POWER 24-35 - DC Essential and Normal Generation Switching
---	--

24-35-01	DC TIE Contactor 1PC1 (DC BUS 1-DC BAT BUS), 4PC (DC ESS BUS-DC BAT BUS)
-----------------	---

Ident.: MI-24-35-00008462.0001001 / 22 MAR 10

Applicable to: ALL

24-35-01A

Repair interval	Nbr installed	Nbr required	Placard
C	2	1	No

One may be inoperative in the open position.

24-35-02	DC TIE Contactor 1PC2 (DC BUS 2-DC BAT BUS)
-----------------	--

Ident.: MI-24-35-00008463.0001001 / 22 MAR 10

Applicable to: ALL

24-35-02A

Repair interval	Nbr installed	Nbr required	Placard
–	1	1	No

Must be operative.



DRAGONAIR

A320/A321


MINIMUM EQUIPMENT LIST

MEL ITEMS

24 - ELECTRICAL POWER

24-35 - DC Essential and Normal Generation Switching

Intentionally left blank

 DRAGONAIR A320/A321 MINIMUM EQUIPMENT LIST	MEL ITEMS 24 - ELECTRICAL POWER 24-38 - DC Battery Generation
---	---

24-38-01	BAT 1(2) Channel
-----------------	-------------------------

Ident.: MI-24-38-00008464.0001001 / 22 MAR 10

Applicable to: ALL

24-38-01A

Repair interval	Nbr installed	Nbr required	Placard
–	2	2	No

Must be operative.

24-38-02	Battery Charger Limiter (BCL)
-----------------	--

Ident.: MI-24-38-00008465.0001001 / 29 NOV 11

Applicable to: ALL

24-38-02A

Repair interval	Nbr installed	Nbr required	Placard
A	2	1	No

S

- (o)(m) One may be inoperative for 10 flights provided that:
- 1) ETOPS is not conducted, and
 - 2) No APU start is attempted neither on ground nor in flight, and
 - 3) Both AC main generations are operative, and
 - 4) The refueling is made with an external power unit connected, and
 - 5) The battery associated with the inoperative BCL is charged before each flight.

_____ Reference(s) _____

- (o) *Refer to OpsProc 24-38-02A Battery Charger Limiter (BCL)*
(m) *Refer to AMM 24-30-00-040-001*

S

 DRAGONAIR A320/A321 MINIMUM EQUIPMENT LIST	MEL ITEMS 24 - ELECTRICAL POWER 24-38 - DC Battery Generation
--	---

24-38-03	Battery Voltmeter
-----------------	--------------------------


Ident.: MI-24-38-00008466.0001001 / 22 MAR 10

Applicable to: ALL

24-38-03A

Repair interval	Nbr installed	Nbr required	Placard
C	2	0	Yes

One or both may be inoperative provided that the associated voltage indication is operative on the ELEC SD page.

 DRAGONAIR A320/A321 MINIMUM EQUIPMENT LIST	MEL ITEMS 24 - ELECTRICAL POWER 24-41 - AC External Power Control
---	---

24-41-01	Ground Power Control Unit (GPCU)
-----------------	---

Ident.: MI-24-41-00008468.0001001 / 29 NOV 11

Applicable to: ALL

24-41-01A

Repair interval	Nbr installed	Nbr required	Placard
C	1	0	No

S

May be inoperative.

Note: *When the GPCU and the APU Generator are both inoperative, the engines cannot be started.*

_____ Reference(s) _____

S

24-41-02	External Power Receptacle
-----------------	----------------------------------

Ident.: MI-24-41-00008471.0001001 / 29 NOV 11

Applicable to: ALL

24-41-02A

Repair interval	Nbr installed	Nbr required	Placard
C	1	0	Yes

S

(m) May be inoperative provided that the receptacle is placarded inoperative and not used.

Note: *When the GPCU and the APU Generator are both inoperative, the engines cannot be started.*

_____ Reference(s) _____

(m) Refer to AMM 24-41-00-040-001

S



DRAGONAIR

A320/A321


MINIMUM EQUIPMENT LIST

MEL ITEMS

24 - ELECTRICAL POWER

24-41 - AC External Power Control

Intentionally left blank

 <p>DRAGONAIR A320/A321 MINIMUM EQUIPMENT LIST</p>	<p>MEL ITEMS 25 - EQUIPMENT/FURNISHINGS 25-07 - Indications on the DOOR/OXY SD page</p>
--	---

25-07-01	Passenger Door Slide Permanently Indicated Armed
-----------------	---

Ident.: MI-25-07-00008583.0001001 / 29 NOV 11

Applicable to: B-HSD, B-HSE, B-HSG, B-HSI, B-HSJ, B-HSK, B-HSL, B-HSM, B-HSN, B-HSO, B-HSP, B-HSQ, B-HSR

Note: The correct indication may be recovered by performing the AMM task 52-70-00-040-007.

25-07-01A

Repair interval	Nbr installed	Nbr required	Placard
C	4	0	No

- (o) One or more may be permanently indicated in the armed position provided that the associated slide is visually checked to be armed before each flight.

Reference(s)

- (o) Refer to OpsProc 25-07-01A Passenger Door/Cabin Passenger Door - Emergency Exit Slide Permanently Indicated Armed on the DOOR/OXY SD page

25-07-01	Cabin Passenger Door / Emergency Exit Slide Permanently Indicated Armed
-----------------	--

Ident.: MI-25-07-00008583.0004001 / 29 NOV 11

Applicable to: B-HTD, B-HTE, B-HTF, B-HTG, B-HTH, B-HTI

Note: The correct indication may be recovered by performing the AMM task 52-70-00-040-007.

25-07-01A

Repair interval	Nbr installed	Nbr required	Placard
C	8	0	No

- (o) One or more may be permanently indicated in the armed position provided that the associated slide is visually checked to be armed before each flight.

Reference(s)

- (o) Refer to OpsProc 25-07-01A Passenger Door/Cabin Passenger Door - Emergency Exit Slide Permanently Indicated Armed on the DOOR/OXY SD page



DRAGONAIR

A320/A321
MINIMUM EQUIPMENT LIST

MEL ITEMS

25 - EQUIPMENT/FURNISHINGS

25-07 - Indications on the DOOR/OXY SD page

25-07-02

Passenger Door Slide Permanently Indicated Not Armed

Ident.: MI-25-07-00008584.0001001 / 29 NOV 11

Applicable to: B-HSD, B-HSE, B-HSG, B-HSI, B-HSJ, B-HSK, B-HSL, B-HSM, B-HSN, B-HSO, B-HSP, B-HSQ, B-HSR

Note: The correct indication may be recovered by performing the AMM task 52-70-00-040-007.

25-07-02A Associated door considered operative

Repair interval	Nbr installed	Nbr required	Placard
C	4	0	No

P

(o) One or more may be permanently indicated in the not armed position provided that:

- 1) The aircraft is not operated at night, and
- 2) The associated slide is visually checked to be armed before each flight.

_____ Reference(s) _____

(o) Refer to OpsProc 25-07-02A Passenger Door/Cabin Passenger Door - Emergency Exit Slide Permanently Indicated Not Armed on the DOOR/OXY SD page

P

25-07-02B Associated door considered inoperative

Repair interval	Nbr installed	Nbr required	Placard
B	4	3	Yes


P

One may be permanently indicated in the not armed position provided that the associated door is considered inoperative.

Refer to Item 52-10-01 Cabin Passenger Door

_____ Reference(s) _____

P

 DRAGONAIR A320/A321 MINIMUM EQUIPMENT LIST	MEL ITEMS 25 - EQUIPMENT/FURNISHINGS 25-07 - Indications on the DOOR/OXY SD page
---	--

25-07-02	Cabin Passenger Door / Emergency Exit Slide Permanently Indicated Not Armed
-----------------	--

Ident.: MI-25-07-00008584.0004001 / 29 NOV 11

Applicable to: B-HTD, B-HTE, B-HTF, B-HTG, B-HTH, B-HTI

Note: The correct indication may be recovered by performing the AMM task 52-70-00-040-007.

25-07-02A Associated door considered operative

Repair interval	Nbr installed	Nbr required	Placard
C	8	0	No

P

- (o) One or more may be permanently indicated in the not armed position provided that:

- 1) The aircraft is not operated at night, and
- 2) The associated slide is visually checked to be armed before each flight.

_____ Reference(s) _____

- (o) Refer to OpsProc 25-07-02A Passenger Door/Cabin Passenger Door - Emergency Exit Slide Permanently Indicated Not Armed on the DOOR/OXY SD page

P

25-07-02B Associated door considered inoperative

Repair interval	Nbr installed	Nbr required	Placard
B	8	7	Yes


P

One may be permanently indicated in the not armed position provided that the associated door is considered inoperative.

Refer to Item 52-10-01 Cabin Passenger Door

_____ Reference(s) _____

P

 DRAGONAIR A320/A321 MINIMUM EQUIPMENT LIST	MEL ITEMS 25 - EQUIPMENT/FURNISHINGS 25-07 - Indications on the DOOR/OXY SD page
---	--

25-07-03	Overwing Emergency Exit Slide Permanently Indicated Armed
-----------------	--

Ident.: MI-25-07-00008585.0001001 / 29 NOV 11

Applicable to: B-HSD, B-HSE, B-HSG, B-HSI, B-HSJ, B-HSK, B-HSL, B-HSM, B-HSN, B-HSO, B-HSP, B-HSQ, B-HSR

Note: The correct indication may be recovered by performing the AMM task 52-70-00-040-007.

25-07-03A

Repair interval	Nbr installed	Nbr required	Placard
C	2	0	No

S

- (m) One or both may be permanently indicated in the armed position provided that the associated slide is visually checked to be armed before the first flight of the day.

_____ Reference(s) _____

- (m) Refer to AMM 52-70-00-040-008

S

25-07-04	Overwing Emergency Exit Slide Permanently Indicated Not Armed
-----------------	--

Ident.: MI-25-07-00008586.0001001 / 29 NOV 11

Applicable to: B-HSD, B-HSE, B-HSG, B-HSI, B-HSJ, B-HSK, B-HSL, B-HSM, B-HSN, B-HSO, B-HSP, B-HSQ, B-HSR

Note: The correct indication may be recovered by performing the AMM task 52-70-00-040-007.


25-07-04A Overwing emergency exits considered operative

Repair interval	Nbr installed	Nbr required	Placard
C	2	0	No

P

- (m) One or both may be permanently indicated in the not armed position provided that:
 - 1) The aircraft is not operated at night, and
 - 2) The associated slide is visually checked to be armed before the first flight of the day.

Continued on the following page

 <p>DRAGONAIR A320/A321 MINIMUM EQUIPMENT LIST</p>	<p align="center">MEL ITEMS 25 - EQUIPMENT/FURNISHINGS 25-07 - Indications on the DOOR/OXY SD page</p>
--	--

Continued from the previous page

Reference(s)

(m) Refer to AMM 52-70-00-040-009

P

25-07-04B Overwing Emergency exits considered inoperative

Repair interval	Nbr installed	Nbr required	Placard
B	2	1	Yes

P

One may be permanently indicated in the not armed position provided that both overwing emergency exits on the same side are considered inoperative.
Refer to Item 52-10-02 Overwing Emergency Exit

Reference(s)

P



DRAGONAIR

A320/A321


MINIMUM EQUIPMENT LIST

MEL ITEMS

25 - EQUIPMENT/FURNISHINGS

25-07 - Indications on the DOOR/OXY SD page

Intentionally left blank

 DRAGONAIR A320/A321 MINIMUM EQUIPMENT LIST	MEL ITEMS 25 - EQUIPMENT/FURNISHINGS 25-11 - Pilot Seats
---	--

25-11-01	Pilot Seat Manual Horizontal Adjustment
-----------------	--

Ident.: MI-25-11-00008481.0001001 / 22 MAR 10

Applicable to: ALL

25-11-01A

Repair interval	Nbr installed	Nbr required	Placard
–	2	2	No

Both must be operative.

25-11-02	Pilot Seat Manual Vertical Adjustment
-----------------	--

Ident.: MI-25-11-00008483.0001001 / 29 NOV 11

Applicable to: ALL

25-11-02A Associated electrical control operative

Repair interval	Nbr installed	Nbr required	Placard
C	2	0	No

S

One or both may be inoperative provided that the associated electrical control is operative.

_____ Reference(s) _____

S

25-11-02B Associated electrical control inoperative

Repair interval	Nbr installed	Nbr required	Placard
C	2	0	No

S

One or both may be inoperative provided that the seating position is acceptable to the affected pilot.

_____ Reference(s) _____

S



DRAGONAIR

A320/A321
MINIMUM EQUIPMENT LIST

MEL ITEMS
25 - EQUIPMENT/FURNISHINGS
25-11 - Pilot Seats

25-11-03

Pilot Seat Recline Adjustment

Ident.: MI-25-11-00008487.0001001 / 29 NOV 11

Applicable to: **ALL**

25-11-03A

Repair interval	Nbr installed	Nbr required	Placard
C	2	0	No

[S]

(m) One or both may be inoperative provided that the seat is secured in an upright position acceptable to the affected pilot.

_____ Reference(s) _____

(m) *Refer to AMM 25-11-00-040-001*

[S]

25-11-04

Pilot Seat Other Manual Adjustments


Ident.: MI-25-11-00008507.0001001 / 29 NOV 11

Applicable to: **ALL**

25-11-04A

Repair interval	Nbr installed	Nbr required	Placard
C	-	0	No

One or more may be inoperative provided that the seating position is acceptable to the affected pilot.

 DRAGONAIR A320/A321 MINIMUM EQUIPMENT LIST	MEL ITEMS 25 - EQUIPMENT/FURNISHINGS 25-11 - Pilot Seats
--	--

25-11-05	Pilot Seat Electrical Adjustment
-----------------	---

Ident.: MI-25-11-00008508.0001001 / 29 NOV 11

Applicable to: ALL

25-11-05A

Repair interval	Nbr installed	Nbr required	Placard
C	2	0	No

[S]

(m) One or both may be inoperative provided that the electrical adjustment of the associated seat is deactivated.

_____ Reference(s) _____

(m) Refer to AMM 25-11-00-040-002

[S]

25-11-06	Pilot Seat Shoulder Harness and Lap Strap
-----------------	--

Ident.: MI-25-11-00008514.0001001 / 29 NOV 11

Applicable to: ALL

25-11-06A

Repair interval	Nbr installed	Nbr required	Placard
–	2	2	No

Both must be operative.

25-11-07	Pilot Seat Fifth Strap
-----------------	-------------------------------

Ident.: MI-25-11-00008515.0001001 / 29 NOV 11

Applicable to: ALL

25-11-07A

Repair interval	Nbr installed	Nbr required	Placard
C	2	0	No

(o) One or both may be inoperative.

Continued on the following page

**DRAGONAIR****A320/A321**
MINIMUM EQUIPMENT LIST**MEL ITEMS**
25 - EQUIPMENT/FURNISHINGS
25-11 - Pilot Seats*Continued from the previous page*

Reference(s)

(o) Refer to OpsProc 25-11-07A Pilot Seat Fifth Strap**25-11-08****Pilot Sidestick Armrest Height Adjustment**

Ident.: MI-25-11-00008517.0001001 / 22 MAR 10

Applicable to: ALL**25-11-08A**

Repair interval	Nbr installed	Nbr required	Placard
C	2	0	No

One or both may be inoperative provided that the associated armrest position is acceptable to the affected crewmember.

25-11-09**Pilot Sidestick Armrest Pitch Adjustment**

Ident.: MI-25-11-00008518.0001001 / 22 MAR 10

Applicable to: ALL**25-11-09A**

Repair interval	Nbr installed	Nbr required	Placard
C	2	0	No

One or both may be inoperative provided that the associated armrest position is acceptable to the affected crewmember.


25-11-10**Pilot Sidestick Armrest Memory Position Display**

Ident.: MI-25-11-00008519.0001001 / 22 MAR 10

Applicable to: ALL**25-11-10A**

Repair interval	Nbr installed	Nbr required	Placard
C	2	0	No

One or both may be inoperative.

 DRAGONAIR A320/A321 MINIMUM EQUIPMENT LIST	MEL ITEMS 25 - EQUIPMENT/FURNISHINGS 25-11 - Pilot Seats
---	--

25-11-11	Pilot Inboard Armrest Vertical Adjustment
-----------------	--

Ident.: MI-25-11-00008520.0001001 / 22 MAR 10

Applicable to: ALL

25-11-11A

Repair interval	Nbr installed	Nbr required	Placard
C	2	0	No

One or both may be inoperative.

25-11-12	Pilot Seat Headrest
-----------------	----------------------------

Ident.: MI-25-11-00008522.0001001 / 29 NOV 11

Applicable to: ALL

25-11-12A

Repair interval	Nbr installed	Nbr required	Placard
D	2	0	No

One or both may be inoperative.



DRAGONAIR

A320/A321


MINIMUM EQUIPMENT LIST

MEL ITEMS

25 - EQUIPMENT/FURNISHINGS

25-11 - Pilot Seats

Intentionally left blank

 DRAGONAIR A320/A321 MINIMUM EQUIPMENT LIST	MEL ITEMS 25 - EQUIPMENT/FURNISHINGS 25-12 - Third and Fourth Occupant Seats
--	--

25-12-01	Third Occupant Seat
-----------------	----------------------------

Ident.: MI-25-12-00008524.0001001 / 29 NOV 11

Applicable to: ALL

25-12-01A Seat stowed

Repair interval	Nbr installed	Nbr required	Placard
C	1	0	Yes

May be inoperative provided that the seat is in its stowed position.

25-12-01B Seat removed

Repair interval	Nbr installed	Nbr required	Placard
D	1	0	No

S

(m) May be removed.

_____ Reference(s) _____

(m) Refer to AMM 25-11-00-040-003

S

25-12-02	Third Occupant Seat Shoulder Harness
-----------------	---

Ident.: MI-25-12-00008525.0001001 / 22 MAR 10

Applicable to: ALL

25-12-02A

Repair interval	Nbr installed	Nbr required	Placard
C	1	0	No

May be inoperative provided that the seat is not occupied during takeoff and landing.

**DRAGONAIR****A320/A321**
MINIMUM EQUIPMENT LIST**MEL ITEMS****25 - EQUIPMENT/FURNISHINGS**
25-12 - Third and Fourth Occupant Seats**25-12-03****Lap Strap**

Ident.: MI-25-12-00008527.0001001 / 29 NOV 11

Applicable to: **ALL****25-12-03A**

Repair interval	Nbr installed	Nbr required	Placard
C	1	0	Yes

May be inoperative provided that:

- 1) The seat is placarded inoperative, and
- 2) The seat is not occupied.

25-12-04**Third Occupant Seat Fifth Strap**

Ident.: MI-25-12-00008528.0001001 / 29 NOV 11

Applicable to: **ALL****25-12-04A**

Repair interval	Nbr installed	Nbr required	Placard
D	1	0	No

- (o) May be inoperative.

_____ Reference(s) _____

- (o) Refer to OpsProc 25-12-04A Third Occupant Seat Fifth Strap

25-12-05**Fourth Occupant Seat**


Ident.: MI-25-12-00008529.0001001 / 29 NOV 11

Applicable to: **ALL****25-12-05A Seat stowed**

Repair interval	Nbr installed	Nbr required	Placard
D	1	0	Yes

May be inoperative provided that the seat is in its stowed position.

Continued on the following page

 DRAGONAIR A320/A321 MINIMUM EQUIPMENT LIST	MEL ITEMS 25 - EQUIPMENT/FURNISHINGS 25-12 - Third and Fourth Occupant Seats
---	--

Continued from the previous page

25-12-05B Seat removed

Repair interval	Nbr installed	Nbr required	Placard
D	1	0	No

[S]

(m) May be removed.

_____ Reference(s) _____

(m) Refer to AMM 25-11-00-040-004

[S]

25-12-06	Fourth Occupant Seat Shoulder Harness
-----------------	--

Ident.: MI-25-12-00008531.0001001 / 29 NOV 11

Applicable to: ALL

25-12-06A

Repair interval	Nbr installed	Nbr required	Placard
C	1	0	No

May be inoperative provided that the seat is not occupied during takeoff and landing.

25-12-07	Fourth Occupant Seat Lap Strap
-----------------	---------------------------------------

Ident.: MI-25-12-00008532.0001001 / 29 NOV 11


Applicable to: ALL

25-12-07A

Repair interval	Nbr installed	Nbr required	Placard
C	1	0	Yes

May be inoperative provided that:

- 1) The seat is placarded inoperative, and
- 2) The seat is not occupied.

 DRAGONAIR A320/A321 MINIMUM EQUIPMENT LIST	MEL ITEMS 25 - EQUIPMENT/FURNISHINGS 25-12 - Third and Fourth Occupant Seats
---	--

25-12-08	Fourth Occupant Seat Fifth Strap
-----------------	---

Ident.: MI-25-12-00008533.0002001 / 29 NOV 11

Applicable to: ALL


25-12-08A

Repair interval	Nbr installed	Nbr required	Placard
D	1	0	No

(o) May be inoperative.

Reference(s)

(o) Refer to OpsProc 25-12-08A Fourth Occupant Seat Fifth Strap

 DRAGONAIR A320/A321 MINIMUM EQUIPMENT LIST	MEL ITEMS 25 - EQUIPMENT/FURNISHINGS 25-13 - Lining and Furnishings
--	---

25-13-01	Pilot Sliding Table
-----------------	----------------------------

Ident.: MI-25-13-00008535.0001001 / 29 NOV 11

Applicable to: ALL

25-13-01A Table stowed

Repair interval	Nbr installed	Nbr required	Placard
D	2	0	No

One or both may be inoperative in its stowed position.

25-13-01B Table removed

Repair interval	Nbr installed	Nbr required	Placard
D	2	0	No

[S]

(m) One or both may be removed.

_____ Reference(s) _____

(m) Refer to AMM 25-13-00-040-001

[S]

25-13-02	Pilot Retractable Footrest
-----------------	-----------------------------------

Ident.: MI-25-13-00008536.0001001 / 29 NOV 11

Applicable to: ALL

25-13-02A Footrest stowed

Repair interval	Nbr installed	Nbr required	Placard
D	4	0	No

One or more may be inoperative in its stowed position.

25-13-02B Footrest removed

Repair interval	Nbr installed	Nbr required	Placard
D	4	0	No

[S]

(m) One or more may be removed.

Continued on the following page



DRAGONAIR

A320/A321

MINIMUM EQUIPMENT LIST

MEL ITEMS

25 - EQUIPMENT/FURNISHINGS


25-13 - Lining and Furnishings

Continued from the previous page

Reference(s)

(m) Refer to AMM 25-13-00-040-002

S

 DRAGONAIR A320/A321 MINIMUM EQUIPMENT LIST	MEL ITEMS 25 - EQUIPMENT/FURNISHINGS 25-20 - Cabin Seats
--	--

25-20-01-51	Passenger Seat Backs
--------------------	-----------------------------

Ident.: MI-25-20-00008538.0001001 / 29 NOV 11

Applicable to: ALL

- Note:
1. A seat position with an inoperative seat belt is considered inoperative.
 2. Inoperative seats do not affect the required number of Flight Attendants.

25-20-01-51A

Repair interval	Nbr installed	Nbr required	Placard
C	—	—	Yes

Z

May be inoperative in other than the upright position provided that:

- 1) Does not block an Emergency Exit, and
- 2) Does not restrict any passenger access to the main aircraft aisle, and
- 3) The affected seat(s) is blocked and placarded "DO NOT OCCUPY", and
- 4) May not be occupied by a Flight Attendant moved due to an inoperative cabin crew seat.

_____ Reference(s) _____

Z

25-20-01-52	Passenger Seat - Recline Mechanism
--------------------	---

Ident.: MI-25-20-20801378.9001001 / 29 NOV 11

Applicable to: ALL

- Note:
1. A seat position with an inoperative seat belt is considered inoperative.
 2. Inoperative seats do not affect the required number of Flight Attendants.

Continued on the following page



DRAGONAIR

A320/A321
MINIMUM EQUIPMENT LIST

MEL ITEMS

25 - EQUIPMENT/FURNISHINGS

25-20 - Cabin Seats

Continued from the previous page

25-20-01-52A

Repair interval	Nbr installed	Nbr required	Placard
C	—	—	No

Z

May be inoperative and the seat occupied provided that the seat is secured in the upright position.

_____ Reference(s) _____

Z

25-20-01-53	Passenger Seat - Underseat Baggage Restraining Bars
--------------------	--

Ident.: MI-25-20-20801706.9001001 / 29 NOV 11

Applicable to: **ALL**

- Note:
1. A seat position with an inoperative seat belt is considered inoperative.
 2. Inoperative seats do not affect the required number of Flight Attendants.

25-20-01-53A

Repair interval	Nbr installed	Nbr required	Placard
C	—	—	Yes


Z

May be inoperative provided that:

- 1) Baggage is not stowed under the seat with inoperative restraining bar, and
- 2) Associated seat(s) is placarded "DO NOT STOW BAGGAGE UNDER THIS SEAT", and
- 3) Procedures are established to alert Cabin Crew of inoperative restraining bar.

_____ Reference(s) _____

Z

 DRAGONAIR A320/A321 MINIMUM EQUIPMENT LIST	MEL ITEMS 25 - EQUIPMENT/FURNISHINGS 25-20 - Cabin Seats
--	--

25-20-01-54	Passenger Seat - Armrests
--------------------	----------------------------------

Ident.: MI-25-20-20801715.9001001 / 29 NOV 11

Applicable to: ALL

- Note:
1. A seat position with an inoperative seat belt is considered inoperative.
 2. Inoperative seats do not affect the required number of Flight Attendants.

25-20-01-54A

Repair interval	Nbr installed	Nbr required	Placard
C	-	-	Yes

Z

May be damaged or missing and seat any be occupied provided that the following actions are performed:

- 1) Damaged parts are safely secured, and
- 2) If damage renders the seat unsafe, placard the seat as "DO NOT OCCUPY".

_____ Reference(s) _____

Z


25-20-01-55	Passenger Seat - Foot Rest/Leg Rest
--------------------	--

Ident.: MI-25-20-20801714.9001001 / 29 NOV 11

Applicable to: ALL

- Note:
1. A seat position with an inoperative seat belt is considered inoperative.
 2. Inoperative seats do not affect the required number of Flight Attendants.

Continued on the following page

 DRAGONAIR A320/A321 MINIMUM EQUIPMENT LIST	MEL ITEMS 25 - EQUIPMENT/FURNISHINGS 25-20 - Cabin Seats
---	--

Continued from the previous page

25-20-01-55A

Repair interval	Nbr installed	Nbr required	Placard
C	–	–	No

Z

- May be damaged or missing provided:
- 1) Foot rest/Leg rest does not block an emergency exit, and
 - 2) Foot rest/Leg rest does not restrict any passenger access to the aisle.

Reference(s)

Z

25-20-01-56	Passenger Seat - Headrest
-------------	---------------------------

Ident.: MI-25-20-20801713.9001001 / 29 NOV 11

Applicable to: ALL

- Note:
1. A seat position with an inoperative seat belt is considered inoperative.
 2. Inoperative seats do not affect the required number of Flight Attendants.


25-20-01-56A

Repair interval	Nbr installed	Nbr required	Placard
C	–	–	No

Z

- May be damaged or missing.
- Reference(s)

Z

 DRAGONAIR A320/A321 MINIMUM EQUIPMENT LIST	MEL ITEMS 25 - EQUIPMENT/FURNISHINGS 25-20 - Cabin Seats
--	--

25-20-01-57	Passenger Seat - Meal Tray
--------------------	-----------------------------------

Ident.: MI-25-20-20801712.9001001 / 29 NOV 11

Applicable to: ALL

- Note:
1. A seat position with an inoperative seat belt is considered inoperative.
 2. Inoperative seats do not affect the required number of Flight Attendants.

25-20-01-57A

Repair interval	Nbr installed	Nbr required	Placard
C	—	—	No



May be damaged and the seat may be occupied provided that the table is safe for normal usage.

_____ Reference(s) _____



25-20-01-58	Passenger Seat - Seat Electrical/Electronic Systems/Components
--------------------	---

Ident.: MI-25-20-20801711.9001001 / 29 NOV 11

Applicable to: ALL

- Note:
1. A seat position with an inoperative seat belt is considered inoperative.
 2. Inoperative seats do not affect the required number of Flight Attendants.

25-20-01-58A

Repair interval	Nbr installed	Nbr required	Placard
C	—	—	No



May be inoperative and seat may be occupied provided that the following actions are performed:

- 1) Associated system(s) and/or component(s) is/are deactivated, and
- 2) Where appropriate, mechanical back up system operates normally.

Continued on the following page

Continued from the previous page

Reference(s)

Z

25-20-01-59	Passenger Seat - PSU Overhead Reading Light
-------------	---

Ident.: MI-25-20-20801708.9001001 / 29 NOV 11

Applicable to: ALL

- Note:
1. A seat position with an inoperative seat belt is considered inoperative.
 2. Inoperative seats do not affect the required number of Flight Attendants.

25-20-01-59A

Repair interval	Nbr installed	Nbr required	Placard
C	–	–	No

Z

May be inoperative.

Reference(s)

Z


25-20-01-60	Passenger Seat - In-Seat Personal Reading Light
-------------	---

Ident.: MI-25-20-20801710.9001001 / 29 NOV 11

Applicable to: ALL

- Note:
1. A seat position with an inoperative seat belt is considered inoperative.
 2. Inoperative seats do not affect the required number of Flight Attendants.

Continued on the following page

 DRAGONAIR A320/A321 MINIMUM EQUIPMENT LIST	MEL ITEMS 25 - EQUIPMENT/FURNISHINGS 25-20 - Cabin Seats
---	--

Continued from the previous page

25-20-01-60A

Repair interval	Nbr installed	Nbr required	Placard
C	–	–	No

Z

May be inoperative.

_____ Reference(s) _____

Z

25-20-03	Cabin Attendant Seat
-----------------	-----------------------------

Ident.: MI-25-20-00008540.0001001 / 29 NOV 11

Applicable to: ALL

Note: A cabin attendant seat with an inoperative or missing seat belt or harness should be considered inoperative.

25-20-03A Non required cabin attendant seat

Repair interval	Nbr installed	Nbr required	Placard
D	–	–	Yes

S

(m) One or more non-required cabin attendant seats may be inoperative or not usable provided that the affected seat is secured in its stowed position or removed.

_____ Reference(s) _____

(m) Refer to AMM 25-22-00-040-001

S

Continued on the following page



DRAGONAIR

A320/A321
MINIMUM EQUIPMENT LIST

MEL ITEMS

25 - EQUIPMENT/FURNISHINGS

25-20 - Cabin Seats

Continued from the previous page

25-20-03B Required cabin attendant seat

Repair interval	Nbr installed	Nbr required	Placard
C	–	–	Yes

[S]

(o) (m) One required cabin attendant seat may be inoperative or not usable provided that:


- 1) The cabin attendant assigned to affected seat occupies a passenger seat as close to or closer than nearest seated passenger to the associated exit, and
- 2) The passenger seat to be used by cabin attendant is correctly placarded, and
- 3) The cabin attendant can reach assigned exit and emergency equipment in nearly the same time as from normally assigned seat, and
- 4) The direct view of passenger cabin by flight attendants is not impaired, and
- 5) The affected seat is secured in its stowed position or removed.

_____ Reference(s) _____

(o) *Refer to OpsProc 25-20-03B Cabin Attendant Seat*

(m) *Refer to AMM 25-22-00-040-001*

[S]

 DRAGONAIR A320/A321 MINIMUM EQUIPMENT LIST	MEL ITEMS 25 - EQUIPMENT/FURNISHINGS 25-35 - Galley Equipment
---	---

25-35-01	Galley Waste Compartment Flapper Door
-----------------	--

Ident.: MI-25-35-00008543.0001001 / 29 NOV 11

Applicable to: ALL

25-35-01A

Repair interval	Nbr installed	Nbr required	Placard
C	–	0	Yes



(o) (m) One or more may be inoperative or missing provided that:

- 1) The galley waste compartment is empty, and
- 2) The associated access is secured in the closed position to prevent waste introduction.

Note: Notify catering staff or IOC of any inoperative Galley Waste receptacles.

_____ Reference(s) _____

(o) Refer to OpsProc 25-35-01A Galley Waste Compartment Flapper Door

(m) Refer to AMM 25-35-00-040-001



25-35-51	Ovens
-----------------	--------------

Ident.: MI-25-35-20801453.9001001 / 29 NOV 11

Applicable to: ALL

25-35-51A


Repair interval	Nbr installed	Nbr required	Placard
C	–	–	Yes



Multiple Ovens (3 or more) may be inoperative in one galley.

_____ Reference(s) _____



 DRAGONAIR A320/A321 MINIMUM EQUIPMENT LIST	MEL ITEMS 25 - EQUIPMENT/FURNISHINGS 25-35 - Galley Equipment
---	---

25-35-52	Beverage Makers
-----------------	------------------------

Ident.: MI-25-35-20801456.9001001 / 29 NOV 11

Applicable to: ALL

25-35-52A

Repair interval	Nbr installed	Nbr required	Placard
C	–	–	Yes

Z

Multiple Coffee Makers (3 or more) may be inoperative in one galley.

Reference(s)

Z

25-35-53	Chiller Unit(s)
-----------------	------------------------

Ident.: MI-25-35-20801455.9001001 / 29 NOV 11

Applicable to: ALL

25-35-53A

Repair interval	Nbr installed	Nbr required	Placard
C	–	–	Yes


Z

Chiller unit may be inoperative in one or more galley zones.

Note: Inform catering staff or IOC of any inoperative chiller unit(s).

Reference(s)

Z

 DRAGONAIR A320/A321 MINIMUM EQUIPMENT LIST	MEL ITEMS 25 - EQUIPMENT/FURNISHINGS 25-40 - Lavatories
---	---

25-40-01	Toilet Waste Compartment Flapper Door
-----------------	--

Ident.: MI-25-40-00008544.0001001 / 29 NOV 11

Applicable to: ALL

25-40-01A The toilet waste compartment empty

Repair interval	Nbr installed	Nbr required	Placard
C	–	0	Yes

[S]

(o) (m) One or more may be inoperative or missing provided that:

- 1) The toilet waste compartment is empty, and
- 2) The associated access is secured in the closed position to prevent waste introduction.

_____ Reference(s) _____

(o) *Refer to OpsProc 25-40-01A Toilet Waste Compartment Flapper Door*

(m) *Refer to AMM 25-40-00-040-001*

[S]

25-40-01B The lavatory inoperative

Repair interval	Nbr installed	Nbr required	Placard
C	–	0	Yes

[S]

One or more may be inoperative provided associated lavatory is considered inoperative.

Refer to Item 25-40-51 Lavatory

_____ Reference(s) _____

[S]



DRAGONAIR

A320/A321
MINIMUM EQUIPMENT LIST

MEL ITEMS
25 - EQUIPMENT/FURNISHINGS
25-40 - Lavatories

25-40-02

Exterior Lavatory Ashtray

Ident.: MI-25-40-00012606.0001001 / 29 NOV 11

Applicable to: ALL

25-40-02A

Repair interval	Nbr installed	Nbr required	Placard
D	–	0	Yes

S

One or more may be damaged or missing provided that the flight is non-smoking.

_____ Reference(s) _____

S

25-40-03

Interior Lavatory Ashtray

Ident.: MI-25-40-00012607.0001001 / 29 NOV 11

Applicable to: ALL

25-40-03A Lavatory fire extinguishing system operative

Repair interval	Nbr installed	Nbr required	Placard
C	–	0	Yes

S

One or more may be damaged or missing provided that the associated lavatory fire extinguishing system is operative.


_____ Reference(s) _____

S

25-40-03B Lavatory locked closed

Repair interval	Nbr installed	Nbr required	Placard
C	–	0	Yes

One or more may be damaged or missing provided that the associated lavatory is locked closed and placarded inoperative.

 DRAGONAIR A320/A321 MINIMUM EQUIPMENT LIST	MEL ITEMS 25 - EQUIPMENT/FURNISHINGS 25-40 - Lavatories
---	---

25-40-51	Lavatory
-----------------	-----------------

Ident.: MI-25-40-20801476.9001001 / 29 NOV 11
Applicable to: ALL

25-40-51A

Repair interval	Nbr installed	Nbr required	Placard
C	–	0	Yes

S

One or more lavatories may be inoperative provided the door is locked and placarded.

Note: *Notify IOC.*

_____ Reference(s) _____

S

25-40-53	Lavatory Waste Systems
-----------------	-------------------------------

Ident.: MI-25-40-20801476.9001001 / 29 NOV 11
Applicable to: ALL

25-40-53A

Repair interval	Nbr installed	Nbr required	Placard
C	–	–	Yes

S

Individual components may be inoperative provided that the following actions are performed:

- 1) Associated components are deactivated or isolated, and
- 2) Associated system components are verified not to have any leaks.

Note: *Any portion of the system which operates normally may be used.*

_____ Reference(s) _____

S

Continued on the following page



DRAGONAIR

A320/A321
MINIMUM EQUIPMENT LIST

MEL ITEMS
25 - EQUIPMENT/FURNISHINGS
25-40 - Lavatories

Continued from the previous page

25-40-53B

Repair interval	Nbr installed	Nbr required	Placard
C	—	—	Yes

S

Associated lavatory system(s) may be inoperative provided that the following actions are performed:

- 1) Associated components are deactivated or isolated specifically to prevent any leaks, and
- 2) Associated lavatory door is secured closed and placarded as "INOPERATIVE – DO NOT ENTER",

Refer to Item 25-40-51 Lavatory , and


- 3) If required, the associated waste tank is drained.

Note: 1. *These provisions are not intended to prohibit periodic inspections by crew members.*

2. *Check to ensure that there are sufficient lavatories for the intended flight.*

Reference(s)

S

 DRAGONAIR A320/A321 MINIMUM EQUIPMENT LIST	MEL ITEMS 25 - EQUIPMENT/FURNISHINGS 25-45 - Cabin Furnishings
--	--

25-45-51	Storage Bin(s)/Cabin and Galley Storage Compartments/ Closets
-----------------	--

Ident.: MI-25-45-20801486.9001001 / 29 NOV 11
Applicable to: ALL

25-45-51A

Repair interval	Nbr installed	Nbr required	Placard
C	–	–	Yes

Z

May be inoperative provided that:

- 1) The FA1 is briefed to ensure the compartment is not used for storage of emergency equipment, and
- 2) The FA1 is briefed to ensure the affected compartment is not used for storage of any item(s) except for those permanently affixed, and
- 3) The inoperative bin(s) or compartment(s) or closet(s) are secured closed.

Note: *If no partitions are installed in the overhead storage bin, the entire compartment must be considered as one bin.*

_____ Reference(s) _____

Z



DRAGONAIR

A320/A321


MINIMUM EQUIPMENT LIST

MEL ITEMS

25 - EQUIPMENT/FURNISHINGS

25-45 - Cabin Furnishings

Intentionally left blank

 DRAGONAIR A320/A321 MINIMUM EQUIPMENT LIST	MEL ITEMS 25 - EQUIPMENT/FURNISHINGS 25-50 - Cargo Compartments
---	---

25-50-02	Decompression Panels in the Cargo Compartments
-----------------	---

Ident.: MI-25-50-00008548.0001001 / 29 NOV 11

Applicable to: ALL

25-50-02A

Repair interval	Nbr installed	Nbr required	Placard
C	–	0	No

S

One or more may be damaged or missing provided that the associated cargo compartment is empty or does not contain flammable or combustible materials.

_____ Reference(s) _____

S

25-50-03	Sidewall Linings and Ceiling Panels in the Cargo Compartments
-----------------	--

Ident.: MI-25-50-00008550.0001001 / 29 NOV 11

Applicable to: ALL

25-50-03A Damaged panel

Repair interval	Nbr installed	Nbr required	Placard
C	–	0	No

S

One or more may be damaged provided that the associated cargo compartment is empty or does not contain flammable or combustible materials.

_____ Reference(s) _____

S

25-50-03B Missing panel

Repair interval	Nbr installed	Nbr required	Placard
C	–	0	No

S

One or more may be missing provided that the associated cargo compartment is empty.

Continued on the following page

Continued from the previous page

Reference(s)

S

25-50-04

Cargo Compartment Restraint Components
(Nets, Attach Points, Stanchions)

Ident.: MI-25-50-00008551.0001001 / 29 NOV 11
Applicable to: ALL

25-50-04A

Repair interval	Nbr installed	Nbr required	Placard
-	-	-	No

Refer to Weight and Balance Manual.

25-50-51

Cargo Valuables Locker

Ident.: MI-25-50-20801492.9001001 / 29 NOV 11
Applicable to: ALL

25-50-51A


Repair interval	Nbr installed	Nbr required	Placard
D	1	0	No

S

May be inoperative.

Reference(s)

S

 DRAGONAIR A320/A321 MINIMUM EQUIPMENT LIST	MEL ITEMS 25 - EQUIPMENT/FURNISHINGS 25-62 - Cabin Escape Facilities
---	--

25-62-01	Cabin Passenger Door Slide or Slide Raft
-----------------	---

Ident.: MI-25-62-00008553.0001001 / 29 NOV 11

Applicable to: ALL

25-62-01A Slide inoperative

Repair interval	Nbr installed	Nbr required	Placard
B	4	3	Yes

P

One may be inoperative provided that the associated door is considered inoperative.
Refer to Item 52-10-01 Cabin Passenger Door

_____ Reference(s) _____

P

25-62-01B Slide removed

Repair interval	Nbr installed	Nbr required	Placard
B	4	3	Yes

P

(m) One may be removed provided that the associated door is considered inoperative.
Refer to Item 52-10-01 Cabin Passenger Door

_____ Reference(s) _____

(m) *Refer to AMM 52-10-00-040-001*

P



DRAGONAIR

A320/A321
MINIMUM EQUIPMENT LIST

MEL ITEMS

25 - EQUIPMENT/FURNISHINGS

25-62 - Cabin Escape Facilities

25-62-02

Overwing Emergency Exit Slide or Slide Raft

Ident.: MI-25-62-00008555.0001001 / 29 NOV 11

Applicable to: B-HSD, B-HSE, B-HSG, B-HSI, B-HSJ, B-HSK, B-HSL, B-HSM, B-HSN, B-HSO, B-HSP, B-HSQ, B-HSR

25-62-02A Slide inoperative

Repair interval	Nbr installed	Nbr required	Placard
B	2	1	Yes

P

One may be inoperative provided that the associated overwing emergency exit is considered inoperative.

Refer to Item 52-10-02 Overwing Emergency Exit

Note: When an overwing escape slide is inoperative, both emergency exits on the same side are considered inoperative.

_____ Reference(s) _____

P

25-62-02B Slide removed

Repair interval	Nbr installed	Nbr required	Placard
B	2	1	Yes

P

(m) One may be removed provided that the associated overwing emergency exit is considered inoperative.


Refer to Item 52-10-02 Overwing Emergency Exit

Note: When an overwing escape slide is inoperative, both emergency exits on the same side are considered inoperative.

_____ Reference(s) _____

(m) Refer to AMM 25-62-00-040-006

P

 DRAGONAIR A320/A321 MINIMUM EQUIPMENT LIST	MEL ITEMS 25 - EQUIPMENT/FURNISHINGS 25-62 - Cabin Escape Facilities
---	--

25-62-03	Emergency Exit Slide or Slide Raft
-----------------	---

Ident.: MI-25-62-00008556.0001001 / 29 NOV 11

Applicable to: B-HTD, B-HTE, B-HTF, B-HTG, B-HTH, B-HTI

25-62-03A Slide Inoperative

Repair interval	Nbr installed	Nbr required	Placard
B	4	3	Yes

P

One may be inoperative provided that the associated emergency exit is considered inoperative.

Refer to Item 52-10-01 Cabin Passenger Door

_____ Reference(s) _____

P

25-62-03B Slide Removed

Repair interval	Nbr installed	Nbr required	Placard
B	4	3	Yes

P

(m) One may be removed provided that the associated emergency exit is considered inoperative.

Refer to Item 52-10-01 Cabin Passenger Door

_____ Reference(s) _____

(m) *Refer to AMM 25-62-00-040-007*

P

 DRAGONAIR A320/A321 MINIMUM EQUIPMENT LIST	MEL ITEMS 25 - EQUIPMENT/FURNISHINGS 25-62 - Cabin Escape Facilities
---	--

25-62-04	SLIDE ARMED light
-----------------	--------------------------

Ident.: MI-25-62-00008557.0001001 / 29 NOV 11

Applicable to: B-HSD, B-HSE, B-HSG, B-HSI, B-HSJ, B-HSK, B-HSL, B-HSM, B-HSN, B-HSO, B-HSP, B-HSQ, B-HSR

25-62-04A

Repair interval	Nbr installed	Nbr required	Placard
C	6	0	Yes

One or more may be inoperative.

25-62-04	SLIDE ARMED light
-----------------	--------------------------

Ident.: MI-25-62-00008557.0004001 / 22 MAR 10

Applicable to: B-HTD, B-HTE, B-HTF, B-HTG, B-HTH, B-HTI

25-62-04A

Repair interval	Nbr installed	Nbr required	Placard
C	8	0	Yes

One or more may be inoperative.

25-62-06	Passenger Door SLIDE PRESS LOW Message on Programming and Test Panel (PTP) STATUS Page
-----------------	---

Ident.: MI-25-62-00008563.0001001 / 29 NOV 11

Applicable to: B-HSD, B-HSE, B-HSG, B-HSI, B-HSJ, B-HSK, B-HSL, B-HSM, B-HSN

25-62-06A

Repair interval	Nbr installed	Nbr required	Placard
D	4	0	No


S

(m) One or more messages may be displayed provided that the slide bottle pressure is checked before the first flight under this item.

Reference(s)

(m) Refer to AMM 25-62-00-040-008

S

 DRAGONAIR A320/A321 MINIMUM EQUIPMENT LIST	MEL ITEMS 25 - EQUIPMENT/FURNISHINGS 25-62 - Cabin Escape Facilities
---	--

25-62-06	Passenger Door SLIDE PRESS LOW Message on Programming and Test Panel (PTP) STATUS Page
-----------------	---

Ident.: MI-25-62-00008563.0004001 / 29 NOV 11

Applicable to: B-HTD, B-HTE, B-HTF, B-HTG, B-HTH, B-HTI

25-62-06A

Repair interval	Nbr installed	Nbr required	Placard
D	8	0	No

[S]

(m) One or more messages may be displayed provided that the slide bottle pressure is checked before the first flight under this item.

_____ Reference(s) _____

(m) Refer to AMM 25-62-00-040-008

[S]

25-62-06	Passenger Door CHECK SLIDE PRESSURE Message on Flight Attendant Panel (FAP)
-----------------	--

Ident.: MI-25-62-00008563.0002001 / 29 NOV 11

Applicable to: B-HSQ, B-HSP, B-HSQ, B-HSR

25-62-06A

Repair interval	Nbr installed	Nbr required	Placard
D	4	0	No

[S]

(m) One or more messages may be displayed provided that the slide bottle pressure is checked before the first flight under this item.

_____ Reference(s) _____

(m) Refer to AMM 25-62-00-040-009

[S]



DRAGONAIR

A320/A321
MINIMUM EQUIPMENT LIST

MEL ITEMS

25 - EQUIPMENT/FURNISHINGS

25-62 - Cabin Escape Facilities

25-62-07

**Overwing Emergency Exit SLIDE PRESS LOW Message
on Programming and Test Panel (PTP) STATUS Page**

Ident.: MI-25-62-00008565.0008001 / 29 NOV 11

Applicable to: B-HSD, B-HSE, B-HSG, B-HSI, B-HSJ, B-HSK, B-HSL, B-HSM, B-HSN, B-HSQ, B-HSR

25-62-07A Check of the slide bottle pressure

Repair interval	Nbr installed	Nbr required	Placard
D	2	0	No

[S]

(m) One or both messages may be displayed provided that the associated slide bottle pressure is checked before the first flight of each day.

_____ Reference(s) _____

(m) Refer to AMM 25-62-00-040-001

[S]

25-62-07B Overwing emergency exits considered inoperative

Repair interval	Nbr installed	Nbr required	Placard
B	2	1	Yes


[P]

One message may be displayed provided that both overwing emergency exits on the same side are considered inoperative.

Refer to Item 52-10-02 Overwing Emergency Exit

_____ Reference(s) _____

[P]

 DRAGONAIR A320/A321 MINIMUM EQUIPMENT LIST	MEL ITEMS 25 - EQUIPMENT/FURNISHINGS 25-62 - Cabin Escape Facilities
---	--

25-62-07	Overwing Emergency Exit CHECK SLIDE PRESSURE Message on Flight Attendant Panel (FAP)
-----------------	---

Ident.: MI-25-62-00008565.0005001 / 29 NOV 11

Applicable to: B-HSO, B-HSP

25-62-07A Check of the slide bottle pressure

Repair interval	Nbr installed	Nbr required	Placard
D	2	0	No

S

(m) One or both messages may be displayed provided that the associated slide bottle pressure is checked before the first flight of each day.

Reference(s)

(m) *Refer to AMM 25-62-00-040-005*

S

25-62-07B Overwing emergency exits considered inoperative

Repair interval	Nbr installed	Nbr required	Placard
B	2	1	Yes


P

One message may be displayed provided that both overwing emergency exits on the same side are considered inoperative.

Refer to Item 52-10-02 Overwing Emergency Exit

Reference(s)

P

 DRAGONAIR A320/A321 MINIMUM EQUIPMENT LIST	MEL ITEMS 25 - EQUIPMENT/FURNISHINGS 25-62 - Cabin Escape Facilities
--	--

25-62-08	Overwing Escape Life Line
-----------------	----------------------------------

Ident.: MI-25-62-00008567.0001001 / 29 NOV 11

Applicable to: B-HSD, B-HSE, B-HSG, B-HSI, B-HSJ, B-HSK, B-HSL, B-HSM, B-HSN, B-HSO, B-HSP, B-HSQ, B-HSR

25-62-08A Associated overwing emergency exit considered inoperative

Repair interval	Nbr installed	Nbr required	Placard
B	4	3	Yes

P

One may be inoperative or missing provided that the associated overwing emergency exit is considered inoperative.

Refer to Item 52-10-02 Overwing Emergency Exit


Reference(s)

P

25-62-08B Non extended overwater flight

Repair interval	Nbr installed	Nbr required	Placard
D	4	0	No

One or more may be inoperative or missing provided that extended overwater flight is not conducted.

 <p>DRAGONAIR A320/A321 MINIMUM EQUIPMENT LIST</p>	<p>MEL ITEMS 25 - EQUIPMENT/FURNISHINGS 25-63 - Evacuation Signaling Equipment</p>
--	--

25-63-01	Emergency Evacuation Signaling System (COMMAND pb-sw, HORN SHUT OFF pb, CAPT&PURS and CAPT sw)
-----------------	---

Ident.: MI-25-63-00008568.0001001 / 29 NOV 11
Applicable to: ALL

25-63-01A

Repair interval	Nbr installed	Nbr required	Placard
D	1	0	No

- (o) May be inoperative.

Reference(s)
- (o) Refer to OpsProc 25-63-01A Emergency Evacuation Signaling System (COMMAND pb-sw, HORN SHUT OFF pb, CAPT&PURS and CAPT sw)




DRAGONAIR

A320/A321
MINIMUM EQUIPMENT LIST

MEL ITEMS

25 - EQUIPMENT/FURNISHINGS
25-63 - Evacuation Signaling Equipment

Intentionally left blank

 DRAGONAIR A320/A321 MINIMUM EQUIPMENT LIST	MEL ITEMS 25 - EQUIPMENT/FURNISHINGS 25-64 - First Aid Equipment
---	--

25-64-01	First Aid Kit
-----------------	----------------------

Ident.: MI-25-64-00008569.0001001 / 29 NOV 11

Applicable to: ALL

25-64-01A

Repair interval	Nbr installed	Nbr required	Placard
A	2	1	No

Z

One may be missing or partially used for 2 calendar days.

_____ Reference(s) _____

Z

25-64-02	Emergency Medical Kit
-----------------	------------------------------

Ident.: MI-25-64-00008570.0001001 / 29 NOV 11

Applicable to: ALL

25-64-02A

Repair interval	Nbr installed	Nbr required	Placard
D	1	0	No

Z

May be missing or partially used.

_____ Reference(s) _____

Z



DRAGONAIR


A320/A321
MINIMUM EQUIPMENT LIST

MEL ITEMS

25 - EQUIPMENT/FURNISHINGS

25-64 - First Aid Equipment

Intentionally left blank

 DRAGONAIR A320/A321 MINIMUM EQUIPMENT LIST	MEL ITEMS 25 - EQUIPMENT/FURNISHINGS 25-65 - Emergency Equipment
---	--

25-65-01	Cockpit Flashlight
-----------------	---------------------------

Ident.: MI-25-65-00008574.0001001 / 29 NOV 11

Applicable to: ALL

25-65-01A

Repair interval	Nbr installed	Nbr required	Placard
–	2	2	No

Both must be operative.

25-65-02	Cabin Flashlight
-----------------	-------------------------

Ident.: MI-25-65-00008576.0001001 / 29 NOV 11

Applicable to: B-HSD, B-HSE, B-HSG, B-HSI, B-HSJ, B-HSK, B-HSL, B-HSM, B-HSN, B-HSO, B-HSP

25-65-02A

Repair interval	Nbr installed	Nbr required	Placard
C	6	–	No

One operative unit required for each cabin crew member.

25-65-02	Cabin Flashlight
-----------------	-------------------------

Ident.: MI-25-65-00008576.9001002 / 29 NOV 11

Applicable to: B-HTD, B-HTE, B-HTF, B-HTG, B-HTH, B-HTI

25-65-02A

Repair interval	Nbr installed	Nbr required	Placard
C	9	–	No

One operative unit required for each cabin crew member.

 DRAGONAIR A320/A321 MINIMUM EQUIPMENT LIST	MEL ITEMS 25 - EQUIPMENT/FURNISHINGS 25-65 - Emergency Equipment
---	--

25-65-03	Crash Axe/Crowbar
-----------------	--------------------------

Ident.: MI-25-65-00008577.0001001 / 29 NOV 11

Applicable to: ALL

25-65-03A

Repair interval	Nbr installed	Nbr required	Placard
C	1	0	No

May be damaged or missing.

25-65-04	Emergency Locator Transmitter (ELT)
-----------------	--

Ident.: MI-25-65-00008578.0001001 / 29 NOV 11

Applicable to: ALL

25-65-04A

Repair interval	Nbr installed	Nbr required	Placard
A	1	0	No

S

May be inoperative for a maximum of 6 sectors or 25 flight hours, whichever occurs first.

Reference(s)

S

25-65-05	Fireproof Gloves
-----------------	-------------------------


Ident.: MI-25-65-00008579.0001001 / 29 NOV 11

Applicable to: ALL

25-65-05A

Repair interval	Nbr installed	Nbr required	Placard
C	1	0	No

May be damaged or missing.

 DRAGONAIR A320/A321 MINIMUM EQUIPMENT LIST	MEL ITEMS 25 - EQUIPMENT/FURNISHINGS 25-65 - Emergency Equipment
---	--

25-65-06	Megaphone
-----------------	------------------

Ident.: MI-25-65-00008580.0001001 / 29 NOV 11

Applicable to: ALL

25-65-06A

Repair interval	Nbr installed	Nbr required	Placard
-	2	2	No

Both must be operative.



DRAGONAIR

A320/A321


MINIMUM EQUIPMENT LIST

MEL ITEMS

25 - EQUIPMENT/FURNISHINGS

25-65 - Emergency Equipment

Intentionally left blank

 DRAGONAIR A320/A321 MINIMUM EQUIPMENT LIST	MEL ITEMS 25 - EQUIPMENT/FURNISHINGS 25-66 - Floatation and Survival Equipment
---	--

25-66-01	Life Vest
-----------------	------------------

Ident.: MI-25-66-00008581.0001001 / 29 NOV 11

Applicable to: ALL

25-66-01A

Repair interval	Nbr installed	Nbr required	Placard
A	–	–	No

S

One flotation device is required for each and every person on board.

_____ Reference(s) _____

S



DRAGONAIR

A320/A321


MINIMUM EQUIPMENT LIST

MEL ITEMS

25 - EQUIPMENT/FURNISHINGS

25-66 - Floatation and Survival Equipment

Intentionally left blank

 DRAGONAIR A320/A321 MINIMUM EQUIPMENT LIST	MEL ITEMS 26 - FIRE PROTECTION 26-00 - MAINTENANCE Message on the STATUS SD page
---	--

26-00-01	SDCU MAINTENANCE Message
-----------------	---------------------------------

Ident.: MI-26-00-00008419.0001001 / 29 NOV 11

Applicable to: B-HSD, B-HSE, B-HSG, B-HSI, B-HSJ, B-HSK, B-HSL, B-HSM, B-HSN, B-HTD, B-HTE, B-HTF, B-HTG, B-HTH, B-HTI

26-00-01A

Repair interval	Nbr installed	Nbr required	Placard
C	–	–	No

S

SDCU MAINTENANCE message may be displayed on the STATUS SD page.

_____ Reference(s) _____

S

26-00-01	SMOKE MAINTENANCE Message
-----------------	----------------------------------

Ident.: MI-26-00-00008419.9001002 / 29 NOV 11

Applicable to: B-HSO, B-HSP, B-HSQ, B-HSR

26-00-01A

Repair interval	Nbr installed	Nbr required	Placard
C	–	–	No

S

SMOKE MAINTENANCE message may be displayed on the STATUS SD page.

_____ Reference(s) _____

S



DRAGONAIR

A320/A321


MINIMUM EQUIPMENT LIST

MEL ITEMS

26 - FIRE PROTECTION

26-00 - MAINTENANCE Message on the STATUS SD page

Intentionally left blank

 DRAGONAIR A320/A321 MINIMUM EQUIPMENT LIST	MEL ITEMS 26 - FIRE PROTECTION 26-01 - Overhead Panels 26-01-01 - FIRE Overhead Panel
---	--

26-01-01-01	Bulb/LED in the ENG FIRE-PUSH pb-sw
--------------------	--

Ident.: MI-26-01-01-00008447.0001001 / 22 MAR 10

Applicable to: ALL

26-01-01-01A

Repair interval	Nbr installed	Nbr required	Placard
C	16	8	No

A maximum of four bulbs or LEDs may be inoperative in each ENG FIRE-PUSH pb-sw.

26-01-01-02	ENG AGENT pb DISCH light
--------------------	---------------------------------

Ident.: MI-26-01-01-00008450.0001001 / 29 NOV 11

Applicable to: ALL

26-01-01-02A One inoperative on each engine

Repair interval	Nbr installed	Nbr required	Placard
C	4	2	Yes

[S]

- (m) One may be inoperative on each engine provided that the associated fire extinguisher bottle is checked before the first flight of each day.

_____ Reference(s) _____

- (m) Refer to AMM 26-21-00-040-001

[S]


26-01-01-02B One inoperative on one engine

Repair interval	Nbr installed	Nbr required	Placard
A	4	2	Yes

[S]

- (m) Both may be inoperative on one engine for a maximum of 4 sectors or 15 flight hours, whichever occurs first, provided associated bottles pressures are checked before each flight.

Continued on the following page

 DRAGONAIR A320/A321 MINIMUM EQUIPMENT LIST	MEL ITEMS 26 - FIRE PROTECTION 26-01 - Overhead Panels 26-01-01 - FIRE Overhead Panel
---	--

Continued from the previous page

Reference(s)

(m) Refer to AMM 26-21-00-040-001

S

26-01-01-03	ENG AGENT pb SQUIB light
-------------	--------------------------

Ident.: MI-26-01-01-00008451.0001001 / 29 NOV 11

Applicable to: ALL

26-01-01-03A

Repair interval	Nbr installed	Nbr required	Placard
C	4	0	Yes

S

(m) One or more may be inoperative provided that the engine extinguishing system firing circuit is checked operative before the first flight of each day.

Reference(s)

(m) Refer to AMM 26-21-00-040-003

S

26-01-01-04	Bulb/ LED in the APU FIRE-PUSH pb-sw
-------------	--------------------------------------

Ident.: MI-26-01-01-00008452.0001001 / 29 NOV 11


Applicable to: ALL

26-01-01-04A A maximum of four bulbs or LED s inoperative

Repair interval	Nbr installed	Nbr required	Placard
C	8	4	No

A maximum of four bulbs or LED s may be inoperative.

Continued on the following page

 DRAGONAIR A320/A321 MINIMUM EQUIPMENT LIST	MEL ITEMS 26 - FIRE PROTECTION 26-01 - Overhead Panels 26-01-01 - FIRE Overhead Panel
---	--

Continued from the previous page

26-01-01-04B Five or more bulbs or LED s inoperative

Repair interval	Nbr installed	Nbr required	Placard
C	8	0	No

Five or more bulbs or LED s may be inoperative provided that:

- 1) ETOPS is not conducted, and
- 2) The APU is deactivated.

Refer to Item 49-10-01C Power Plant (APU)

26-01-01-05	APU AGENT pb DISCH light
--------------------	---------------------------------

Ident.: MI-26-01-01-00008453.0001001 / 29 NOV 11

Applicable to: ALL

26-01-01-05A Check of bottle pressure

Repair interval	Nbr installed	Nbr required	Placard
C	1	0	Yes

[S]

(m) May be inoperative provided that the APU fire extinguisher bottle is checked before the first flight of each day.

_____ Reference(s) _____

(m) *Refer to AMM 26-22-00-040-004*

[S]

26-01-01-05B APU deactivated

Repair interval	Nbr installed	Nbr required	Placard
C	1	0	Yes


[S]

May be inoperative provided that the APU is deactivated.

Refer to Item 49-10-01C Power Plant (APU)

_____ Reference(s) _____

[S]

 DRAGONAIR A320/A321 MINIMUM EQUIPMENT LIST	MEL ITEMS 26 - FIRE PROTECTION 26-01 - Overhead Panels 26-01-01 - FIRE Overhead Panel
--	--

26-01-01-06	APU AGENT pb SQUIB light
--------------------	---------------------------------

Ident.: MI-26-01-01-00008454.0001001 / 29 NOV 11

Applicable to: ALL

26-01-01-06A Check of APU extinguishing system firing circuit

Repair interval	Nbr installed	Nbr required	Placard
C	1	0	Yes

S

(m) May be inoperative provided that the APU extinguishing system firing circuit is checked operative before the first flight of each day.

_____ Reference(s) _____

(m) *Refer to AMM 26-22-00-040-005*

S

26-01-01-06B APU deactivated


Repair interval	Nbr installed	Nbr required	Placard
C	1	0	Yes

S

May be inoperative provided that the APU is deactivated.
Refer to Item 49-10-01C Power Plant (APU)

_____ Reference(s) _____

S

 DRAGONAIR A320/A321 MINIMUM EQUIPMENT LIST	MEL ITEMS 26 - FIRE PROTECTION 26-01 - Overhead Panels 26-01-01 - FIRE Overhead Panel
---	--

26-01-01-31	ENG FIRE TEST pb
--------------------	-------------------------

Ident.: MI-26-01-01-00008455.0001001 / 29 NOV 11

Applicable to: ALL

26-01-01-31A

Repair interval	Nbr installed	Nbr required	Placard
C	2	1	No

[S]

(m) One may be inoperative provided that the associated engine fire extinguishing and detection systems are checked operative before the first flight of each day.

_____ Reference(s) _____

(m) Refer to AMM 26-21-00-040-002

[S]

26-01-01-32	APU FIRE TEST pb
--------------------	-------------------------

Ident.: MI-26-01-01-00008456.0001001 / 29 NOV 11

Applicable to: ALL

26-01-01-32A Daily check

Repair interval	Nbr installed	Nbr required	Placard
C	1	0	Yes

[S]


(m) May be inoperative provided that the APU extinguishing system firing circuit and the bottle low pressure detection system are checked operative before the first flight of each day.

_____ Reference(s) _____

(m) Refer to AMM 26-22-00-040-012

[S]

Continued on the following page

 DRAGONAIR A320/A321 MINIMUM EQUIPMENT LIST	MEL ITEMS 26 - FIRE PROTECTION 26-01 - Overhead Panels 26-01-01 - FIRE Overhead Panel
---	--

Continued from the previous page

26-01-01-32B APU deactivated

Repair interval	Nbr installed	Nbr required	Placard
C	1	0	Yes

S

May be inoperative provided that the APU is deactivated.
Refer to Item 49-10-01C Power Plant (APU)

_____ Reference(s) _____

S

26-01-01-33	APU FIRE PUSH pb-sw
--------------------	----------------------------

Ident.: MI-26-01-01-00008459.0001001 / 29 NOV 11

Applicable to: **ALL**

26-01-01-33A


Repair interval	Nbr installed	Nbr required	Placard
C	1	0	Yes

S

May be inoperative provided that the APU is deactivated.
Refer to Item 49-10-01C Power Plant (APU)

_____ Reference(s) _____

S

 DRAGONAIR A320/A321 MINIMUM EQUIPMENT LIST	MEL ITEMS 26 - FIRE PROTECTION 26-01 - Overhead Panels 26-01-01 - FIRE Overhead Panel
--	--

26-01-01-34	APU AGENT pb
--------------------	---------------------

Ident.: MI-26-01-01-00008461.0001001 / 29 NOV 11
Applicable to: ALL

26-01-01-34A

Repair interval	Nbr installed	Nbr required	Placard
C	1	0	Yes

S

May be inoperative provided that the APU is deactivated.
Refer to Item 49-10-01C Power Plant (APU)

_____ Reference(s) _____

S



DRAGONAIR

A320/A321

MINIMUM EQUIPMENT LIST


MEL ITEMS

26 - FIRE PROTECTION

26-01 - Overhead Panels

26-01-01 - FIRE Overhead Panel

Intentionally left blank

 DRAGONAIR A320/A321 MINIMUM EQUIPMENT LIST	MEL ITEMS 26 - FIRE PROTECTION 26-01 - Overhead Panels 26-01-02 - CARGO SMOKE Overhead Panel
---	---

26-01-02-01	CARGO SMOKE DISCH light
--------------------	--------------------------------

Ident.: MI-26-01-02-00008467.0001001 / 29 NOV 11

Applicable to: ALL

26-01-02-01A Check of bottle weight

Repair interval	Nbr installed	Nbr required	Placard
C	–	0	Yes

[S]

(m) May be inoperative provided that the associated bottle weight is checked before the first flight of each day.

_____ Reference(s) _____

(m) *Refer to AMM 26-23-00-040-001*

[S]

26-01-02-01B Associated bottle considered inoperative


Repair interval	Nbr installed	Nbr required	Placard
C	–	0	Yes

[S]

May be inoperative provided that the associated bottle is considered inoperative.
Refer to Item 26-23-01 Cargo Agent Bottle

_____ Reference(s) _____

[S]

 DRAGONAIR A320/A321 MINIMUM EQUIPMENT LIST	MEL ITEMS 26 - FIRE PROTECTION 26-01 - Overhead Panels 26-01-02 - CARGO SMOKE Overhead Panel
--	---

26-01-02-02	CARGO SMOKE DISCH AGENT 2 light
--------------------	--

Ident.: MI-26-01-02-00008469.0001001 / 29 NOV 11

Applicable to: B-HSD, B-HSE, B-HSG, B-HSI, B-HSJ, B-HSK, B-HSL, B-HSM, B-HSN, B-HSO, B-HSP, B-HSQ, B-HSR

26-01-02-02A


Repair interval	Nbr installed	Nbr required	Placard
C	1	0	Yes

S

May be inoperative provided that the agent bottle 2 is considered inoperative.
Refer to Item 26-23-01 Cargo Agent Bottle

_____ Reference(s) _____

S

 DRAGONAIR A320/A321 MINIMUM EQUIPMENT LIST	MEL ITEMS 26 - FIRE PROTECTION 26-12 - Engine Fire and Overheat Detection
---	---

26-12-01	Engine Fire Detection Loop A on the Engine 1
-----------------	---

Ident.: MI-26-12-00008470.0001001 / 29 NOV 11

Applicable to: ALL

26-12-01A

Repair interval	Nbr installed	Nbr required	Placard
C	1	0	No

S

May be inoperative provided that:

- 1) ETOPS beyond 120 min is not conducted, and
- 2) The associated detection loop B is operative, and
- 3) The engine fire test is made before each flight.

_____ Reference(s) _____

S

26-12-02	Engine Fire Detection Loop A on the Engine 2
-----------------	---

Ident.: MI-26-12-00008473.0001001 / 29 NOV 11

Applicable to: ALL

26-12-02A

Repair interval	Nbr installed	Nbr required	Placard
C	1	0	No

S

May be inoperative on each engine provided that:

- 1) The associated detection loop B is operative, and
- 2) The engine fire test is made before each flight.

_____ Reference(s) _____

S



DRAGONAIR

A320/A321
MINIMUM EQUIPMENT LIST

MEL ITEMS

26 - FIRE PROTECTION

26-12 - Engine Fire and Overheat Detection

26-12-03

Engine Fire Detection Loop B on the Engine 1

Ident.: MI-26-12-00008476.0001001 / 29 NOV 11

Applicable to: **ALL**

26-12-03A

Repair interval	Nbr installed	Nbr required	Placard
C	1	0	No

S

May be inoperative provided that the engine fire test is made before each flight.

_____ Reference(s) _____

S

26-12-04

Engine Fire Detection Loop B on the Engine 2

Ident.: MI-26-12-00008478.0001001 / 29 NOV 11

Applicable to: **ALL**

26-12-04A

Repair interval	Nbr installed	Nbr required	Placard
C	1	0	No


S

May be inoperative provided that:

- 1) ETOPS beyond 120 min is not conducted, and
- 2) The engine fire test is made before each flight.

_____ Reference(s) _____

S

 DRAGONAIR A320/A321 MINIMUM EQUIPMENT LIST	MEL ITEMS 26 - FIRE PROTECTION 26-12 - Engine Fire and Overheat Detection
---	---

26-12-05	FIRE light on the ENG MASTER Panel
-----------------	---

Ident.: MI-26-12-00008480.0001001 / 22 MAR 10

Applicable to: ALL

26-12-05A

Repair interval	Nbr installed	Nbr required	Placard
C	2	0	Yes

One or both may be inoperative.



DRAGONAIR

A320/A321


MINIMUM EQUIPMENT LIST

MEL ITEMS

26 - FIRE PROTECTION

26-12 - Engine Fire and Overheat Detection

Intentionally left blank

 DRAGONAIR A320/A321 MINIMUM EQUIPMENT LIST	MEL ITEMS 26 - FIRE PROTECTION 26-13 - APU Fire and Overheat Detection
---	--

26-13-01	APU Fire Detection Loop A
-----------------	----------------------------------

Ident.: MI-26-13-00008482.0001001 / 29 NOV 11

Applicable to: ALL

26-13-01A ETOPS 120 min flight

Repair interval	Nbr installed	Nbr required	Placard
C	1	0	No

S

May be inoperative provided that:

- 1) ETOPS beyond 120 min is not conducted, and
- 2) The associated detection loop B is operative and,
- 3) The APU fire test is made before each APU start, and
- 4) During APU operations on ground, APU condition is continuously monitored in the cockpit.

_____ Reference(s) _____

S

26-13-01B Non ETOPS flight

Repair interval	Nbr installed	Nbr required	Placard
C	1	0	No

May be inoperative provided that:

- 1) ETOPS is not conducted, and
- 2) The APU is deactivated.

Refer to Item 49-10-01C Power Plant (APU)



DRAGONAIR

A320/A321
MINIMUM EQUIPMENT LIST

MEL ITEMS

26 - FIRE PROTECTION

26-13 - APU Fire and Overheat Detection

26-13-02

APU Fire Detection Loop B

Ident.: MI-26-13-00008484.0001001 / 29 NOV 11

Applicable to: ALL

26-13-02A ETOPS 120 min flight

Repair interval	Nbr installed	Nbr required	Placard
C	1	0	No

S

May be inoperative provided that:

- 1) ETOPS beyond 120 min is not conducted, and
- 2) The APU fire test is made before each APU start.

_____ Reference(s) _____

S


26-13-02B Non ETOPS flight

Repair interval	Nbr installed	Nbr required	Placard
C	1	0	No

May be inoperative provided that:

- 1) ETOPS is not conducted, and
- 2) The APU is deactivated.

Refer to Item 49-10-01C Power Plant (APU)

 DRAGONAIR A320/A321 MINIMUM EQUIPMENT LIST	MEL ITEMS 26 - FIRE PROTECTION 26-15 - Avionics Compartment Smoke Detection
--	---

26-15-01	Avionics Smoke Detection System
-----------------	--

Ident.: MI-26-15-00008485.0001001 / 29 NOV 11
Applicable to: ALL

26-15-01A

Repair interval	Nbr installed	Nbr required	Placard
C	1	0	No

S

- (o) May be inoperative provided that ETOPS is not conducted.
- _____ Reference(s) _____

(o) *Refer to OpsProc 26-15-01A Avionics Smoke Detection System*

S



DRAGONAIR

A320/A321


MINIMUM EQUIPMENT LIST

MEL ITEMS

26 - FIRE PROTECTION

26-15 - Avionics Compartment Smoke Detection

Intentionally left blank

 DRAGONAIR A320/A321 MINIMUM EQUIPMENT LIST	MEL ITEMS 26 - FIRE PROTECTION 26-16 - Cargo Compartment Smoke Detection
---	--

26-16-01	Smoke Detector in the FWD Cargo Compartment
-----------------	--

Ident.: MI-26-16-00008486.0003001 / 29 NOV 11

Applicable to: B-HSD, B-HSE, B-HSG, B-HSI, B-HSJ, B-HSK, B-HSL, B-HSM, B-HSN

- Note:
1. Notify CX IOC of any cargo smoke detection system malfunctions.
 2. Failure of a single detector in the cavity is indicated by a MAINTENANCE message on the STATUS SD page .
Refer to Item 26-00-01 SDCU MAINTENANCE Message
 3. Notify IOC of any cargo compartment restrictions.

26-16-01A Empty FWD cargo compartment

Repair interval	Nbr installed	Nbr required	Placard
D	2	0	No

S

Both detectors in the cavity may be inoperative provided that the FWD cargo compartment is empty.

_____ Reference(s) _____

S

26-16-01B Non ETOPS flight

Repair interval	Nbr installed	Nbr required	Placard
C	2	0	No

Both detectors in the cavity may be inoperative provided that ETOPS is not conducted.

26-16-01D Check of liner integrity

Repair interval	Nbr installed	Nbr required	Placard
C	2	0	No

S

- (m)** Both detectors in the cavity may be inoperative provided that the liner integrity in the FWD cargo compartment is checked before each flight.

Continued on the following page



DRAGONAIR

A320/A321
MINIMUM EQUIPMENT LIST

MEL ITEMS

26 - FIRE PROTECTION

26-16 - Cargo Compartment Smoke Detection

Continued from the previous page

Reference(s)

(m) Refer to AMM 25-50-00-200-806

S

26-16-01

Smoke Detector in the FWD Cargo Compartment

Ident.: MI-26-16-00008486.0009001 / 29 NOV 11

Applicable to: B-HSO, B-HSP, B-HSQ, B-HSR

- Note:
1. Notify CX IOC of any cargo smoke detection system malfunctions.
 2. Failure of a single detector in the cavity is indicated by a MAINTENANCE message on the STATUS SD page .
Refer to Item 26-00-01 SDCU MAINTENANCE Message
 3. Notify IOC of any cargo compartment restrictions.

26-16-01A Empty FWD cargo compartment

Repair interval	Nbr installed	Nbr required	Placard
D	2	0	No

S

Both detectors in the cavity may be inoperative provided that the FWD cargo compartment is empty.

Reference(s)

S

26-16-01B Non ETOPS flight

Repair interval	Nbr installed	Nbr required	Placard
C	2	0	No

Both detectors in the cavity may be inoperative provided that ETOPS is not conducted.

Continued on the following page

 <p>DRAGONAIR A320/A321 MINIMUM EQUIPMENT LIST</p>	<p align="center">MEL ITEMS 26 - FIRE PROTECTION 26-16 - Cargo Compartment Smoke Detection</p>
--	--

Continued from the previous page

26-16-01D Check of liner integrity

Repair interval	Nbr installed	Nbr required	Placard
C	2	0	No

[S]

- (m) Both detectors in the cavity may be inoperative provided that the liner integrity in the FWD cargo compartment is checked before each flight.

_____ Reference(s) _____

- (m) Refer to AMM 25-50-00-200-806

[S]

26-16-01	Smoke Detector in the FWD Cargo Compartment
-----------------	--

Ident.: MI-26-16-00008486.0004001 / 29 NOV 11

Applicable to: B-HTD, B-HTE, B-HTF, B-HTG, B-HTH, B-HTI

- Note:
1. Notify CX IOC of any cargo smoke detection system malfunctions.
 2. Failure of a single detector in the cavity is indicated by a MAINTENANCE message on the STATUS SD page .
Refer to Item 26-00-01 SDCU MAINTENANCE Message
 3. Notify IOC of any cargo compartment restrictions.

26-16-01A

Repair interval	Nbr installed	Nbr required	Placard
D	4	0	No

[S]

Both detectors in one or both cavities may be inoperative provided that the FWD cargo compartment is empty or does not contain flammable or combustible materials.

_____ Reference(s) _____

[S]



DRAGONAIR

A320/A321
MINIMUM EQUIPMENT LIST

MEL ITEMS

26 - FIRE PROTECTION

26-16 - Cargo Compartment Smoke Detection

26-16-02

Smoke Detector in the AFT and the BULK Cargo Compartments

Ident.: MI-26-16-00008488.0003001 / 29 NOV 11

Applicable to: B-HSD, B-HSE, B-HSG, B-HSI, B-HSJ, B-HSK, B-HSL, B-HSM, B-HSN

- Note:
1. Notify CX IOC of any cargo smoke detection system malfunctions.
 2. Failure of a single detector in the cavity is indicated by a MAINTENANCE message on the STATUS SD page .
Refer to Item 26-00-01 SDCU MAINTENANCE Message
 3. Notify IOC of any cargo compartment restrictions.

26-16-02A No flammable or combustible materials

Repair interval	Nbr installed	Nbr required	Placard
D	4	0	No

S

Both detectors in one or both cavities may be inoperative provided that the AFT and the BULK cargo compartments are empty or do not contain flammable or combustible materials.

Reference(s)

S

26-16-02B Non ETOPS flight

Repair interval	Nbr installed	Nbr required	Placard
C	4	0	No

Both detectors in one or both cavities may be inoperative provided that ETOPS is not conducted.

26-16-02D Check of liner integrity

Repair interval	Nbr installed	Nbr required	Placard
C	4	0	No

S

- (m) Both detectors in one or both cavities may be inoperative provided that the liner integrity in the AFT and the BULK cargo compartments is checked before each flight.

Continued on the following page

 DRAGONAIR A320/A321 MINIMUM EQUIPMENT LIST	MEL ITEMS 26 - FIRE PROTECTION 26-16 - Cargo Compartment Smoke Detection
--	--

Continued from the previous page

Reference(s)

(m) Refer to AMM 25-50-00-200-806

S

26-16-02	Smoke Detector in the AFT and the BULK Cargo Compartments
-----------------	--

Ident.: MI-26-16-00008488.0004001 / 29 NOV 11
Applicable to: B-HTD, B-HTE, B-HTF, B-HTG, B-HTH, B-HTI

- Note:
- 1. Notify CX IOC of any cargo smoke detection system malfunctions.
 - 2. Failure of a single detector in the cavity is indicated by a MAINTENANCE message on the STATUS SD page .
Refer to Item 26-00-01 SDCU MAINTENANCE Message
 - 3. Notify IOC of any cargo compartment restrictions.

26-16-02A

Repair interval	Nbr installed	Nbr required	Placard
D	6	0	No

S

Both detectors in one or more cavities may be inoperative provided that the AFT and the BULK cargo compartments are empty or do not contain flammable or combustible materials.

Reference(s)

S



DRAGONAIR

A320/A321
MINIMUM EQUIPMENT LIST

MEL ITEMS

26 - FIRE PROTECTION

26-16 - Cargo Compartment Smoke Detection

26-16-02

Smoke Detector in the AFT and the BULK Cargo Compartments

Ident.: MI-26-16-00008488.0006001 / 29 NOV 11

Applicable to: B-HSO, B-HSP, B-HSQ, B-HSR

- Note:
1. Notify CX IOC of any cargo smoke detection system malfunctions.
 2. Failure of a single detector in the cavity is indicated by a MAINTENANCE message on the STATUS SD page .
Refer to Item 26-00-01 SDCU MAINTENANCE Message
 3. Notify IOC of any cargo compartment restrictions.

26-16-02A No flammable or combustible materials

Repair interval	Nbr installed	Nbr required	Placard
D	4	0	No

S

Both detectors in one or both cavities may be inoperative provided that the AFT and the BULK cargo compartments are empty or do not contain flammable or combustible materials.

Reference(s)

S

26-16-02B Non ETOPS flight

Repair interval	Nbr installed	Nbr required	Placard
C	4	0	No

Both detectors in one or both cavities may be inoperative provided that ETOPS is not conducted.


26-16-02D Check of liner integrity

Repair interval	Nbr installed	Nbr required	Placard
C	4	0	No

S

- (m)** Both detectors in one or both cavities may be inoperative provided that the liner integrity in the AFT and the BULK cargo compartments is checked before each flight.

Continued on the following page

 DRAGONAIR A320/A321 MINIMUM EQUIPMENT LIST	MEL ITEMS 26 - FIRE PROTECTION 26-16 - Cargo Compartment Smoke Detection
--	--

Continued from the previous page

_____ Reference(s) _____

(m) Refer to AMM 25-50-00-200-806

S



DRAGONAIR

A320/A321


MINIMUM EQUIPMENT LIST

MEL ITEMS

26 - FIRE PROTECTION

26-16 - Cargo Compartment Smoke Detection

Intentionally left blank

 DRAGONAIR A320/A321 MINIMUM EQUIPMENT LIST	MEL ITEMS 26 - FIRE PROTECTION 26-17 - Lavatory Smoke Detection
---	---

26-17-01	Lavatory Smoke Detection System
-----------------	--

Ident.: MI-26-17-00008489.0001001 / 29 NOV 11

Applicable to: B-HSD, B-HSE, B-HSG, B-HSI, B-HSJ, B-HSK, B-HSL, B-HSM, B-HSN, B-HTD, B-HTE, B-HTF, B-HTG, B-HTH, B-HTI

26-17-01A Associated lavatory fire extinguishing system operative

Repair interval	Nbr installed	Nbr required	Placard
C	–	0	No

S

- (o) One or more may be inoperative provided that:
- 1) The associated lavatory fire extinguishing system is operative, and
 - 2) Absence of smoke in the associated lavatory is checked periodically in accordance with Vol.7 Emergency Procedures.

_____ Reference(s) _____

- (o) *Refer to OpsProc 26-17-01A Lavatory Smoke Detection System*

S

26-17-01B Associated lavatory not used

Repair interval	Nbr installed	Nbr required	Placard
C	–	–	Yes

S

- (o) One or more may be inoperative provided that:
- 1) The associated lavatory waste receptacle is empty, and
 - 2) The associated lavatory door is locked closed and placarded inoperative, and
 - 3) The lavatory is not used for storage or for any other purpose, and
 - 4) Absence of smoke in the associated lavatory is checked periodically in accordance with Vol.7 Emergency Procedures.

_____ Reference(s) _____

- (o) *Refer to OpsProc 26-17-01B Lavatory Smoke Detection System*

S



DRAGONAIR

A320/A321
MINIMUM EQUIPMENT LIST

MEL ITEMS

26 - FIRE PROTECTION

26-17 - Lavatory Smoke Detection

26-17-01

Lavatory Smoke Detection System

Ident.: MI-26-17-00008489.0002001 / 29 NOV 11

Applicable to: B-HSO, B-HSP, B-HSQ, B-HSR

26-17-01A Associated lavatory fire extinguishing system operative

Repair interval	Nbr installed	Nbr required	Placard
C	–	0	No

S

- (o) One or more may be inoperative provided that:
- 1) The associated lavatory fire extinguishing system is operative, and
 - 2) Absence of smoke in the associated lavatory is checked periodically in accordance with Vol.7 Emergency Procedures.

_____ Reference(s) _____

- (o) *Refer to OpsProc 26-17-01A Lavatory Smoke Detection System*

S

26-17-01B Associated lavatory not used

Repair interval	Nbr installed	Nbr required	Placard
C	–	–	Yes


S

- (o) One or more may be inoperative provided that:
- 1) The associated lavatory waste receptacle is empty, and
 - 2) The associated lavatory door is locked closed and placarded inoperative, and
 - 3) The lavatory is not used for storage or for any other purpose, and
 - 4) Absence of smoke in the associated lavatory is checked periodically in accordance with Vol.7 Emergency Procedures.

_____ Reference(s) _____

- (o) *Refer to OpsProc 26-17-01B Lavatory Smoke Detection System*

S

 <p>DRAGONAIR A320/A321 MINIMUM EQUIPMENT LIST</p>	<p>MEL ITEMS 26 - FIRE PROTECTION 26-17 - Lavatory Smoke Detection</p>
--	--

26-17-02	Smoke Detection Control Unit (SDCU)
-----------------	--

Ident.: MI-26-17-00008490.0007001 / 29 NOV 11
 Applicable to: B-HSD, B-HSE, B-HSG, B-HSI, B-HSJ, B-HSK, B-HSL, B-HSM, B-HSN

26-17-02A

Repair interval	Nbr installed	Nbr required	Placard
C	1	0	No

S

- May be inoperative provided that:
- 1) The FWD , AFT, and BULK cargo smoke detection systems are considered inoperative, and
 - 2) The lavatory smoke detection system is considered inoperative.
*Refer to Item 26-16-01 Smoke Detector in the FWD Cargo Compartment , and
 Refer to Item 26-16-02 Smoke Detector in the AFT and the BULK Cargo Compartments , and
 Refer to Item 26-17-01 Lavatory Smoke Detection System*
- Note:* Failure of a single SDCU channel is indicated by a MAINTENANCE message on the STATUS SD page .
Refer to Item 26-00-01 SDCU MAINTENANCE Message

_____ Reference(s) _____

S

 DRAGONAIR A320/A321 MINIMUM EQUIPMENT LIST	MEL ITEMS 26 - FIRE PROTECTION 26-17 - Lavatory Smoke Detection
--	---

26-17-02	Smoke Detection Control Unit (SDCU)
----------	---------------------------------------

Ident.: MI-26-17-00008490.0006001 / 29 NOV 11

Applicable to: B-HTD, B-HTE, B-HTF, B-HTG, B-HTH, B-HTI

26-17-02A

Repair interval	Nbr installed	Nbr required	Placard
C	1	0	No


- S
- May be inoperative provided that:

 - 1) The FWD, AFT, and BULK cargo compartments are empty or do not contain flammable or combustible materials, and
 - 2) The lavatory smoke detection system is considered inoperative.
Refer to Item 26-17-01 Lavatory Smoke Detection System

Note: Failure of a single SDCU channel is indicated by a MAINTENANCE message on the STATUS SD page .
Refer to Item 26-00-01 SDCU MAINTENANCE Message

Reference(s)

S

 DRAGONAIR A320/A321 MINIMUM EQUIPMENT LIST	MEL ITEMS 26 - FIRE PROTECTION 26-22 - APU Fire Extinguishing
---	---

26-22-01	APU Automatic Fire Extinguishing Control on Ground
-----------------	---

Ident.: MI-26-22-00008491.0001001 / 29 NOV 11

Applicable to: ALL

26-22-01A APU operations on ground monitored

Repair interval	Nbr installed	Nbr required	Placard
C	1	0	No

S

May be inoperative provided that the APU condition is continuously monitored in the cockpit during APU operations on ground .

_____ Reference(s) _____

S

26-22-01B APU deactivated

Repair interval	Nbr installed	Nbr required	Placard
C	1	0	Yes

S

May be inoperative provided that the APU is deactivated.
Refer to Item 49-10-01C Power Plant (APU)

_____ Reference(s) _____

S

26-22-02	APU Fire Extinguisher Overpressure Indication (Red Disc)
-----------------	---

Ident.: MI-26-22-00008492.0001001 / 29 NOV 11

Applicable to: ALL

26-22-02A APU Fire extinguisher bottle pressure switch operative

Repair interval	Nbr installed	Nbr required	Placard
C	1	0	No

S

(m) May be damaged or missing provided that the APU fire extinguisher bottle pressure switch is checked operative before the fist flight of each day.

Continued on the following page

Continued from the previous page

Reference(s)

(m) Refer to AMM 26-22-00-040-007

S

26-22-02B APU deactivated

Repair interval	Nbr installed	Nbr required	Placard
C	1	0	Yes

S

May be inoperative provided that the APU is deactivated.
Refer to Item 49-10-01C Power Plant (APU)

Reference(s)

S

26-22-03	Squib of the APU Fire Extinguisher Bottle
Ident.: MI-26-22-00008493.0001001 / 29 NOV 11	
Applicable to: ALL	

26-22-03A One inoperative

Repair interval	Nbr installed	Nbr required	Placard
C	2	1	No

S


(m) One may be inoperative provided that the remaining squib is checked operative before the fist flight of each day.

Reference(s)

(m) Refer to AMM 26-22-00-040-008

S

Continued on the following page

 DRAGONAIR A320/A321 MINIMUM EQUIPMENT LIST	MEL ITEMS 26 - FIRE PROTECTION 26-22 - APU Fire Extinguishing
---	---

Continued from the previous page

26-22-03B Both inoperative

Repair interval	Nbr installed	Nbr required	Placard
C	2	0	Yes

S

Both may be inoperative provided that the APU is deactivated.
Refer to Item 49-10-01C Power Plant (APU)

_____ Reference(s) _____

S

26-22-04	APU Fire Extinguisher Bottle
-----------------	-------------------------------------

Ident.: MI-26-22-00008494.0001001 / 29 NOV 11

Applicable to: ALL

26-22-04A

Repair interval	Nbr installed	Nbr required	Placard
C	1	0	Yes

S

May be inoperative provided that the APU is deactivated.
Refer to Item 49-10-01C Power Plant (APU)

_____ Reference(s) _____

S

**DRAGONAIR****A320/A321**
MINIMUM EQUIPMENT LIST**MEL ITEMS****26 - FIRE PROTECTION**
26-22 - APU Fire Extinguishing**26-22-05****APU AUTO EXTING TEST pb-sw on the Maintenance Panel**

Ident.: MI-26-22-00008495.0001001 / 22 MAR 10

Applicable to: **ALL****26-22-05A**

Repair interval	Nbr installed	Nbr required	Placard
C	1	0	No

May be inoperative provided that the APU automatic fire extinguishing control on ground is considered inoperative.

Refer to Item 26-22-01 APU Automatic Fire Extinguishing Control on Ground

26-22-06**APU FIRE light on the External Power Panel**

Ident.: MI-26-22-00008496.0001001 / 29 NOV 11

Applicable to: **ALL****26-22-06A APU Automatic fire extinguishing control on ground operative**

Repair interval	Nbr installed	Nbr required	Placard
C	1	0	Yes

[S]

(m) May be inoperative provided that the APU automatic fire extinguishing control on ground is checked operative.

_____ Reference(s) _____


(m) *Refer to AMM 26-22-00-040-010*

[S]**26-22-06B APU Automatic fire extinguishing control on ground considered inoperative**

Repair interval	Nbr installed	Nbr required	Placard
C	1	0	Yes

May be inoperative provided that the APU automatic fire extinguishing control on ground is considered inoperative.

Refer to Item 26-22-01 APU Automatic Fire Extinguishing Control on Ground

 DRAGONAIR A320/A321 MINIMUM EQUIPMENT LIST	MEL ITEMS 26 - FIRE PROTECTION 26-22 - APU Fire Extinguishing
---	---

26-22-07	APU SHUT OFF pb on the External Power Panel
-----------------	--

Ident.: MI-26-22-00008497.0001001 / 29 NOV 11

Applicable to: ALL

26-22-07A APU Automatic fire extinguishing control on ground operative

Repair interval	Nbr installed	Nbr required	Placard
C	1	0	Yes

[S]

(m) May be inoperative provided that the APU automatic fire extinguishing control on ground is checked operative.

_____ Reference(s) _____

(m) *Refer to AMM 26-22-00-040-011*

[S]

26-22-07B APU Automatic fire extinguishing control on ground considered inoperative

Repair interval	Nbr installed	Nbr required	Placard
C	1	0	Yes

May be inoperative provided that the APU automatic fire extinguishing control on ground is considered inoperative.

Refer to Item 26-22-01 APU Automatic Fire Extinguishing Control on Ground



DRAGONAIR

A320/A321

MINIMUM EQUIPMENT LIST

MEL ITEMS

26 - FIRE PROTECTION

26-22 - APU Fire Extinguishing

Intentionally left blank

 DRAGONAIR A320/A321 MINIMUM EQUIPMENT LIST	MEL ITEMS 26 - FIRE PROTECTION 26-23 - Cargo Compartment Fire Extinguishing
---	---

26-23-01	Cargo Agent Bottle
-----------------	---------------------------

Ident.: MI-26-23-00008498.0009001 / 29 NOV 11

Applicable to: B-HSD, B-HSE, B-HSG, B-HSI, B-HSJ, B-HSK, B-HSL, B-HSM, B-HSN, B-HSO, B-HSP, B-HSQ, B-HSR

- Note:
1. Notify CX IOC of any cargo smoke detection system malfunctions.
 2. Notify IOC of any cargo compartment restrictions.

26-23-01A No flammable or combustible materials

Repair interval	Nbr installed	Nbr required	Placard
D	2	0	Yes

[S]

One or both may be inoperative provided that the cargo compartments are empty or do not contain flammable or combustible materials.

_____ Reference(s) _____

[S]

26-23-01B Non ETOPS flight

Repair interval	Nbr installed	Nbr required	Placard
C	2	0	Yes

[S]

One or both may be inoperative provided that ETOPS is not conducted.

_____ Reference(s) _____

[S]

26-23-01D Check of liner integrity

Repair interval	Nbr installed	Nbr required	Placard
C	2	0	Yes

[S]

- (m) One or both may be inoperative provided that the liner integrity in the cargo compartments is checked before each flight.

Continued on the following page

 DRAGONAIR A320/A321 MINIMUM EQUIPMENT LIST	MEL ITEMS 26 - FIRE PROTECTION 26-23 - Cargo Compartment Fire Extinguishing
--	---

Continued from the previous page

Reference(s)

(m) Refer to AMM 25-50-00-200-806

S

26-23-01	Cargo Agent Bottle
Ident.: MI-26-23-00008498.0005001 / 29 NOV 11 Applicable to: B-HTD, B-HTE, B-HTF, B-HTG, B-HTH, B-HTI	

- Note:
1. Notify CX IOC of any cargo smoke detection system malfunctions.
 2. Notify IOC of any cargo compartment restrictions.

26-23-01A No flammable or combustible materials

Repair interval	Nbr installed	Nbr required	Placard
D	1	0	Yes

S

May be inoperative provided that the cargo compartments are empty or do not contain flammable or combustible materials.

Reference(s)

S

26-23-02	Squib of the Cargo Bottle 1
Ident.: MI-26-23-00008499.0006001 / 29 NOV 11 Applicable to: B-HSD, B-HSE, B-HSG, B-HSI, B-HSJ, B-HSK, B-HSL, B-HSM, B-HSN, B-HSO, B-HSP, B-HSQ, B-HSR	

Note: Notify CX IOC of any cargo smoke detection system malfunctions.

Continued on the following page

 DRAGONAIR A320/A321 MINIMUM EQUIPMENT LIST	MEL ITEMS 26 - FIRE PROTECTION 26-23 - Cargo Compartment Fire Extinguishing
---	---

Continued from the previous page

26-23-02A No flammable or combustible materials

Repair interval	Nbr installed	Nbr required	Placard
D	2	0	Yes

[S]

One or both may be inoperative provided that the associated cargo compartment is empty or does not contain flammable or combustible materials.

_____ Reference(s) _____

[S]

26-23-02B Non ETOPS flight

Repair interval	Nbr installed	Nbr required	Placard
C	2	0	Yes

[S]

One or both may be inoperative provided that ETOPS is not conducted.

_____ Reference(s) _____

[S]

26-23-02C Check of liner integrity

Repair interval	Nbr installed	Nbr required	Placard
C	2	0	Yes

[S]

(m) One or both may be inoperative provided that the liner integrity in the associated cargo compartment is checked before each flight.

_____ Reference(s) _____

(m) Refer to AMM 25-50-00-200-806

[S]

 DRAGONAIR A320/A321 MINIMUM EQUIPMENT LIST	MEL ITEMS 26 - FIRE PROTECTION 26-23 - Cargo Compartment Fire Extinguishing
---	---

26-23-02	Squib of the Cargo Bottle 1
-----------------	------------------------------------

Ident.: MI-26-23-00008499.0005001 / 29 NOV 11
Applicable to: B-HTD, B-HTE, B-HTF, B-HTG, B-HTH, B-HTI

Note: Notify CX IOC of any cargo smoke detection system malfunctions.

26-23-02A No flammable or combustible materials

Repair interval	Nbr installed	Nbr required	Placard
D	2	0	Yes

S

One or both may be inoperative provided that the associated cargo compartment is empty or does not contain flammable or combustible materials.

_____ Reference(s) _____

S

26-23-03	Squib of the Cargo Bottle 2
-----------------	------------------------------------

Ident.: MI-26-23-00008500.0007001 / 29 NOV 11
Applicable to: B-HSD, B-HSE, B-HSG, B-HSI, B-HSJ, B-HSK, B-HSL, B-HSM, B-HSN, B-HSO, B-HSP, B-HSQ, B-HSR

Note: Notify CX IOC of any cargo smoke detection system malfunctions.

26-23-03A No flammable or combustible materials

Repair interval	Nbr installed	Nbr required	Placard
D	2	0	Yes


S

One or both may be inoperative provided that the associated cargo compartment is empty or does not contain flammable or combustible materials.

_____ Reference(s) _____

S

Continued on the following page

 <p>DRAGONAIR A320/A321 MINIMUM EQUIPMENT LIST</p>	<p align="center">MEL ITEMS 26 - FIRE PROTECTION 26-23 - Cargo Compartment Fire Extinguishing</p>
--	---

Continued from the previous page

26-23-03B Non ETOPS flight

Repair interval	Nbr installed	Nbr required	Placard
C	2	0	Yes

S

One or both may be inoperative provided that ETOPS is not conducted.

_____ Reference(s) _____

S

26-23-03C Check of liner integrity

Repair interval	Nbr installed	Nbr required	Placard
C	2	0	Yes

S

(m) One or both may be inoperative provided that the liner integrity in the associated cargo compartment is checked before each flight.

_____ Reference(s) _____

(m) *Refer to AMM 25-50-00-200-806*

S



DRAGONAIR

A320/A321


MINIMUM EQUIPMENT LIST

MEL ITEMS

26 - FIRE PROTECTION

26-23 - Cargo Compartment Fire Extinguishing

Intentionally left blank

 DRAGONAIR A320/A321 MINIMUM EQUIPMENT LIST	MEL ITEMS 26 - FIRE PROTECTION 26-24 - Portable Fire Extinguisher
---	---

26-24-01-01	Portable Fire Extinguisher - Cockpit
--------------------	---

Ident.: MI-26-24-00008501.0001001 / 29 NOV 11

Applicable to: ALL

26-24-01-01A

Repair interval	Nbr installed	Nbr required	Placard
-	1	1	No

Must be operative.

26-24-01-02	Portable Fire Extinguisher - Cabin
--------------------	---

Ident.: MI-26-24-20801505.9001001 / 29 NOV 11

Applicable to: B-HSD, B-HSE, B-HSG, B-HSI, B-HSJ, B-HSK, B-HSL, B-HSM, B-HSN, B-HSO, B-HSP

26-24-01-02A

Repair interval	Nbr installed	Nbr required	Placard
C	4	3	No

One may be inoperative.

26-24-01-02	Portable Fire Extinguisher - Cabin
--------------------	---

Ident.: MI-26-24-20801505.9001002 / 29 NOV 11

Applicable to: B-HTD, B-HTE, B-HTF, B-HTG, B-HTH, B-HTI

26-24-01-02A

Repair interval	Nbr installed	Nbr required	Placard
C	8	7	No

One may be inoperative.



DRAGONAIR


A320/A321
MINIMUM EQUIPMENT LIST

MEL ITEMS

26 - FIRE PROTECTION

26-24 - Portable Fire Extinguisher

Intentionally left blank

 DRAGONAIR A320/A321 MINIMUM EQUIPMENT LIST	MEL ITEMS 26 - FIRE PROTECTION 26-25 - Lavatory Fire Extinguishing
---	--

26-25-01	Lavatory Waste Bin Fire Extinguishing System
-----------------	---

Ident.: MI-26-25-00008502.0001001 / 29 NOV 11

Applicable to: ALL

26-25-01A

Repair interval	Nbr installed	Nbr required	Placard
C	–	0	No

(o) One or more may be inoperative.

_____ Reference(s) _____

(o) *Refer to OpsProc 26-25-01A Lavatory Waste Bin Fire Extinguishing System*



DRAGONAIR

A320/A321


MINIMUM EQUIPMENT LIST

MEL ITEMS

26 - FIRE PROTECTION

26-25 - Lavatory Fire Extinguishing

Intentionally left blank

 DRAGONAIR A320/A321 MINIMUM EQUIPMENT LIST	MEL ITEMS 27 - FLIGHT CONTROLS 27-00 - MAINTENANCE Messages on the STATUS SD page
---	---

27-00-01	F/CTL <u>MAINTENANCE</u> Message
-----------------	---

Ident.: MI-27-00-00008295.0001001 / 29 NOV 11

Applicable to: ALL

27-00-01A

Repair interval	Nbr installed	Nbr required	Placard
C	–	–	No

S

F/CTL MAINTENANCE message may be displayed on the STATUS SD page.

_____ Reference(s) _____

S

27-00-02	SFCS <u>MAINTENANCE</u> Message
-----------------	--

Ident.: MI-27-00-00008296.0001001 / 29 NOV 11

Applicable to: ALL

27-00-02A

Repair interval	Nbr installed	Nbr required	Placard
C	–	–	No

S

SFCS MAINTENANCE message may be displayed on the STATUS SD page.

_____ Reference(s) _____

S



DRAGONAIR


A320/A321
MINIMUM EQUIPMENT LIST

MEL ITEMS

27 - FLIGHT CONTROLS

27-00 - MAINTENANCE Messages on the STATUS SD page

Intentionally left blank

 DRAGONAIR A320/A321 MINIMUM EQUIPMENT LIST	MEL ITEMS 27 - FLIGHT CONTROLS 27-01 - Overhead Panels 27-01-01 - FLT CTL Overhead Panel
---	---

27-01-01-01	ELAC pb-sw FAULT light
--------------------	-------------------------------

Ident.: MI-27-01-01-00008297.0001001 / 22 MAR 10

Applicable to: ALL

27-01-01-01A

Repair interval	Nbr installed	Nbr required	Placard
C	2	1	Yes

One may be inoperative.

27-01-01-02	ELAC pb-sw OFF light
--------------------	-----------------------------

Ident.: MI-27-01-01-00008298.0001001 / 22 MAR 10

Applicable to: ALL

27-01-01-02A

Repair interval	Nbr installed	Nbr required	Placard
C	2	0	Yes

One or both may be inoperative.

27-01-01-03	SEC pb-sw FAULT light
--------------------	------------------------------


Ident.: MI-27-01-01-00008300.0001001 / 22 MAR 10

Applicable to: ALL

27-01-01-03A

Repair interval	Nbr installed	Nbr required	Placard
C	3	2	Yes

One may be inoperative.

 DRAGONAIR A320/A321 MINIMUM EQUIPMENT LIST	MEL ITEMS 27 - FLIGHT CONTROLS 27-01 - Overhead Panels 27-01-01 - FLT CTL Overhead Panel
--	---

27-01-01-04	SEC pb-sw OFF light
--------------------	----------------------------


Ident.: MI-27-01-01-00008301.0001001 / 22 MAR 10

Applicable to: ALL

27-01-01-04A

Repair interval	Nbr installed	Nbr required	Placard
C	3	0	Yes

One or more may be inoperative.

 DRAGONAIR A320/A321 MINIMUM EQUIPMENT LIST	MEL ITEMS 27 - FLIGHT CONTROLS 27-07 - Indications on SD pages
---	--

27-07-01	Aileron Actuator Indication on the <u>F/CTL</u> SD page
-----------------	--

Ident.: MI-27-07-00008397.0001001 / 29 NOV 11

Applicable to: ALL

27-07-01A

Repair interval	Nbr installed	Nbr required	Placard
C	4	0	No

One or more may be inoperative.

27-07-02	Aileron Position Indication on the <u>F/CTL</u> SD page
-----------------	--

Ident.: MI-27-07-00008398.0001001 / 29 NOV 11

Applicable to: ALL

27-07-02A

Repair interval	Nbr installed	Nbr required	Placard
C	2	0	No

[S]

- (o) One or more may be inoperative provided that the deflection of the affected aileron through each servo-control is visually checked before each flight.

_____ Reference(s) _____

- (o) Refer to OpsProc 27-07-02A Aileron Position Indication on the F/CTL SD page

[S]

27-07-03	Elevator Actuator Indication on the <u>F/CTL</u> SD page
-----------------	---

Ident.: MI-27-07-00008399.0001001 / 29 NOV 11

Applicable to: ALL

27-07-03A

Repair interval	Nbr installed	Nbr required	Placard
C	4	0	No

One or more may be inoperative.



DRAGONAIR

A320/A321
MINIMUM EQUIPMENT LIST

MEL ITEMS

27 - FLIGHT CONTROLS

27-07 - Indications on SD pages

27-07-04

Elevator Position Indication on the F/CTL SD page

Ident.: MI-27-07-00008400.0001001 / 29 NOV 11

Applicable to: **ALL**

27-07-04A

Repair interval	Nbr installed	Nbr required	Placard
C	2	0	No

S

- (o) One or both may be inoperative provided that the deflection of the affected elevator is visually checked before each flight.

_____ Reference(s) _____

- (o) *Refer to OpsProc 27-07-04A Elevator Position Indication on the F/CTL SD page*

S

27-07-05

Pitch Trim Position Indication on the F/CTL SD page

Ident.: MI-27-07-00008401.0001001 / 29 NOV 11

Applicable to: **ALL**

27-07-05A

Repair interval	Nbr installed	Nbr required	Placard
C	1	0	No


S

- (o) May be inoperative provided that the pitch trim handwheel and the stabilizer are visually checked to synchronously operate before each flight.

_____ Reference(s) _____

- (o) *Refer to OpsProc 27-07-05A Pitch Trim Position Indication on the F/CTL SD page*

S

 DRAGONAIR A320/A321 MINIMUM EQUIPMENT LIST	MEL ITEMS 27 - FLIGHT CONTROLS 27-07 - Indications on SD pages
---	--

27-07-06	Rudder Position Indication on the <u>F/CTL</u> SD page
-----------------	---

Ident.: MI-27-07-00008402.0001001 / 29 NOV 11

Applicable to: ALL

27-07-06A

Repair interval	Nbr installed	Nbr required	Placard
B	1	0	No

[S]

- (o) May be inoperative provided that the deflection of the rudder is visually checked before each flight.

_____ Reference(s) _____

- (o) Refer to OpsProc 27-07-06A Rudder Position Indication on the F/CTL SD page

[S]

27-07-07	Rudder Trim Position Indication on the <u>F/CTL</u> SD page
-----------------	--

Ident.: MI-27-07-00008403.0001001 / 29 NOV 11

Applicable to: ALL

27-07-07A Rudder trim position indication operative on the center pedestal

Repair interval	Nbr installed	Nbr required	Placard
C	1	0	Yes

May be inoperative provided that the rudder trim position indication is operative on the center pedestal .

27-07-07B Rudder position checked at zero

Repair interval	Nbr installed	Nbr required	Placard
C	1	0	Yes

May be inoperative provided that the rudder position is checked at zero on the F/CTL SD page before takeoff.

**DRAGONAIR****A320/A321**
MINIMUM EQUIPMENT LIST**MEL ITEMS****27 - FLIGHT CONTROLS**

27-07 - Indications on SD pages

27-07-08**Rudder Travel Limiter Position Indication on the F/CTL SD page**

Ident.: MI-27-07-00008405.0003001 / 29 NOV 11

Applicable to: B-HSL, B-HSM, B-HSN, B-HSO, B-HSP, B-HSQ, B-HSR

27-07-08A

Repair interval	Nbr installed	Nbr required	Placard
D	1	0	No

May be inoperative.

27-07-09**ELAC Indication on the F/CTL SD page**

Ident.: MI-27-07-00008407.0001001 / 22 MAR 10

Applicable to: ALL

27-07-09A

Repair interval	Nbr installed	Nbr required	Placard
C	2	0	No

One or both may be inoperative.

27-07-10**SEC Indication on the F/CTL SD page**


Ident.: MI-27-07-00008410.0001001 / 22 MAR 10

Applicable to: ALL

27-07-10A

Repair interval	Nbr installed	Nbr required	Placard
C	3	0	No

One or more may be inoperative.

 DRAGONAIR A320/A321 MINIMUM EQUIPMENT LIST	MEL ITEMS 27 - FLIGHT CONTROLS 27-07 - Indications on SD pages
---	--

27-07-11	Spoilers/Speedbrakes Indication on the <u>F/CTL</u> SD page
-----------------	--

Ident.: MI-27-07-00008412.0001001 / 29 NOV 11

Applicable to: ALL

27-07-11A

Repair interval	Nbr installed	Nbr required	Placard
C	10	0	No

S

- (o) One or more may be inoperative provided that the deflection of the affected surface is visually checked before each flight.

_____ Reference(s) _____

- (o) Refer to OpsProc 27-07-11A Spoilers/Speedbrakes Indication on the F/CTL SD page

S

27-07-12	Spoilers/Speedbrakes Indication on the <u>WHEEL</u> SD page
-----------------	--

Ident.: MI-27-07-00008414.0001001 / 29 NOV 11

Applicable to: ALL

27-07-12A

Repair interval	Nbr installed	Nbr required	Placard
C	10	0	No

S

- (o) One or more may be inoperative provided that the deflection of the affected surface is visually checked before each flight.

_____ Reference(s) _____

- (o) Refer to OpsProc 27-07-12A Spoilers/Speedbrakes Indication on the WHEEL SD page

S



DRAGONAIR

A320/A321


MINIMUM EQUIPMENT LIST

MEL ITEMS

27 - FLIGHT CONTROLS

27-07 - Indications on SD pages

Intentionally left blank

 DRAGONAIR A320/A321 MINIMUM EQUIPMENT LIST	MEL ITEMS 27 - FLIGHT CONTROLS 27-08 - Indications on the EWD
---	---

27-08-01	Flap Position Indication on the EWD
-----------------	--

Ident.: MI-27-08-00008417.0001001 / 22 MAR 10

Applicable to: ALL

27-08-01A

Repair interval	Nbr installed	Nbr required	Placard
-	1	1	No

Must be operative.

27-08-02	Slat Position Indication on the EWD
-----------------	--

Ident.: MI-27-08-00008418.0001001 / 22 MAR 10

Applicable to: ALL

27-08-02A

Repair interval	Nbr installed	Nbr required	Placard
-	1	1	No

Must be operative.



DRAGONAIR

A320/A321

MINIMUM EQUIPMENT LIST

MEL ITEMS

27 - FLIGHT CONTROLS

27-08 - Indications on the EWD

Intentionally left blank

 DRAGONAIR A320/A321 MINIMUM EQUIPMENT LIST	MEL ITEMS 27 - FLIGHT CONTROLS 27-14 - Aileron and Hydraulic Actuation
---	--

27-14-01	Left Aileron Blue Servo-Control (Controlled by ELAC 1)
-----------------	---

Ident.: MI-27-14-00008312.0002001 / 29 NOV 11
Applicable to: ALL

27-14-01A

Repair interval	Nbr installed	Nbr required	Placard
C	1	0	No

A S

- (o) (m)** May be inoperative provided that:
- 1) It is electrically disconnected, and
 - 2) It remains mechanically connected and hydraulically supplied (damping function is not affected), and
 - 3) The left aileron green servo-control (controlled by ELAC 2) is operative, and
 - 4) The right aileron blue servo-control (controlled by ELAC 2) is operative, and
 - 5) All roll spoilers are operative, and
 - 6) The TR 1 and TR 2 are operative, and
 - 7) The DC TIE contactor 1PC1 is checked closed.

_____ Reference(s) _____

- (o)** Refer to *OpsProc 27-14-01A Left Aileron Blue Servo-Control (Controlled by ELAC 1)*
- (m)** Refer to *AMM 27-14-00-040-001*

A S

**DRAGONAIR****A320/A321**
MINIMUM EQUIPMENT LIST**MEL ITEMS****27 - FLIGHT CONTROLS**

27-14 - Aileron and Hydraulic Actuation

27-14-02**Left Aileron Green Servo-Control (Controlled by ELAC 2)**

Ident.: MI-27-14-00008314.0002001 / 29 NOV 11

Applicable to: **ALL****27-14-02A**

Repair interval	Nbr installed	Nbr required	Placard
C	1	0	No

A **S****(m)** May be inoperative provided that:

- 1) It is electrically disconnected, and
- 2) It remains mechanically connected and hydraulically supplied (damping function is not affected), and
- 3) All roll spoilers are operative.

_____ Reference(s) _____

(m) Refer to AMM 27-14-00-040-001**A****S****27-14-03****Right Aileron Green Servo-Control (Controlled by ELAC 1)**

Ident.: MI-27-14-00008316.0002001 / 29 NOV 11


Applicable to: **ALL****27-14-03A**

Repair interval	Nbr installed	Nbr required	Placard
C	1	0	No

A **S****(o)(m)** May be inoperative provided that:

- 1) It is electrically disconnected, and
- 2) It remains mechanically connected and hydraulically supplied (damping function is not affected), and
- 3) The right aileron blue servo-control (controlled by ELAC 2) is operative, and
- 4) The left aileron green servo-control (controlled by ELAC 2) is operative, and
- 5) All roll spoilers are operative, and
- 6) The TR 1 and TR 2 are operative, and
- 7) The DC TIE contactor 1PC1 is checked closed.

Continued on the following page

 DRAGONAIR A320/A321 MINIMUM EQUIPMENT LIST	MEL ITEMS 27 - FLIGHT CONTROLS 27-14 - Aileron and Hydraulic Actuation
---	--

Continued from the previous page

_____ Reference(s) _____

- (o) Refer to OpsProc 27-14-03A Right Aileron Green Servo-Control (Controlled by ELAC 1)
- (m) Refer to AMM 27-14-00-040-001

A

S

27-14-04	Right Aileron Blue Servo-Control (Controlled by ELAC 2)
-----------------	--

Ident.: MI-27-14-00008318.0002001 / 29 NOV 11

Applicable to: ALL

27-14-04A

Repair interval	Nbr installed	Nbr required	Placard
C	1	0	No

A

S

- (m) May be inoperative provided that:
 - 1) It is electrically disconnected, and
 - 2) It remains mechanically connected and hydraulically supplied (damping function is not affected), and
 - 3) All roll spoilers are operative.

_____ Reference(s) _____

- (m) Refer to AMM 27-14-00-040-001

A

S



DRAGONAIR

A320/A321


MINIMUM EQUIPMENT LIST

MEL ITEMS

27 - FLIGHT CONTROLS

27-14 - Aileron and Hydraulic Actuation

Intentionally left blank

 DRAGONAIR A320/A321 MINIMUM EQUIPMENT LIST	MEL ITEMS 27 - FLIGHT CONTROLS 27-21 - Rudder Mechanical Control
---	--

27-21-01	Rudder Pedal Adjustment System
-----------------	---------------------------------------

Ident.: MI-27-21-00008322.0001001 / 29 NOV 11
Applicable to: ALL

27-21-01A

Repair interval	Nbr installed	Nbr required	Placard
C	2	0	No

- (o) One or both may be inoperative provided that:
 - 1) The rudder pedals can be secured in a position which meets individual pilot requirements, and
 - 2) The full and unrestricted movement of the rudder pedals and brake pedals deflection is possible at both pilot stations.

_____ Reference(s) _____

- (o) *Refer to OpsProc 27-21-01A Rudder Pedal Adjustment System*



DRAGONAIR

A320/A321


MINIMUM EQUIPMENT LIST

MEL ITEMS

27 - FLIGHT CONTROLS

27-21 - Rudder Mechanical Control

Intentionally left blank

 DRAGONAIR A320/A321 MINIMUM EQUIPMENT LIST	MEL ITEMS 27 - FLIGHT CONTROLS 27-22 - Rudder Trim Actuation
---	--

27-22-01	Rudder Trim System
-----------------	---------------------------

Ident.: MI-27-22-00008324.0001001 / 29 NOV 11

Applicable to: ALL

27-22-01A Rudder trim system 1 inoperative

Repair interval	Nbr installed	Nbr required	Placard
C	2	1	No

L **P**

- (o) Rudder Trim System 1 may be inoperative provided that ETOPS is not conducted.

_____ Reference(s) _____

- (o) *Refer to OpsProc 27-22-01A Rudder Trim System*

L

P

27-22-01B Rudder trim system 2 inoperative

Repair interval	Nbr installed	Nbr required	Placard
C	2	1	No

L **P**

- (o) Rudder Trim System 2 may be inoperative.

_____ Reference(s) _____

- (o) *Refer to OpsProc 27-22-01B Rudder Trim System*

L

P

 DRAGONAIR A320/A321 MINIMUM EQUIPMENT LIST	MEL ITEMS 27 - FLIGHT CONTROLS 27-22 - Rudder Trim Actuation
--	--

27-22-02	Manual Rudder Trim Reset Function
-----------------	--

Ident.: MI-27-22-00008326.0001001 / 22 MAR 10

Applicable to: ALL

27-22-02A

Repair interval	Nbr installed	Nbr required	Placard
C	1	0	Yes

May be inoperative provided that one rudder trim position indication is operative.

27-22-03	Rudder Trim Position Indication on the Center Pedestal
-----------------	---

Ident.: MI-27-22-00008328.0001001 / 29 NOV 11

Applicable to: ALL

27-22-03A


Repair interval	Nbr installed	Nbr required	Placard
C	1	0	Yes

S

May be inoperative.

Reference(s)

S

 <p>DRAGONAIR A320/A321 MINIMUM EQUIPMENT LIST</p>	<p>MEL ITEMS 27 - FLIGHT CONTROLS 27-23 - Artificial feel and rudder travel limiting actuation</p>
--	--

27-23-01	Rudder Travel Limiter System (Including Rudder and Pedals Travel Limiter Units)
-----------------	--

Ident.: MI-27-23-00008330.0001001 / 29 NOV 11

Applicable to: ALL

27-23-01A

Repair interval	Nbr installed	Nbr required	Placard
C	2	1	No

One may be inoperative.



DRAGONAIR

A320/A321


MINIMUM EQUIPMENT LIST

MEL ITEMS

27 - FLIGHT CONTROLS

27-23 - Artificial feel and rudder travel limiting actuation

Intentionally left blank

 DRAGONAIR A320/A321 MINIMUM EQUIPMENT LIST	MEL ITEMS 27 - FLIGHT CONTROLS 27-34 - Elevator and Hydraulic Actuation
---	---

27-34-01	Elevator Servo-Control
-----------------	-------------------------------

Ident.: MI-27-34-00008332.0001001 / 22 MAR 10

Applicable to: ALL

27-34-01A

Repair interval	Nbr installed	Nbr required	Placard
–	4	4	No

All must be operative.

27-34-02	Elevator Servo-Control Position Transducer
-----------------	---

Ident.: MI-27-34-00008334.0001001 / 29 NOV 11

Applicable to: ALL

27-34-02A

Repair interval	Nbr installed	Nbr required	Placard
C	–	4	No

S

(m) One transducer per servo-control must be operative.

_____ Reference(s) _____

(m) Refer to AMM 27-34-00-040-001

S



DRAGONAIR

A320/A321

MINIMUM EQUIPMENT LIST

MEL ITEMS

27 - FLIGHT CONTROLS

27-34 - Elevator and Hydraulic Actuation

Intentionally left blank

 DRAGONAIR A320/A321 MINIMUM EQUIPMENT LIST	MEL ITEMS 27 - FLIGHT CONTROLS 27-40 - Trimmable Horizontal Stabilizer (THS)
---	--

27-40-01	Stabilizer Mechanical Control
-----------------	--------------------------------------

Ident.: MI-27-40-00008336.0001001 / 22 MAR 10
Applicable to: ALL

27-40-01A

Repair interval	Nbr installed	Nbr required	Placard
–	1	1	No

Must be operative.

27-40-02	Stabilizer Actuator Electric Motor
-----------------	---

Ident.: MI-27-40-00008338.0001001 / 29 NOV 11
Applicable to: ALL

27-40-02A Electric motor 3 inoperative

Repair interval	Nbr installed	Nbr required	Placard
C	3	2	No

The stabilizer actuator electric motor 3 may be inoperative.

27-40-02B Electric motor 2 inoperative

Repair interval	Nbr installed	Nbr required	Placard
C	3	2	No

L **P**

- (o) The stabilizer actuator electric motor 2 may be inoperative provided that:
 - 1) ETOPS is not conducted, and
 - 2) ELAC 1 pitch channel is considered inoperative.
Refer to Item 27-93-01 ELAC 1

_____ Reference(s) _____

- (o) Refer to OpsProc 27-40-02B Stabilizer Actuator Electric Motor

L
P



DRAGONAIR

A320/A321


MINIMUM EQUIPMENT LIST

MEL ITEMS

27 - FLIGHT CONTROLS

27-40 - Trimmable Horizontal Stabilizer (THS)

Intentionally left blank

 DRAGONAIR A320/A321 MINIMUM EQUIPMENT LIST	MEL ITEMS 27 - FLIGHT CONTROLS 27-51 - Flaps Electrical Control and Monitoring
--	--

27-51-01	SFCC Flap Channel
-----------------	--------------------------

Ident.: MI-27-51-00008340.0001001 / 29 NOV 11

Applicable to: ALL

27-51-01A

Repair interval	Nbr installed	Nbr required	Placard
C	2	1	Yes

S **A**

(o) (m) Only SFCC 2 flap channel may be inoperative provided that:

- 1) It is deactivated, and
- 2) The slats and flaps are checked operative on SFCC 1, and
- 3) The SFCC 1 flap WTB is checked operative before each flight, and
- 4) All ELAC s, SEC s, LGCIU s, RA s, FAC s and ADIRS are operative, and
- 5) The minimum idle on ground is considered inoperative.

Refer to Item 73-20-05 Minimum Idle on Ground

_____ Reference(s) _____

(o) *Refer to OpsProc 27-51-01A SFCC Flap Channel*

(m) *Refer to AMM 27-51-00-040-001*

S
A

27-51-02	SFCC Slat Channel
-----------------	--------------------------

Ident.: MI-27-51-00008341.0001001 / 29 NOV 11

Applicable to: ALL

27-51-02A


Repair interval	Nbr installed	Nbr required	Placard
C	2	1	Yes

P **A**

(o) (m) Only SFCC 2 slat channel may be inoperative provided that:

- 1) It is deactivated, and
- 2) The slats and flaps are checked operative on SFCC 1, and
- 3) The SFCC 1 slat WTB is checked operative before each flight, and
- 4) All ELAC s, SEC s, LGCIU s, RA s, FAC s and ADIRS are operative, and
- 5) Takeoff is not performed in CONF 1+F.

Continued on the following page

 DRAGONAIR A320/A321 MINIMUM EQUIPMENT LIST	MEL ITEMS 27 - FLIGHT CONTROLS 27-51 - Flaps Electrical Control and Monitoring
--	--

Continued from the previous page

Reference(s)

- (o) Refer to OpsProc 27-51-02A SFCC Slat Channel
- (m) Refer to AMM 27-51-00-040-005

P

A

27-51-03	Flap Wing Tip Brakes Solenoid
----------	-------------------------------

Ident.: MI-27-51-00009138.0001001 / 29 NOV 11

Applicable to: ALL

27-51-03A

Repair interval	Nbr installed	Nbr required	Placard
C	4	2	No

A

S


- (m) One or two solenoids associated with the SFCC 2 may be inoperative provided that the SFCC 1 flap WTB is checked operative before each flight.

Reference(s)

- (m) Refer to AMM 27-51-00-040-004

A

S

 DRAGONAIR A320/A321 MINIMUM EQUIPMENT LIST	MEL ITEMS 27 - FLIGHT CONTROLS 27-54 - Flaps Hydraulic Actuation and Power Transmission
---	---

27-54-01	Flap Hydraulic Motor
-----------------	-----------------------------

Ident.: MI-27-54-00008344.0001001 / 29 NOV 11

Applicable to: ALL

27-54-01A Green motor inoperative

Repair interval	Nbr installed	Nbr required	Placard
C	2	1	Yes

S

Green motor may be inoperative.

_____ Reference(s) _____

S

27-54-01B Yellow motor inoperative

Repair interval	Nbr installed	Nbr required	Placard
C	2	1	Yes

S

Yellow motor may be inoperative provided that the blue slat motor is operative.

_____ Reference(s) _____

S

27-54-02	Flap PCU Valve Block
-----------------	-----------------------------

Ident.: MI-27-54-00008345.0001001 / 15 SEP 10

Applicable to: ALL

27-54-02A

Repair interval	Nbr installed	Nbr required	Placard
C	2	1	No

The valve block associated with SFCC 2 may be inoperative provided that the SFCC 2 flap channel is considered inoperative.

Refer to Item 27-51-01 SFCC Flap Channel



DRAGONAIR

A320/A321
MINIMUM EQUIPMENT LIST

MEL ITEMS

27 - FLIGHT CONTROLS

27-54 - Flaps Hydraulic Actuation and Power Transmission

27-54-03

Flap Pressure-Off Brake


Ident.: MI-27-54-00008347.0001001 / 22 MAR 10

Applicable to: ALL

27-54-03A

Repair interval	Nbr installed	Nbr required	Placard
-	2	2	No

Both must be operative.

 DRAGONAIR A320/A321 MINIMUM EQUIPMENT LIST	MEL ITEMS 27 - FLIGHT CONTROLS 27-64 - Spoiler Hydraulic Actuation
---	--

27-64-01	Spoiler 5
-----------------	------------------

Ident.: MI-27-64-00008349.0002001 / 29 NOV 11

Applicable to: ALL

27-64-01A

Repair interval	Nbr installed	Nbr required	Placard
C	2	0	No

[S]

(o) (m) The pair of spoilers 5 may be inoperative provided that:

- 1) The affected spoiler is deactivated in the retracted position, and
- 2) The pairs of spoilers 1, 2, 3, and 4 are operative.

_____ Reference(s) _____

(o) *Refer to OpsProc 27-64-01A Spoiler 5*

(m) *Refer to AMM 27-64-00-040-001*

[S]

27-64-02	Spoiler 1 or 3
-----------------	-----------------------

Ident.: MI-27-64-00008351.0001001 / 29 NOV 11

Applicable to: ALL

27-64-02A

Repair interval	Nbr installed	Nbr required	Placard
C	4	2	No

[P]

(o) (m) One pair of spoilers 1 or 3 may be inoperative provided that:

- 1) The affected spoiler is deactivated in the retracted position, and
- 2) The pairs of spoilers 2, 4, and 5 are operative, and
- 3) Performance penalties are applied, see Operational Procedure.

_____ Reference(s) _____

(o) *Refer to OpsProc 27-64-02A Spoiler 1 or 3*

(m) *Refer to AMM 27-64-00-040-001*

[P]

 DRAGONAIR A320/A321 MINIMUM EQUIPMENT LIST	MEL ITEMS 27 - FLIGHT CONTROLS 27-64 - Spoiler Hydraulic Actuation
---	--

27-64-03	Spoiler 2 or 4
-----------------	-----------------------

Ident.: MI-27-64-00008354.0002001 / 29 NOV 11

Applicable to: ALL

27-64-03A

Repair interval	Nbr installed	Nbr required	Placard
C	4	2	No

P

- (o) (m) One pair of spoilers 2 or 4 may be inoperative in the retracted position provided that:
- 1) The affected spoiler is deactivated in the retracted position, and
 - 2) The pairs of spoilers 1, 3, and 5 are operative, and
 - 3) The SFCC 2 flap channel is operative, and
 - 4) Performance penalties are applied, see Operational Procedure.

Reference(s)

- (o) Refer to OpsProc 27-64-03A Spoiler 2 or 4
- (m) Refer to AMM 27-64-00-040-001

P

27-64-04	Spoilers 1 and 2
-----------------	-------------------------

Ident.: MI-27-64-00008357.0001001 / 29 NOV 11

Applicable to: ALL


27-64-04A

Repair interval	Nbr installed	Nbr required	Placard
C	4	0	No

P

- (o) (m) The pairs of spoilers 1 and 2 may be inoperative in the retracted position provided that:
- 1) The affected spoilers are deactivated in the retracted position, and
 - 2) The pairs of spoilers 3, 4, and 5 are operative, and
 - 3) The SFCC 2 flap channel is operative, and
 - 4) Performance penalties are applied, see Operational Procedure.

Continued on the following page

 DRAGONAIR A320/A321 MINIMUM EQUIPMENT LIST	MEL ITEMS 27 - FLIGHT CONTROLS 27-64 - Spoiler Hydraulic Actuation
---	--

Continued from the previous page

_____ Reference(s) _____

- (o) Refer to OpsProc 27-64-04A Spoilers 1 and 2
- (m) Refer to AMM 27-64-00-040-001

P

27-64-05	Spoilers 3 and 4
-----------------	-------------------------

Ident.: MI-27-64-00008359.0002001 / 29 NOV 11

Applicable to: ALL

27-64-05A

Repair interval	Nbr installed	Nbr required	Placard
C	4	0	No

P

- (o)(m) The pairs of spoilers 3 and 4 may be inoperative in the retracted position provided that:
 - 1) The affected spoilers are deactivated in the retracted position, and
 - 2) The pairs of spoilers 1, 2, and 5 are operative, and
 - 3) The TR 1 and TR 2 are operative, and
 - 4) The DC TIE contactor 1PC1 is checked closed, and
 - 5) The SFCC 2 flap channel is operative, and
 - 6) Performance penalties are applied, see Operational Procedure.

Refer to Item 27-64-01 Spoiler 5 , and
Refer to Item 27-64-02 Spoiler 1 or 3 , and
Refer to Item 27-64-03 Spoiler 2 or 4 , and
Refer to Item 27-64-04 Spoilers 1 and 2 .

_____ Reference(s) _____

- (o) Refer to OpsProc 27-64-05A Spoilers 3 and 4
- (m) Refer to AMM 27-64-00-040-001

P



DRAGONAIR

A320/A321


MINIMUM EQUIPMENT LIST

MEL ITEMS

27 - FLIGHT CONTROLS

27-64 - Spoiler Hydraulic Actuation

Intentionally left blank

 <p>DRAGONAIR A320/A321 MINIMUM EQUIPMENT LIST</p>	<p>MEL ITEMS 27 - FLIGHT CONTROLS 27-81 - Slats Electrical Control and Monitoring</p>
--	---

27-81-01	Slat Wing Tip Brakes Solenoids
----------	--------------------------------

Ident.: MI-27-81-00008366.0001001 / 29 NOV 11

Applicable to: ALL

27-81-01A

Repair interval	Nbr installed	Nbr required	Placard
C	4	2	No

A S

(m) One or two solenoids associated with the SFCC 2 may be inoperative provided that the SFCC 1 WTB is checked operative before each flight.

Reference(s)

(m) Refer to AMM 27-81-00-040-001

A
S



DRAGONAIR

A320/A321


MINIMUM EQUIPMENT LIST

MEL ITEMS

27 - FLIGHT CONTROLS

27-81 - Slats Electrical Control and Monitoring

Intentionally left blank

 DRAGONAIR A320/A321 MINIMUM EQUIPMENT LIST	MEL ITEMS 27 - FLIGHT CONTROLS 27-84 - Slats Hydraulic Actuation and Power Transmission
---	---

27-84-01	Slats Hydraulic Motor
-----------------	------------------------------

Ident.: MI-27-84-00008368.0001001 / 22 MAR 10

Applicable to: ALL

27-84-01A

Repair interval	Nbr installed	Nbr required	Placard
C	2	1	No

One may be inoperative.

27-84-02	Slat PCU Valve Block
-----------------	-----------------------------

Ident.: MI-27-84-00008371.0001001 / 22 MAR 10

Applicable to: ALL

27-84-02A

Repair interval	Nbr installed	Nbr required	Placard
C	2	1	No

The valve block associated with SFCC 2 may be inoperative provided that the SFCC 2 slat channel is considered inoperative.

Refer to Item 27-51-02 SFCC Slat Channel

27-84-03	Slat Pressure-Off Brake
-----------------	--------------------------------

Ident.: MI-27-84-00008373.0001001 / 22 MAR 10

Applicable to: ALL

27-84-03A

Repair interval	Nbr installed	Nbr required	Placard
–	2	2	No

Both must be operative.



DRAGONAIR

A320/A321


MINIMUM EQUIPMENT LIST

MEL ITEMS

27 - FLIGHT CONTROLS

27-84 - Slats Hydraulic Actuation and Power Transmission

Intentionally left blank

 DRAGONAIR A320/A321 MINIMUM EQUIPMENT LIST	MEL ITEMS 27 - FLIGHT CONTROLS 27-92 - Electrical Flight Control System (EFCS) Control Inputs and Power Supply
---	---

27-92-01	Speedbrake Control System
-----------------	----------------------------------

Ident.: MI-27-92-00008375.0001001 / 29 NOV 11

Applicable to: ALL

27-92-01A Speedbrake control system inoperative

Repair interval	Nbr installed	Nbr required	Placard
C	1	0	Yes

P

- (o) Speedbrake control system may be inoperative provided that the performance penalties associated with the ground spoiler control system inoperative are applied.

_____ Reference(s) _____

- (o) *Refer to OpsProc 27-92-01A Speedbrake Control System (speedbrake control system inoperative)*

P

27-92-01B Speedbrake 2 or speedbrakes 3 and 4 inoperative

Repair interval	Nbr installed	Nbr required	Placard
C	1	1	No

P

- (o) Speedbrake 2 or speedbrakes 3 and 4 may be inoperative provided that the performance penalties associated with one or two pairs of spoilers inoperative are applied.

_____ Reference(s) _____

- (o) *Refer to OpsProc 27-92-01B Speedbrake Control System (speedbrake 2 or speedbrakes 3 and 4 inoperative)*

P



DRAGONAIR

A320/A321
MINIMUM EQUIPMENT LIST

MEL ITEMS

27 - FLIGHT CONTROLS

27-92 - Electrical Flight Control System
(EFCS) Control Inputs and Power Supply

27-92-02

Ground Spoiler Control System

Ident.: MI-27-92-00008377.0001001 / 29 NOV 11

Applicable to: ALL

27-92-02A Ground spoiler control system inoperative

Repair interval	Nbr installed	Nbr required	Placard
C	1	0	Yes

P L

- (o) May be inoperative provided that:
- 1) Takeoff and landing performance penalties are applied, and
 - 2) Autobrake function lost
Refer to Item 32-42-05 AUTO/BRK Function

_____ Reference(s) _____

- (o) *Refer to OpsProc 27-92-02A Ground Spoiler Control System (ground spoiler control system inoperative)*

P
L

27-92-02B Spoilers 5 inoperative

Repair interval	Nbr installed	Nbr required	Placard
C	1	1	No

- (o) The pair of spoilers 5 may be inoperative.

_____ Reference(s) _____

- (o) *Refer to OpsProc 27-92-02B Ground Spoiler Control System (pair of spoilers 5 inoperative)*


27-92-02C Spoilers 1 and 2, or spoilers 3 and 4 inoperative

Repair interval	Nbr installed	Nbr required	Placard
C	1	1	No

P

- (o) The pairs of spoilers 1 and 2 or the pairs of spoilers 3 and 4 may be inoperative provided that the Flight Manual performance penalties are applied.

Continued on the following page

 DRAGONAIR A320/A321 MINIMUM EQUIPMENT LIST	MEL ITEMS 27 - FLIGHT CONTROLS 27-92 - Electrical Flight Control System (EFCS) Control Inputs and Power Supply
---	---

Continued from the previous page

_____ Reference(s) _____

- (o) Refer to OpsProc 27-92-02C Ground Spoiler Control System (pairs of spoilers 1 and 2 or pairs of spoilers 3 and 4 inoperative)

P

27-92-03	SIDESTICK PRIORITY light
-----------------	---------------------------------

Ident.: MI-27-92-00008380.0001001 / 29 NOV 11

Applicable to: ALL

27-92-03A

Repair interval	Nbr installed	Nbr required	Placard
—	4	4	No

All must be operative.

27-92-04	Sidestick Dual Input Visual Warnings
-----------------	---

Ident.: MI-27-92-00008382.0001001 / 29 NOV 11

Applicable to: ALL

27-92-04A

Repair interval	Nbr installed	Nbr required	Placard
D	2	0	No

One or both may be inoperative.

27-92-05	Sidestick Dual Input Aural Warning
-----------------	---

Ident.: MI-27-92-00008384.0001001 / 29 NOV 11

Applicable to: ALL

27-92-05A

Repair interval	Nbr installed	Nbr required	Placard
D	1	0	No

May be inoperative.



DRAGONAIR

A320/A321


MINIMUM EQUIPMENT LIST

MEL ITEMS

27 - FLIGHT CONTROLS

27-92 - Electrical Flight Control System
(EFCS) Control Inputs and Power Supply

Intentionally left blank

 <p>DRAGONAIR A320/A321 MINIMUM EQUIPMENT LIST</p>	<p>MEL ITEMS 27 - FLIGHT CONTROLS 27-93 - ELAC System (Elevator Aileron Computer)</p>
--	---

27-93-01	ELAC 1
-----------------	---------------

Ident.: MI-27-93-00008385.0008001 / 29 NOV 11
Applicable to: ALL

27-93-01A

Repair interval	Nbr installed	Nbr required	Placard
C	1	0	Yes

L **P** **A**

- (o)(m) ELAC 1 or any ELAC 1 function may be inoperative provided that:
- 1) ETOPS is not conducted, and
 - 2) Both accelerometers associated with the ELAC 2 are checked operative before each flight, and
 - 3) All sidesticks transducers associated with the ELAC 2 and the three SEC s are checked operative before each flight, and
 - 4) The elevators and roll spoilers control is checked operative through the SEC s before each flight.
 - 5) All SEC s, SFCC s, LGCIU s, RA s, ADIRS and FAC s are operative, and
 - 6) The TR 1 and the TR 2 are operative, and
 - 7) The pairs of spoilers 2, 3, 4, and 5 are operative, and
 - 8) The DC TIE contactor 1PC1 is checked closed, before each flight, and

Note: F/O take-over pb cannot disengage AP 1.

Reference(s)

- (o) Refer to OpsProc 27-93-01A ELAC 1
(m) Refer to AMM 27-93-00-040-001

L
P
A



DRAGONAIR

A320/A321
MINIMUM EQUIPMENT LIST

MEL ITEMS

27 - FLIGHT CONTROLS

27-93 - ELAC System (Elevator Aileron Computer)

27-93-02

ELAC 2

Ident.: MI-27-93-00008386.0001001 / 22 MAR 10

Applicable to: **ALL**

27-93-02A

Repair interval	Nbr installed	Nbr required	Placard
–	1	1	No

Must be operative.

27-93-03

Pitch Normal Law


Ident.: MI-27-93-00008388.0001001 / 22 MAR 10

Applicable to: **ALL**

27-93-03A

Repair interval	Nbr installed	Nbr required	Placard
–	1	1	No

Must be operative.

 DRAGONAIR A320/A321 MINIMUM EQUIPMENT LIST	MEL ITEMS 27 - FLIGHT CONTROLS 27-94 - SEC System (Spoiler and Elevator Computer)
---	---

27-94-01	SEC 1
-----------------	--------------

Ident.: MI-27-94-00008390.0002001 / 29 NOV 11

Applicable to: ALL

27-94-01A

Repair interval	Nbr installed	Nbr required	Placard
C	1	0	Yes

P **A**


- (o) (m)** May be inoperative provided that:
- 1) ETOPS is not conducted, and
 - 2) It is deactivated, and
 - 3) The SEC 2 and the SEC 3 are operative, and
 - 4) All ELAC s, SFCC s, LGCIU s, RA s, FAC s and ADIRS are operative, and
 - 5) The SFCC 2 flap channel is operative, and
 - 6) All aileron servo-controls associated with the operative SEC s are operative, and
 - 7) The TR 1 and TR 2 are operative, and
 - 8) The sidestick transducers associated with the ELAC s and the operative SEC s are checked operative before each flight, and
 - 9) The DC TIE contactor 1PC1 is checked closed, before each flight, and
 - 10) The elevators control through the SEC 2 and the ELAC s and the roll spoilers control through the operative SEC s are checked operative before each flight, and
 - 11) Performance penalties for two pairs of spoilers inoperative are applied.

_____ Reference(s) _____

(o) *Refer to OpsProc 27-94-01A SEC 1*

(m) *Refer to AMM 27-94-00-040-002*

P
A

 DRAGONAIR A320/A321 MINIMUM EQUIPMENT LIST	MEL ITEMS 27 - FLIGHT CONTROLS 27-94 - SEC System (Spoiler and Elevator Computer)
--	---

27-94-02	SEC 2
-----------------	--------------

Ident.: MI-27-94-00008392.0002001 / 29 NOV 11

Applicable to: ALL

27-94-02A

Repair interval	Nbr installed	Nbr required	Placard
C	1	0	No

S **A**

- (o) (m) May be inoperative provided that:
- 1) It is deactivated, and
 - 2) The SEC 1 and the SEC 3 are operative, and
 - 3) All ELAC s, SFCC s, LGCIU s, RA s, FAC s and ADIRS are operative, and
 - 4) All aileron servo-controls and roll spoilers associated with the operative SEC s are operative, and
 - 5) The sidestick transducers associated with the ELAC s and the operative SEC s are checked operative before each flight, and
 - 6) The elevators control through the SEC 1 and the ELAC s and the roll spoilers control through the operative SEC s are checked operative before each flight.


_____ Reference(s) _____

(o) *Refer to OpsProc 27-94-02A SEC 2*

(m) *Refer to AMM 27-94-00-040-002*

S

A

 DRAGONAIR A320/A321 MINIMUM EQUIPMENT LIST	MEL ITEMS 27 - FLIGHT CONTROLS 27-94 - SEC System (Spoiler and Elevator Computer)
---	---

27-94-03	SEC 3
-----------------	--------------

Ident.: MI-27-94-00008394.0001001 / 29 NOV 11

Applicable to: ALL

27-94-03A

Repair interval	Nbr installed	Nbr required	Placard
C	1	0	No

P

- (o) May be inoperative provided that:
 - 1) The SEC 1 and SEC 2 are operative, and
 - 2) The SFCC 2 flap channel is operative, and
 - 3) All aileron servo-controls and roll spoilers associated with the operative SEC s are operative, and
 - 4) Performance penalties for two pairs of spoilers inoperative are applied.

_____ Reference(s) _____

- (o) *Refer to OpsProc 27-94-03A SEC 3*

P



DRAGONAIR

A320/A321


MINIMUM EQUIPMENT LIST

MEL ITEMS

27 - FLIGHT CONTROLS

27-94 - SEC System (Spoiler and Elevator Computer)

Intentionally left blank

 DRAGONAIR A320/A321 MINIMUM EQUIPMENT LIST	MEL ITEMS 27 - FLIGHT CONTROLS 27-95 - FCDC System (Flight Control Data Concentrator)
---	---

27-95-01	FCDC 1
-----------------	---------------

Ident.: MI-27-95-00008395.0001001 / 22 MAR 10
Applicable to: ALL

27-95-01A

Repair interval	Nbr installed	Nbr required	Placard
—	1	1	No

Must be operative.

27-95-02	FCDC 2
-----------------	---------------

Ident.: MI-27-95-00008396.0001001 / 29 NOV 11
Applicable to: ALL

27-95-02A

Repair interval	Nbr installed	Nbr required	Placard
C	1	0	Yes

- (o) May be inoperative.

_____ Reference(s) _____

- (o) *Refer to OpsProc 27-95-02A FCDC 2*



DRAGONAIR

A320/A321

MINIMUM EQUIPMENT LIST

MEL ITEMS

27 - FLIGHT CONTROLS

27-95 - FCDC System (Flight Control Data Concentrator)

Intentionally left blank

 DRAGONAIR A320/A321 MINIMUM EQUIPMENT LIST	MEL ITEMS 28 - FUEL 28-00 - MAINTENANCE Message on the STATUS SD page
--	---

28-00-01	FUEL <u>MAINTENANCE</u> Message
-----------------	--

Ident.: MI-28-00-00008177.0001001 / 29 NOV 11
Applicable to: ALL

28-00-01A

Repair interval	Nbr installed	Nbr required	Placard
C	–	–	No

S

FUEL MAINTENANCE message may be displayed on the STATUS SD page.

_____ Reference(s) _____

S



DRAGONAIR

A320/A321


MINIMUM EQUIPMENT LIST

MEL ITEMS

28 - FUEL

28-00 - MAINTENANCE Message on the STATUS SD page

Intentionally left blank

 DRAGONAIR A320/A321 MINIMUM EQUIPMENT LIST	MEL ITEMS 28 - FUEL 28-01 - Overhead Panels 28-01-01 - FUEL Overhead Panel
---	---

28-01-01-01	Wing TK PUMP pb-sw FAULT light
--------------------	---------------------------------------

Ident.: MI-28-01-01-00008178.0001001 / 22 MAR 10

Applicable to: ALL

28-01-01-01A

Repair interval	Nbr installed	Nbr required	Placard
C	4	0	Yes

One or more may be inoperative provided that the corresponding pump is set to OFF when the associated tank is empty.

28-01-01-02	Wing TK PUMP pb-sw OFF light
--------------------	-------------------------------------

Ident.: MI-28-01-01-00008179.0001001 / 22 MAR 10

Applicable to: ALL

28-01-01-02A

Repair interval	Nbr installed	Nbr required	Placard
C	4	0	Yes

One or more may be inoperative provided that the corresponding pump indication is operative on the FUEL SD page.

28-01-01-03	X FEED pb-sw ON light
--------------------	------------------------------

Ident.: MI-28-01-01-00008180.0001001 / 22 MAR 10

Applicable to: ALL

28-01-01-03A

Repair interval	Nbr installed	Nbr required	Placard
C	1	0	No

May be inoperative provided that the X FEED indication is operative on the FUEL SD page.

**DRAGONAIR****A320/A321**
MINIMUM EQUIPMENT LIST**MEL ITEMS****28 - FUEL**28-01 - Overhead Panels
28-01-01 - FUEL Overhead Panel**28-01-01-04****X FEED pb-sw OPEN light**

Ident.: MI-28-01-01-00008181.0001001 / 22 MAR 10

Applicable to: **ALL****28-01-01-04A**

Repair interval	Nbr installed	Nbr required	Placard
C	1	0	No

May be inoperative provided that the X FEED indication is operative on the FUEL SD page.**28-01-01-05****CTR TK PUMP pb-sw FAULT light**

Ident.: MI-28-01-01-00008182.0002001 / 29 NOV 11

Applicable to: **B-HSD, B-HSE, B-HSG, B-HSI, B-HSJ, B-HSK, B-HSL, B-HSM, B-HSN, B-HSO, B-HSP, B-HSQ, B-HSR****28-01-01-05A**

Repair interval	Nbr installed	Nbr required	Placard
C	2	0	Yes

One or both may be inoperative provided that the corresponding pump is set to OFF when there is no fuel in the center tank.


28-01-01-05**CTR TK XFR pb-sw FAULT light**

Ident.: MI-28-01-01-00008182.0005001 / 22 MAR 10

Applicable to: **B-HTD, B-HTE, B-HTF, B-HTG, B-HTH, B-HTI****28-01-01-05A**

Repair interval	Nbr installed	Nbr required	Placard
C	2	0	Yes

One or both may be inoperative provided that the corresponding transfer valve is set to OFF when there is no fuel in the center tank.

 DRAGONAIR A320/A321 MINIMUM EQUIPMENT LIST	MEL ITEMS 28 - FUEL 28-01 - Overhead Panels 28-01-01 - FUEL Overhead Panel
---	---

28-01-01-06	CTR TK PUMP pb-sw OFF light
--------------------	------------------------------------

Ident.: MI-28-01-01-00008183.0002001 / 29 NOV 11

Applicable to: B-HSD, B-HSE, B-HSG, B-HSI, B-HSJ, B-HSK, B-HSL, B-HSM, B-HSN, B-HSO, B-HSP, B-HSQ, B-HSR

28-01-01-06A

Repair interval	Nbr installed	Nbr required	Placard
C	2	0	Yes

One or both may be inoperative provided that the corresponding pump indication is operative on the FUEL SD page.

28-01-01-06	CTR TK XFR pb-sw OFF light
--------------------	-----------------------------------

Ident.: MI-28-01-01-00008183.0005001 / 22 MAR 10

Applicable to: B-HTD, B-HTE, B-HTF, B-HTG, B-HTH, B-HTI

28-01-01-06A

Repair interval	Nbr installed	Nbr required	Placard
C	2	0	Yes

One or both may be inoperative provided that the corresponding transfer valve indication is operative on the FUEL SD page.

28-01-01-07	FUEL MODE SEL pb-sw FAULT light
--------------------	--

Ident.: MI-28-01-01-00008184.0003001 / 29 NOV 11

Applicable to: B-HSD, B-HSE, B-HSG, B-HSI, B-HSJ, B-HSK, B-HSL, B-HSM, B-HSN, B-HSO, B-HSP, B-HSQ, B-HSR

28-01-01-07A

Repair interval	Nbr installed	Nbr required	Placard
C	1	0	Yes

- (o) May be inoperative provided that all tank pumps indications are operative on the FUEL SD page .

_____ Reference(s) _____

- (o) *Refer to OpsProc 28-01-01-07A FUEL MODE SEL pb-sw FAULT light*

**DRAGONAIR****A320/A321**
MINIMUM EQUIPMENT LIST**MEL ITEMS****28 - FUEL**28-01 - Overhead Panels
28-01-01 - FUEL Overhead Panel**28-01-01-07****FUEL MODE SEL pb-sw FAULT light**

Ident.: MI-28-01-01-00008184.0002001 / 22 MAR 10

Applicable to: B-HTD, B-HTE, B-HTF, B-HTG, B-HTH, B-HTI

28-01-01-07B

Repair interval	Nbr installed	Nbr required	Placard
C	1	0	Yes

May be inoperative provided that all wing tank pumps and center tank transfer valves indications are operative on the FUEL SD page.

28-01-01-08**ACT pb-sw FAULT light**

Ident.: MI-28-01-01-00008185.0001001 / 29 NOV 11

Applicable to: B-HTD, B-HTE, B-HTF, B-HTG, B-HTH, B-HTI

28-01-01-08A

Repair interval	Nbr installed	Nbr required	Placard
C	1	0	Yes

- (o) May be inoperative provided that the fuel quantity indications of the ACT (s) and of the center tank are operative on the FUEL SD page .

_____ Reference(s) _____

- (o) *Refer to OpsProc 28-01-01-08A ACT pb-sw FAULT light*

28-01-01-09**ACT pb-sw FWD light**


Ident.: MI-28-01-01-00008186.0001001 / 29 NOV 11

Applicable to: B-HTD, B-HTE, B-HTF, B-HTG, B-HTH, B-HTI

28-01-01-09A

Repair interval	Nbr installed	Nbr required	Placard
C	1	0	Yes

May be inoperative.

 DRAGONAIR A320/A321 MINIMUM EQUIPMENT LIST	MEL ITEMS 28 - FUEL 28-07 - Indications on the FUEL SD page 28-07-01 - Fuel Quantity Indications on the FUEL SD page
--	---

28-07-01-01	Fuel On Board (FOB) Indication on the <u>FUEL</u> SD page
--------------------	--

Ident.: MI-28-07-01-00008270.0001001 / 29 NOV 11

Applicable to: ALL

28-07-01-01A

Repair interval	Nbr installed	Nbr required	Placard
C	1	0	No

[S]

- (o) May be inoperative.

_____ Reference(s) _____

- (o) Refer to OpsProc 28-07-01-01A Fuel On Board (FOB) Indication on the FUEL SD page

[S]

28-07-01-02	Fuel Quantity Indication (FQI) in Degraded Mode on the <u>FUEL</u> SD page
--------------------	---

Ident.: MI-28-07-01-00008271.0001001 / 29 NOV 11

Applicable to: ALL

28-07-01-02A

Repair interval	Nbr installed	Nbr required	Placard
D	–	0	No

- (o) One or more FQI may be in the degraded mode (with dashes on the two last digits) provided that the loss of accuracy is taken into account for the fuel planning for each affected tank.

Note: The Fuel On Board indication is also in the degraded mode.

_____ Reference(s) _____

- (o) Refer to OpsProc 28-07-01-02A Fuel Quantity Indication (FQI) in Degraded Mode on the FUEL SD page



DRAGONAIR

A320/A321
MINIMUM EQUIPMENT LIST

MEL ITEMS

28 - FUEL

28-07 - Indications on the FUEL SD page
28-07-01 - Fuel Quantity Indications on the FUEL SD page

28-07-01-03

Outer Tank Fuel Quantity Indication on the FUEL SD page

Ident.: MI-28-07-01-00008272.0001001 / 29 NOV 11

Applicable to: B-HSD, B-HSE, B-HSG, B-HSI, B-HSJ, B-HSK, B-HSL, B-HSM, B-HSN

28-07-01-03A Check of fuel quantity in the associated tank after refueling

Repair interval	Nbr installed	Nbr required	Placard
C	2	1	No

S

(o) (m) One may be inoperative provided that:

- 1) The fuel quantity in the associated tank is checked after each refueling by the manual magnetic indicators or by the corresponding fuel quantity indicator on refuel/defuel control panel, and
- 2) The associated fuel used indication is operative, and
- 3) The associated inner tank indication is operative.

_____ Reference(s) _____

(o) Refer to OpsProc 28-07-01-03A Outer Tank Fuel Quantity Indication on the FUEL SD page

(m) Refer to AMM 28-40-00-040-003

S

28-07-01-03B High level fuel detection system checked operative before refueling and associated inner tank indication operative

Repair interval	Nbr installed	Nbr required	Placard
C	2	1	No

S

(m) One may be inoperative provided that:


- 1) The high level fuel detection system is checked operative before refueling, and
- 2) The tanks in both wings are full, and
- 3) The associated fuel used indication is operative, and
- 4) The associated inner tank indication is operative.

_____ Reference(s) _____

(m) Refer to AMM 28-40-00-040-003

S

Continued on the following page

 <p>DRAGONAIR A320/A321 MINIMUM EQUIPMENT LIST</p>	<p align="center">MEL ITEMS 28 - FUEL 28-07 - Indications on the FUEL SD page 28-07-01 - Fuel Quantity Indications on the FUEL SD page</p>
--	--

Continued from the previous page

28-07-01-03C Check of fuel quantity in the associated wing after refueling/defueling

Repair interval	Nbr installed	Nbr required	Placard
B	2	1	No

S

(o)(m) One may be inoperative provided that:

- 1) The fuel quantity in the associated wing (inner and outer tanks) is checked after each refueling/defueling by the manual magnetic indicators or by the corresponding fuel quantity indicator on the refuel/defuel control panel, and
- 2) The associated fuel used indication is operative.

_____ Reference(s) _____

(o) Refer to OpsProc 28-07-01-03C Outer Tank Fuel Quantity Indication on the FUEL SD page

(m) Refer to AMM 28-40-00-040-003

S

28-07-01-03D High level fuel detection system checked operative before refueling

Repair interval	Nbr installed	Nbr required	Placard
B	2	1	No

S


(m) One may be inoperative provided that:

- 1) The high level fuel detection system is checked operative before refueling, and
- 2) The tanks in both wings are full, and
- 3) The associated fuel used indication is operative.

_____ Reference(s) _____

(m) Refer to AMM 28-40-00-040-003

S

 <p>DRAGONAIR A320/A321 MINIMUM EQUIPMENT LIST</p>	<p align="center">MEL ITEMS 28 - FUEL 28-07 - Indications on the FUEL SD page 28-07-01 - Fuel Quantity Indications on the FUEL SD page</p>
--	--

28-07-01-03	Outer Tank Fuel Quantity Indication on the <u>FUEL</u> SD page
--------------------	---

Ident.: MI-28-07-01-00008272.0005001 / 29 NOV 11

Applicable to: B-HSO, B-HSP, B-HSQ, B-HSR

28-07-01-03A Check of fuel quantity in the associated tank after refueling

Repair interval	Nbr installed	Nbr required	Placard
C	2	1	No

S

- (o) (m) One may be inoperative provided that:
- 1) The fuel quantity in the associated tank is checked after each refueling by the corresponding fuel quantity indicator on the refuel/defuel control panel, and
 - 2) The associated fuel used indication is operative, and
 - 3) The associated inner tank indication is operative.
- _____ Reference(s) _____
- (o) *Refer to OpsProc 28-07-01-03A Outer Tank Fuel Quantity Indication on the FUEL SD page*
(m) *Refer to AMM 28-40-00-040-003*

S

28-07-01-03B High level fuel detection system checked operative before refueling and associated inner tank indication operative


Repair interval	Nbr installed	Nbr required	Placard
C	2	1	No

S

- (m) One may be inoperative provided that:
- 1) The high level fuel detection system is checked operative before refueling, and
 - 2) The tanks in both wings are full, and
 - 3) The associated fuel used indication is operative, and
 - 4) The associated inner tank indication is operative.
- _____ Reference(s) _____
- (m) *Refer to AMM 28-40-00-040-003*

S

Continued on the following page

 <p>DRAGONAIR A320/A321 MINIMUM EQUIPMENT LIST</p>	<p>MEL ITEMS 28 - FUEL 28-07 - Indications on the FUEL SD page 28-07-01 - Fuel Quantity Indications on the FUEL SD page</p>
--	---

Continued from the previous page

28-07-01-03C Check of fuel quantity in the associated wing after refueling/defueling

Repair interval	Nbr installed	Nbr required	Placard
B	2	1	No

S

(o)(m) One may be inoperative provided that:

- 1) The fuel quantity in the associated wing (inner and outer tanks) is checked after each refueling/defueling by the corresponding fuel quantity indicator on the refuel/defuel control panel, and
- 2) The associated fuel used indication is operative.

_____ Reference(s) _____

(o) Refer to OpsProc 28-07-01-03C Outer Tank Fuel Quantity Indication on the FUEL SD page

(m) Refer to AMM 28-40-00-040-003

S

28-07-01-03D High level fuel detection system checked operative before refueling

Repair interval	Nbr installed	Nbr required	Placard
B	2	1	No

S

(m) One may be inoperative provided that:

- 1) The high level fuel detection system is checked operative before refueling, and
- 2) The tanks in both wings are full, and
- 3) The associated fuel used indication is operative.

_____ Reference(s) _____

(m) Refer to AMM 28-40-00-040-003

S



DRAGONAIR

A320/A321
MINIMUM EQUIPMENT LIST

MEL ITEMS

28 - FUEL

28-07 - Indications on the FUEL SD page
28-07-01 - Fuel Quantity Indications on the FUEL SD page

28-07-01-04

Inner Tank Fuel Quantity Indication on the FUEL SD page

Ident.: MI-28-07-01-00008273.0001001 / 29 NOV 11

Applicable to: B-HSD, B-HSE, B-HSG, B-HSI, B-HSJ, B-HSK, B-HSL, B-HSM, B-HSN, B-HSO, B-HSP, B-HSQ, B-HSR

28-07-01-04A Check of fuel quantity in the associated tank after refueling

Repair interval	Nbr installed	Nbr required	Placard
C	2	1	No

[S]

(o) (m) One may be inoperative provided that:

- 1) The fuel quantity in the associated tank is checked after each refueling by the manual magnetic indicators or by the corresponding fuel quantity indicator on the refuel/defuel control panel, and
- 2) The associated fuel used indication is operative.

_____ Reference(s) _____

(o) *Refer to OpsProc 28-07-01-04A Inner/Wing Tank Fuel Quantity Indication on the FUEL SD page*

(m) *Refer to AMM 28-40-00-040-005*

[S]

28-07-01-04B High level fuel detection system checked operative before refueling

Repair interval	Nbr installed	Nbr required	Placard
C	2	1	No

[S]


(m) One may be inoperative provided that:

- 1) The high level fuel detection system is checked operative before refueling, and
- 2) The tanks in both wings are full, and
- 3) The associated fuel used indication is operative.

_____ Reference(s) _____

(m) *Refer to AMM 28-40-00-040-005*

[S]

 DRAGONAIR A320/A321 MINIMUM EQUIPMENT LIST	MEL ITEMS 28 - FUEL 28-07 - Indications on the FUEL SD page 28-07-01 - Fuel Quantity Indications on the FUEL SD page
--	---

28-07-01-04	Wing Tank Fuel Quantity Indication on the <u>FUEL</u> SD page
--------------------	--

Ident.: MI-28-07-01-00008273.0004001 / 29 NOV 11

Applicable to: B-HTD, B-HTE, B-HTF, B-HTG, B-HTH, B-HTI

28-07-01-04A Check of fuel quantity in the associated tank after refueling

Repair interval	Nbr installed	Nbr required	Placard
C	2	1	No

[S]

(o) (m) One may be inoperative provided that:

- 1) The fuel quantity in the associated tank is checked after each refueling by the manual magnetic indicators or by the corresponding fuel quantity indicator on the refuel/defuel control panel, and
- 2) The associated fuel used indication is operative.

_____ Reference(s) _____

(o) *Refer to OpsProc 28-07-01-04A Inner/Wing Tank Fuel Quantity Indication on the FUEL SD page*

(m) *Refer to AMM 28-40-00-040-005*

[S]

28-07-01-05	Center Tank Fuel Quantity Indication on the <u>FUEL</u> SD page
--------------------	--

Ident.: MI-28-07-01-00008274.0002001 / 29 NOV 11

Applicable to: B-HSD, B-HSE, B-HSG, B-HSI, B-HSJ, B-HSK, B-HSL, B-HSM, B-HSN, B-HSO, B-HSP, B-HSQ, B-HSR

28-07-01-05A Check of fuel quantity after refueling


Repair interval	Nbr installed	Nbr required	Placard
C	1	0	No

[S]

(o) (m) May be inoperative provided that:

- 1) The fuel quantity in the center tank is checked after each refueling by the manual magnetic indicators or by the corresponding fuel quantity indicator on the refuel/defuel control panel, and
- 2) All wing tanks fuel quantity indications are operative, and
- 3) Both fuel used indications are operative.

Continued on the following page

 <p>DRAGONAIR A320/A321 MINIMUM EQUIPMENT LIST</p>	<p>MEL ITEMS 28 - FUEL 28-07 - Indications on the FUEL SD page 28-07-01 - Fuel Quantity Indications on the FUEL SD page</p>
--	---

Continued from the previous page

Reference(s)

- (o) Refer to OpsProc 28-07-01-05A Center Tank Fuel Quantity Indication on the FUEL SD page
- (m) Refer to AMM 28-40-00-040-006

S

28-07-01-05B Fuel in the center tank not usable

Repair interval	Nbr installed	Nbr required	Placard
C	1	0	No

P

May be inoperative provided that there is no fuel in the center tank or the fuel in this tank is considered as not usable and as part of the ZFW and is taken into account for CG determination (Refer to Part A 8.1.7.4).

Reference(s)


P

28-07-01-05	Center Tank Fuel Quantity Indication on the <u>FUEL</u> SD page
-------------	---

Ident.: MI-28-07-01-00008274.0006001 / 29 NOV 11
Applicable to: B-HTD, B-HTE, B-HTF, B-HTG, B-HTH, B-HTI

Note: This failure will result in the display of the FUEL ACT XFR FAULT alert while the automatic transfer is still operative.
Refer to Item 28-09-03 FUEL ACT XFR FAULT Alert

Continued on the following page

 <p>DRAGONAIR A320/A321 MINIMUM EQUIPMENT LIST</p>	<p align="center">MEL ITEMS 28 - FUEL 28-07 - Indications on the FUEL SD page 28-07-01 - Fuel Quantity Indications on the FUEL SD page</p>
--	--

Continued from the previous page

28-07-01-05A Check of fuel quantity after refueling

Repair interval	Nbr installed	Nbr required	Placard
C	1	0	No

S

(o)(m) May be inoperative provided that:

- 1) The fuel quantity in the center tank is checked after each refueling by the manual magnetic indicators or by the corresponding fuel quantity indicator on the refuel/defuel control panel, and
- 2) All wing tanks and ACT (s) fuel quantity indications are operative, and
- 3) Both fuel used indications are operative, and
- 4) The forward transfer from ACT (s) to the center tank is monitored during the flight.

_____ Reference(s) _____

(o) Refer to OpsProc 28-07-01-05A Center Tank Fuel Quantity Indication on the FUEL SD page

(m) Refer to AMM 28-40-00-040-006

S

28-07-01-05B Fuel in the center tank not usable

Repair interval	Nbr installed	Nbr required	Placard
C	1	0	No


P

May be inoperative provided that:

- 1) There is no fuel in the center tank or the fuel in this tank is considered as not usable and as part of the ZFW and is taken into account for CG determination (Refer to Part A 8.1.7.4), and
- 2) There is no fuel in any ACT .

_____ Reference(s) _____

P

 DRAGONAIR A320/A321 MINIMUM EQUIPMENT LIST	MEL ITEMS 28 - FUEL 28-07 - Indications on the FUEL SD page 28-07-01 - Fuel Quantity Indications on the FUEL SD page
---	---

28-07-01-06	ACT Fuel Quantity Indication on the <u>FUEL</u> SD page
--------------------	--

Ident.: MI-28-07-01-00008275.0002001 / 29 NOV 11
Applicable to: B-HTD, B-HTE, B-HTF, B-HTG, B-HTH, B-HTI

*Note: This failure will result in the inhibition of the FUEL ACT XFR FAULT alert.
Refer to Item 28-09-03 FUEL ACT XFR FAULT Alert*

28-07-01-06B Fuel in the ACT

Repair interval	Nbr installed	Nbr required	Placard
B	1	0	No

- (o) May be inoperative provided that:
- 1) All wing tanks and center tank fuel quantity indications are operative, and
 - 2) Both fuel used indications are operative, and
 - 3) The forward transfer from ACT to the center tank is monitored during the flight.

_____ Reference(s) _____

(o) Refer to OpsProc 28-07-01-06B ACT Fuel Quantity Indication on the FUEL SD page

28-07-01-06C ACT empty


Repair interval	Nbr installed	Nbr required	Placard
C	1	0	No

P

One or more may be inoperative provided that there is no fuel in this ACT .

_____ Reference(s) _____

P

 DRAGONAIR A320/A321 MINIMUM EQUIPMENT LIST	MEL ITEMS 28 - FUEL 28-07 - Indications on the FUEL SD page 28-07-02 - Fuel Temperature Indications on the FUEL SD page
--	--

28-07-02-01	Fuel Temperature Indication on the <u>FUEL</u> SD page
--------------------	---

Ident.: MI-28-07-02-00008276.0001001 / 29 NOV 11

Applicable to: B-HSD, B-HSE, B-HSG, B-HSI, B-HSJ, B-HSK, B-HSL, B-HSM, B-HSN, B-HSO, B-HSP, B-HSQ, B-HSR

28-07-02-01A

Repair interval	Nbr installed	Nbr required	Placard
C	4	2	No

One in each wing or both in one wing may be inoperative.

28-07-02-01	Fuel Temperature Indication on the <u>FUEL</u> SD page
--------------------	---

Ident.: MI-28-07-02-00008276.0004001 / 22 MAR 10

Applicable to: B-HTD, B-HTE, B-HTF, B-HTG, B-HTH, B-HTI

28-07-02-01A

Repair interval	Nbr installed	Nbr required	Placard
C	2	1	No

One may be inoperative.



DRAGONAIR

A320/A321

MINIMUM EQUIPMENT LIST


MEL ITEMS

28 - FUEL

28-07 - Indications on the FUEL SD page

28-07-02 - Fuel Temperature Indications on the FUEL SD page

Intentionally left blank

 DRAGONAIR A320/A321 MINIMUM EQUIPMENT LIST	MEL ITEMS 28 - FUEL 28-07 - Indications on the FUEL SD page 28-07-03 - Tank Pump Indications on the FUEL SD page
---	---

28-07-03-01	Wing Tank Pump Indication on the <u>FUEL</u> SD page
--------------------	---

Ident.: MI-28-07-03-00008277.0001001 / 22 MAR 10

Applicable to: ALL

28-07-03-01A

Repair interval	Nbr installed	Nbr required	Placard
C	4	0	No

One or more may be inoperative.

28-07-03-02	Center Tank Pump Indication on the <u>FUEL</u> SD page
--------------------	---

Ident.: MI-28-07-03-00008278.0003001 / 29 NOV 11

Applicable to: B-HSD, B-HSE, B-HSG, B-HSI, B-HSJ, B-HSK, B-HSL, B-HSM, B-HSN, B-HSO, B-HSP, B-HSQ, B-HSR

28-07-03-02A

Repair interval	Nbr installed	Nbr required	Placard
C	2	0	No

One or both may be inoperative.



DRAGONAIR

A320/A321

MINIMUM EQUIPMENT LIST


MEL ITEMS

28 - FUEL

28-07 - Indications on the FUEL SD page

28-07-03 - Tank Pump Indications on the FUEL SD page

Intentionally left blank

 DRAGONAIR A320/A321 MINIMUM EQUIPMENT LIST	MEL ITEMS 28 - FUEL 28-07 - Indications on the FUEL SD page 28-07-04 - Valve Indications on the FUEL SD page
---	---

28-07-04-01	Engine LP Fuel Valve Indication on the <u>FUEL</u> SD page
--------------------	---

Ident.: MI-28-07-04-00008279.0001001 / 29 NOV 11

Applicable to: ALL

28-07-04-01A

Repair interval	Nbr installed	Nbr required	Placard
C	2	0	No

[S]

(m) One or both may be inoperative provided that the associated LP valve is checked operative before each flight.

_____ Reference(s) _____

(m) Refer to AMM task

[S]

28-07-04-02	APU LP Fuel Valve Indication on the <u>FUEL</u> SD page
--------------------	--

Ident.: MI-28-07-04-00008280.0001001 / 29 NOV 11

Applicable to: ALL

28-07-04-02A

Repair interval	Nbr installed	Nbr required	Placard
C	1	0	Yes

[S]

(m) May be inoperative provided that:

- 1) The APU LP valve is secured in the closed position and,
- 2) The APU is considered inoperative.

Refer to Item 49-10-01 Power Plant (APU)

_____ Reference(s) _____

(m) Refer to AMM 28-40-00-040-001

[S]

 <p>DRAGONAIR A320/A321 MINIMUM EQUIPMENT LIST</p>	<p>MEL ITEMS 28 - FUEL 28-07 - Indications on the FUEL SD page 28-07-04 - Valve Indications on the FUEL SD page</p>
---	---

28-07-04-03	Crossfeed Valve Indication on the <u>FUEL</u> SD page
-------------	---

Ident.: MI-28-07-04-00008281.0001001 / 29 NOV 11

Applicable to: ALL

28-07-04-03A Non ETOPS flight

Repair interval	Nbr installed	Nbr required	Placard
C	1	0	No

S

- (m) May be inoperative provided that:
- ETOPS is not conducted, and
 - Operation of the crossfeed valve is checked before the first flight of each day.

_____ Reference(s) _____

(m) Refer to AMM 28-40-00-040-002

S

28-07-04-03B ETOPS flight

Repair interval	Nbr installed	Nbr required	Placard
C	1	0	No


S

- (m) For ETOPS, may be inoperative provided that the operation of crossfeed valve is checked before each flight.

_____ Reference(s) _____

(m) Refer to AMM 28-40-00-040-002

S

 DRAGONAIR A320/A321 MINIMUM EQUIPMENT LIST	MEL ITEMS 28 - FUEL 28-07 - Indications on the FUEL SD page 28-07-04 - Valve Indications on the FUEL SD page
--	---

28-07-04-04	Wing Transfer Valve Indication on the <u>FUEL</u> SD page
--------------------	--

Ident.: MI-28-07-04-00008282.0001001 / 29 NOV 11

Applicable to: B-HSD, B-HSE, B-HSG, B-HSI, B-HSJ, B-HSK, B-HSL, B-HSM, B-HSN, B-HSO, B-HSP, B-HSQ, B-HSR

28-07-04-04A

Repair interval	Nbr installed	Nbr required	Placard
C	2	0	No

[S]

(o) (m) One or both may be inoperative provided that:

- 1) The fuel quantity indications of the associated inner and outer tanks are operative, and
- 2) The transfer valve operation is checked before each flight and when used in flight.

_____ Reference(s) _____

(o) Refer to OpsProc 28-07-04-04A Wing Transfer Valve Indication on the FUEL SD page

(m) Refer to AMM 28-40-00-040-004

[S]

28-07-04-05	Center Tank Transfer Valve Indication on the <u>FUEL</u> SD page
--------------------	---

Ident.: MI-28-07-04-00008283.0001001 / 22 MAR 10

Applicable to: B-HTD, B-HTE, B-HTF, B-HTG, B-HTH, B-HTI

28-07-04-05A

Repair interval	Nbr installed	Nbr required	Placard
C	2	0	No

One or both may be inoperative.



DRAGONAIR

A320/A321
MINIMUM EQUIPMENT LIST

MEL ITEMS

28 - FUEL

28-07 - Indications on the FUEL SD page
28-07-04 - Valve Indications on the FUEL SD page

28-07-04-06

ACT to CTR TK Transfer (Arrow) Indication on the FUEL SD page


Ident.: MI-28-07-04-00008286.0002001 / 22 MAR 10

Applicable to: B-HTD, B-HTE, B-HTF, B-HTG, B-HTH, B-HTI

28-07-04-06A

Repair interval	Nbr installed	Nbr required	Placard
C	1	0	No

May be inoperative provided that the fuel quantity indications (both FQI if both ACTs installed) of the ACT(s) and of the center tank are operative on the FUEL SD page.

 DRAGONAIR A320/A321 MINIMUM EQUIPMENT LIST	MEL ITEMS 28 - FUEL 28-09 - ECAM Alerts
---	---

28-09-01	FUEL L(R) INNER(OUTER) TK HI TEMP Alert
-----------------	--

Ident.: MI-28-09-00008287.0001001 / 29 NOV 11

Applicable to: B-HSD, B-HSE, B-HSG, B-HSI, B-HSJ, B-HSK, B-HSL, B-HSM, B-HSN, B-HSO, B-HSP, B-HSQ, B-HSR

28-09-01A One or two inoperative

Repair interval	Nbr installed	Nbr required	Placard
C	4	2	No

[S]

- (o) One in each wing or both in one wing may be displayed provided that:
- 1) The fuel temperature indications of the non affected tanks are operative on the FUEL SD page , and
 - 2) The fuel temperature is monitored before takeoff and during the flight.

Note: For fuel temperature limitations refer to FCOM LIM 28/ FCOM 3.1.28.

_____ Reference(s) _____

- (o) Refer to OpsProc 28-09-01A FUEL L(R) INNER(OUTER)/WING TK HI TEMP Alert

[S]

28-09-01B One or more inoperative

Repair interval	Nbr installed	Nbr required	Placard
C	4	0	No

[S]

- (o) One or more may be displayed provided that:
- 1) The fuel temperature indications are operative on the FUEL SD page , and
 - 2) The fuel temperature is monitored before takeoff and during the flight.

Note: For fuel temperature limitations refer to FCOM LIM 28/ FCOM 3.1.28.

_____ Reference(s) _____

- (o) Refer to OpsProc 28-09-01B FUEL L(R) INNER(OUTER)/WING TK HI TEMP Alert

[S]

 DRAGONAIR A320/A321 MINIMUM EQUIPMENT LIST	MEL ITEMS 28 - FUEL 28-09 - ECAM Alerts
--	---

28-09-01	FUEL L(R) WING TK HI TEMP Alert
-----------------	--

Ident.: MI-28-09-00008287.0004001 / 29 NOV 11

Applicable to: B-HTD, B-HTE, B-HTF, B-HTG, B-HTH, B-HTI

28-09-01A One inoperative

Repair interval	Nbr installed	Nbr required	Placard
C	2	1	No

- S
- (o) One may be displayed provided that:
- 1) The fuel temperature indications of the opposite wing are operative on the FUEL SD page , and
 - 2) The fuel temperature is monitored before takeoff and during the flight.
- Note:* For fuel temperature limitations refer to FCOM LIM 28/ FCOM 3.1.28.

Reference(s)

- (o) Refer to OpsProc 28-09-01A FUEL L(R) INNER(OUTER)/WING TK HI TEMP Alert

S

28-09-01B Two inoperative


Repair interval	Nbr installed	Nbr required	Placard
C	2	0	No

- S
- (o) One or both may be displayed provided that:
- 1) The fuel temperature indications are operative on the FUEL SD page , and
 - 2) The fuel temperature is monitored before takeoff and during the flight.
- Note:* For fuel temperature limitations refer to FCOM LIM 28/ FCOM 3.1.28.

Reference(s)

- (o) Refer to OpsProc 28-09-01B FUEL L(R) INNER(OUTER)/WING TK HI TEMP Alert

S

 DRAGONAIR A320/A321 MINIMUM EQUIPMENT LIST	MEL ITEMS 28 - FUEL 28-09 - ECAM Alerts
---	---

28-09-02	<u>FUEL</u> L(R) INNER(OUTER) TK LO TEMP Alert
-----------------	---

Ident.: MI-28-09-00008288.0001001 / 29 NOV 11

Applicable to: B-HSD, B-HSE, B-HSG, B-HSI, B-HSJ, B-HSK, B-HSL, B-HSM, B-HSN, B-HSO, B-HSP, B-HSQ, B-HSR

28-09-02A One or two inoperative

Repair interval	Nbr installed	Nbr required	Placard
C	4	2	No

[S]

- (o) One in each wing or both in one wing may be displayed provided that:
- 1) The fuel temperature indications of the non affected tanks are operative on the FUEL SD page , and
 - 2) The fuel temperature is monitored before takeoff and during the flight.

Note: For fuel temperature limitations refer to FCOM LIM 28/ FCOM 3.1.28.

_____ Reference(s) _____

- (o) Refer to OpsProc 28-09-02A FUEL L(R) INNER(OUTER)/WING TK LO TEMP Alert

[S]

28-09-02B One or more inoperative

Repair interval	Nbr installed	Nbr required	Placard
C	4	0	No

[S]

- (o) One or more may be displayed provided that:
- 1) The fuel temperature indications are operative on the FUEL SD page , and
 - 2) The fuel temperature is monitored before takeoff and during the flight.

Note: For fuel temperature limitations refer to FCOM LIM 28/ FCOM 3.1.28.

_____ Reference(s) _____

- (o) Refer to OpsProc 28-09-02B FUEL L(R) INNER(OUTER)/WING TK LO TEMP Alert

[S]

 DRAGONAIR A320/A321 MINIMUM EQUIPMENT LIST	MEL ITEMS 28 - FUEL 28-09 - ECAM Alerts
--	---

28-09-02	FUEL L(R) WING TK LO TEMP Alert
-----------------	--

Ident.: MI-28-09-00008288.0004001 / 29 NOV 11

Applicable to: B-HTD, B-HTE, B-HTF, B-HTG, B-HTH, B-HTI

28-09-02A One inoperative

Repair interval	Nbr installed	Nbr required	Placard
C	2	1	No

- S
- (o) One may be displayed provided that:
- 1) The fuel temperature indications of the opposite wing are operative on the FUEL SD page , and
 - 2) The fuel temperature is monitored before takeoff and during the flight.
- Note:* For fuel temperature limitations refer to FCOM LIM 28/ FCOM 3.1.28.

Reference(s)

- (o) Refer to OpsProc 28-09-02A FUEL L(R) INNER(OUTER)/WING TK LO TEMP Alert

S

28-09-02B Both inoperative

Repair interval	Nbr installed	Nbr required	Placard
C	2	0	No

- S
- (o) One or both may be displayed provided that:
- 1) The fuel temperature indications are operative on the FUEL SD page , and
 - 2) The fuel temperature is monitored before takeoff and during the flight.
- Note:* For fuel temperature limitations refer to FCOM LIM 28/ FCOM 3.1.28.

Reference(s)

- (o) Refer to OpsProc 28-09-02B FUEL L(R) INNER(OUTER)/WING TK LO TEMP Alert

S

 DRAGONAIR A320/A321 MINIMUM EQUIPMENT LIST	MEL ITEMS 28 - FUEL 28-09 - ECAM Alerts
---	---

28-09-03	FUEL ACT XFR FAULT Alert
-----------------	---------------------------------

Ident.: MI-28-09-00008290.0002001 / 29 NOV 11
Applicable to: B-HTD, B-HTE, B-HTF, B-HTG, B-HTH, B-HTI

28-09-03A ACT empty

Repair interval	Nbr installed	Nbr required	Placard
C	1	0	No

P

May be displayed provided that there is no fuel in any ACT .

_____ Reference(s) _____

P

28-09-03B ACT fuel transfer monitored

Repair interval	Nbr installed	Nbr required	Placard
C	1	0	No

- (o) May be inoperative provided that:
 - 1) Forward transfer from ACT to center tank is monitored during flight, and
 - 2) Both FWC operate normally.

_____ Reference(s) _____

- (o) *Refer to OpsProc 28-09-03B FUEL ACT XFR FAULT Alert*



DRAGONAIR

A320/A321


MINIMUM EQUIPMENT LIST

MEL ITEMS

28 - FUEL

28-09 - ECAM Alerts

Intentionally left blank

 DRAGONAIR A320/A321 MINIMUM EQUIPMENT LIST	MEL ITEMS 28 - FUEL 28-12 - Tank Venting System
---	---

28-12-01	Overpressure Protector between the Inner and the Outer Tank
-----------------	--

Ident.: MI-28-12-00008195.0001001 / 29 NOV 11

Applicable to: B-HSD, B-HSE, B-HSG, B-HSI, B-HSJ, B-HSK, B-HSL, B-HSM, B-HSN, B-HSO, B-HSP, B-HSQ, B-HSR

28-12-01A Inner tank temperature monitored

Repair interval	Nbr installed	Nbr required	Placard
C	2	0	No

- (o) One or both may be broken or missing provided that the fuel temperature of the inner tank is monitored.

_____ Reference(s) _____

- (o) *Refer to OpsProc 28-12-01A Overpressure Protector Between the Inner and the Outer Tank (Inner tank fuel temperature monitored)*

28-12-01B Transfer valves secured open

Repair interval	Nbr installed	Nbr required	Placard
C	2	0	No

- (o)(m) One or both may be broken or missing provided that the associated transfer valves are secured in the open position after each refueling.

_____ Reference(s) _____

- (o) *Refer to OpsProc 28-12-01B Overpressure Protector Between the Inner and the Outer Tank (Transfer valves opened)*

- (m) *Refer to AMM 28-12-00-040-003*

28-12-02	Overpressure Protector in the Vent Surge Tank
-----------------	--

Ident.: MI-28-12-00008196.0001001 / 29 NOV 11

Applicable to: ALL

28-12-02A

Repair interval	Nbr installed	Nbr required	Placard
C	2	0	No

- (o) One or both may be broken or missing.

Continued on the following page

**DRAGONAIR****A320/A321**
MINIMUM EQUIPMENT LIST**MEL ITEMS****28 - FUEL**

28-12 - Tank Venting System

Continued from the previous page

Reference(s)

(o) Refer to OpsProc 28-12-02A Overpressure Protector in the Vent Surge Tank**28-12-03****Overpressure Protector in the Inner Tank**

Ident.: MI-28-12-00008197.0001001 / 29 NOV 11

Applicable to: B-HSD, B-HSE, B-HSG, B-HSI, B-HSJ, B-HSK, B-HSL, B-HSM, B-HSN, B-HSO, B-HSP, B-HSQ, B-HSR

28-12-03A

Repair interval	Nbr installed	Nbr required	Placard
–	2	2	No

Both must be operative.

28-12-03**Overpressure Protector in the Wing Tank**

Ident.: MI-28-12-00008197.0004001 / 29 NOV 11

Applicable to: B-HTD, B-HTE, B-HTF, B-HTG, B-HTH, B-HTI

28-12-03A

Repair interval	Nbr installed	Nbr required	Placard
–	2	2	No

Both must be operative.

28-12-04**Overpressure Protector between the Center and the Inner Tank**


Ident.: MI-28-12-00008198.0002001 / 29 NOV 11

Applicable to: B-HSD, B-HSE, B-HSG, B-HSI, B-HSJ, B-HSK, B-HSL, B-HSM, B-HSN, B-HSO, B-HSP, B-HSQ, B-HSR

28-12-04A

Repair interval	Nbr installed	Nbr required	Placard
–	1	1	No

Must be operative.

 DRAGONAIR A320/A321 MINIMUM EQUIPMENT LIST	MEL ITEMS 28 - FUEL 28-12 - Tank Venting System
---	---

28-12-04	Overpressure Protector between the Center and the Wing Tank
-----------------	--

Ident.: MI-28-12-00008198.0005001 / 29 NOV 11

Applicable to: B-HTD, B-HTE, B-HTF, B-HTG, B-HTH, B-HTI

28-12-04A

Repair interval	Nbr installed	Nbr required	Placard
–	1	1	No

Must be operative.

28-12-05	Overpressure Protector in the ACT
-----------------	--

Ident.: MI-28-12-00008199.0002001 / 29 NOV 11

Applicable to: B-HTD, B-HTE, B-HTF, B-HTG, B-HTH, B-HTI

28-12-05A

Repair interval	Nbr installed	Nbr required	Placard
C	1	0	No

May be broken or missing provided that the ACT auto transfer system is considered inoperative.

Refer to Item 28-28-01 ACT Auto Transfer System



DRAGONAIR

A320/A321


MINIMUM EQUIPMENT LIST

MEL ITEMS

28 - FUEL

28-12 - Tank Venting System

Intentionally left blank

 DRAGONAIR A320/A321 MINIMUM EQUIPMENT LIST	MEL ITEMS 28 - FUEL 28-15 - Intercell Transfer System
---	---

28-15-01	LH Wing Transfer Valve
-----------------	-------------------------------

Ident.: MI-28-15-00008201.0001001 / 29 NOV 11

Applicable to: B-HSD, B-HSE, B-HSG, B-HSI, B-HSJ, B-HSK, B-HSL, B-HSM, B-HSN, B-HSO, B-HSP, B-HSQ, B-HSR

28-15-01A One or both inoperative open

Repair interval	Nbr installed	Nbr required	Placard
C	2	0	No

- (o) One or both may be inoperative in the open position.

_____ Reference(s) _____

- (o) *Refer to OpsProc 28-15-01A LH Wing Transfer Valve (At least one transfer valve open)*

28-15-01B One or both inoperative with not usable fuel

Repair interval	Nbr installed	Nbr required	Placard
C	2	0	No

- (o) One or both may be inoperative in the closed position provided that the fuel in the LH outer tank is considered as not usable and as part of the ZFW .

Note: *Refer to Part A 8.1.7.4 Unusable Fuel.*

_____ Reference(s) _____

- (o) *Refer to OpsProc 28-15-01B LH Wing Transfer Valve (At least one transfer valve failed closed)*

28-15-01C One inoperative closed

Repair interval	Nbr installed	Nbr required	Placard
C	2	1	No

S

- (o)(m) One may be inoperative in the closed position provided that the remaining LH wing transfer valve is secured in the open position after each refueling.

_____ Reference(s) _____

- (o) *Refer to OpsProc 28-15-01C LH Wing Transfer Valve (At least one transfer valve open)*

- (m) *Refer to AMM 28-15-00-040-001*

S



DRAGONAIR

A320/A321
MINIMUM EQUIPMENT LIST

MEL ITEMS

28 - FUEL

28-15 - Intercell Transfer System

28-15-02

RH Wing Transfer Valve

Ident.: MI-28-15-00008202.0001001 / 29 NOV 11

Applicable to: B-HSD, B-HSE, B-HSG, B-HSI, B-HSJ, B-HSK, B-HSL, B-HSM, B-HSN, B-HSO, B-HSP, B-HSQ, B-HSR

28-15-02A One or both inoperative open

Repair interval	Nbr installed	Nbr required	Placard
C	2	0	No

- (o) One or both may be inoperative in the open position.

_____ Reference(s) _____

- (o) *Refer to OpsProc 28-15-02A RH Wing Transfer Valve (At least one transfer valve open)*

28-15-02B One or both inoperative with not usable fuel

Repair interval	Nbr installed	Nbr required	Placard
C	2	0	No

- (o) One or both may be inoperative in the closed position provided that the fuel in the RH outer tank is considered as not usable and as part of the ZFW .

_____ Reference(s) _____

- (o) *Refer to OpsProc 28-15-02B RH Wing Transfer Valve (At least one transfer valve failed closed)*

28-15-02C One inoperative closed

Repair interval	Nbr installed	Nbr required	Placard
C	2	1	No

[S]


- (o)(m) One may be inoperative in the closed position provided that the remaining RH wing transfer valve is secured in the open position after each refueling.

_____ Reference(s) _____

- (o) *Refer to OpsProc 28-15-02C RH Wing Transfer Valve (At least one transfer valve open)*

- (m) *Refer to AMM 28-15-00-040-002*

[S]

 DRAGONAIR A320/A321 MINIMUM EQUIPMENT LIST	MEL ITEMS 28 - FUEL 28-20 - Distribution
---	--

28-20-01	Automatic Fuel Feed System
-----------------	-----------------------------------

Ident.: MI-28-20-00008203.0006001 / 29 NOV 11

Applicable to: B-HSD, B-HSE, B-HSG, B-HSI, B-HSJ, B-HSK, B-HSL, B-HSM, B-HSN, B-HSO, B-HSP, B-HSQ, B-HSR

28-20-01A

Repair interval	Nbr installed	Nbr required	Placard
C	1	0	No

- (o) May be inoperative.
- Reference(s)
- (o) Refer to OpsProc 28-20-01A Automatic Fuel Feed System



DRAGONAIR

A320/A321


MINIMUM EQUIPMENT LIST

MEL ITEMS

28 - FUEL

28-20 - Distribution

Intentionally left blank

 DRAGONAIR A320/A321 MINIMUM EQUIPMENT LIST	MEL ITEMS 28 - FUEL 28-21 - Main Fuel Pump System
--	---

28-21-01	Wing Tank Pump
-----------------	-----------------------

Ident.: MI-28-21-00008204.0002001 / 29 NOV 11

Applicable to: ALL

28-21-01A JP4/JET B not used

Repair interval	Nbr installed	Nbr required	Placard
C	4	3	Yes

S

Any one pump may be inoperative provided that JP4/JET B is not used.

_____ Reference(s) _____

S

28-21-01B Use of JP4/JET B

Repair interval	Nbr installed	Nbr required	Placard
C	4	3	Yes

S

Pump 2 LH or pump 2 RH may be inoperative when JP4/JET B is used provided that the fuel temperature is less than 30 °C.

_____ Reference(s) _____

S

28-21-02	Center Tank Pump
-----------------	-------------------------

Ident.: MI-28-21-00008205.0006001 / 29 NOV 11

Applicable to: B-HSD, B-HSE, B-HSG, B-HSI, B-HSJ, B-HSK, B-HSL, B-HSM, B-HSN, B-HSO, B-HSP, B-HSQ, B-HSR

28-21-02A One inoperative

Repair interval	Nbr installed	Nbr required	Placard
C	2	1	Yes

P

- (o) One may be inoperative provided that the flight routes permit a landing at a suitable airport if the remaining center tank pump fails with fuel in the center tank.

Continued on the following page



DRAGONAIR

A320/A321
MINIMUM EQUIPMENT LIST

MEL ITEMS

28 - FUEL

28-21 - Main Fuel Pump System

Continued from the previous page

Reference(s)

- (o) Refer to OpsProc 28-21-02A Center Tank Pump

P

28-21-02D Both inoperative

Repair interval	Nbr installed	Nbr required	Placard
C	2	0	Yes

P

- (o) Both may be inoperative provided that:
- 1) There is no fuel in the center tank or the fuel in the center tank is considered as not usable and as part of the ZFW and is taken into account for CG determination (Ref to Part A 8.1.7.4 Unusable Fuel), and
 - 2) The center tank pumps are set to OFF.

Reference(s)

- (o) Refer to OpsProc 28-21-02D Center Tank Pump (Both inoperative)

P

28-21-03

Wing Tank Pump Sequence Valve


Ident.: MI-28-21-00008206.0003001 / 29 NOV 11

Applicable to: B-HSD, B-HSE, B-HSG, B-HSI, B-HSJ, B-HSK, B-HSL, B-HSM, B-HSN, B-HSO, B-HSP, B-HSQ, B-HSR

28-21-03A

Repair interval	Nbr installed	Nbr required	Placard
C	4	3	No

One may be inoperative provided that the associated pump is set to OFF when the center tank is feeding.

 DRAGONAIR A320/A321 MINIMUM EQUIPMENT LIST	MEL ITEMS 28 - FUEL 28-22 - APU Fuel Pump System
---	--

28-22-01	APU Fuel Pump
-----------------	----------------------

Ident.: MI-28-22-00008207.0001001 / 29 NOV 11

Applicable to: B-HSD, B-HSE, B-HSG, B-HSI

28-22-01A Non ETOPS flight

Repair interval	Nbr installed	Nbr required	Placard
C	1	0	Yes

- (o) May be inoperative provided that ETOPS is not conducted.
Refer to Item 24-22-01 AC Main Generation (IDG, GCU, Line Contactor)

_____ Reference(s) _____

- (o) Refer to OpsProc 28-22-01A APU Fuel Pump

28-22-01	APU Fuel Pump
-----------------	----------------------

Ident.: MI-28-22-00008207.0002001 / 29 NOV 11

Applicable to: B-HSJ, B-HSK, B-HSL, B-HSM, B-HSN, B-HSO, B-HSP, B-HSQ, B-HSR, B-HTD, B-HTE, B-HTF, B-HTG, B-HTH, B-HTI

28-22-01A Non ETOPS flight

Repair interval	Nbr installed	Nbr required	Placard
C	1	0	Yes

- (o) May be inoperative provided that ETOPS is not conducted.
Refer to Item 24-22-01 AC Main Generation (IDG, GCU, Line Contactor)

_____ Reference(s) _____

- (o) Refer to OpsProc 28-22-01A APU Fuel Pump

28-22-01B ETOPS 120 min flight

Repair interval	Nbr installed	Nbr required	Placard
A	1	0	Yes

S

- (o) May be inoperative for four flights provided that ETOPS beyond 120 min is not conducted.
Refer to Item 24-22-01 AC Main Generation (IDG, GCU, Line Contactor)

Continued on the following page



DRAGONAIR

A320/A321
MINIMUM EQUIPMENT LIST

MEL ITEMS

28 - FUEL


28-22 - APU Fuel Pump System

Continued from the previous page

Reference(s)

(o) Refer to OpsProc 28-22-01B APU Fuel Pump

S

 DRAGONAIR A320/A321 MINIMUM EQUIPMENT LIST	MEL ITEMS 28 - FUEL 28-23 - Crossfeed System
---	--

28-23-01	Crossfeed Valve
-----------------	------------------------

Ident.: MI-28-23-00008208.0001001 / 22 MAR 10
Applicable to: ALL

28-23-01A

Repair interval	Nbr installed	Nbr required	Placard
-	1	1	No

Must be operative.



DRAGONAIR

A320/A321


MINIMUM EQUIPMENT LIST

MEL ITEMS

28 - FUEL

28-23 - Crossfeed System

Intentionally left blank

 DRAGONAIR A320/A321 MINIMUM EQUIPMENT LIST	MEL ITEMS 28 - FUEL 28-24 - Engine LP Fuel Shutoff
--	--

28-24-01	Engine LP Fuel Valve Electrical Motor
-----------------	--

Ident.: MI-28-24-00008209.0002001 / 29 NOV 11
Applicable to: ALL

28-24-01A

Repair interval	Nbr installed	Nbr required	Placard
C	4	3	No

S

(m) One may be inoperative on one engine provided that:

- 1) The affected motor is deactivated, and
- 2) The remaining motor is checked operative.

_____ Reference(s) _____

(m) *Refer to AMM 28-24-00-040-002*

S



DRAGONAIR

A320/A321


MINIMUM EQUIPMENT LIST

MEL ITEMS

28 - FUEL

28-24 - Engine LP Fuel Shutoff

Intentionally left blank

 DRAGONAIR A320/A321 MINIMUM EQUIPMENT LIST	MEL ITEMS 28 - FUEL 28-25 - Refuel/Defuel System
---	--

28-25-01	Fuel Quantity Preselector
-----------------	----------------------------------

Ident.: MI-28-25-00008210.0001001 / 29 NOV 11
Applicable to: ALL

28-25-01A

Repair interval	Nbr installed	Nbr required	Placard
C	1	0	Yes

May be inoperative.

28-25-02	Fuel Quantity on the Refuel/Defuel Control Panel
-----------------	---

Ident.: MI-28-25-00008211.0001001 / 29 NOV 11
Applicable to: ALL

28-25-02A

Repair interval	Nbr installed	Nbr required	Placard
C	1	0	Yes

S

One or more indications may be inoperative provided that the fuel quantity is continuously monitored on the FUEL SD page during refueling and defueling.

_____ Reference(s) _____

S

28-25-03	Refuel Valve
-----------------	---------------------

Ident.: MI-28-25-00008212.0002001 / 29 NOV 11
Applicable to: ALL

28-25-03A Manual refueling

Repair interval	Nbr installed	Nbr required	Placard
C	3	0	Yes

S

(m) One or more may be inoperative provided that the aircraft is manually refueled.

Continued on the following page



DRAGONAIR
A320/A321
MINIMUM EQUIPMENT LIST

MEL ITEMS

28 - FUEL

28-25 - Refuel/Defuel System

Continued from the previous page

_____ Reference(s) _____

(m) Refer to AMM 28-25-00-040-005

S

28-25-03B Gravity refueling

Repair interval	Nbr installed	Nbr required	Placard
C	3	0	Yes

S

One or more may be inoperative provided that overwing gravity refueling is performed.
Refer to FCOM/PER-LOD-FUL OVERWING GRAVITY REFUELING

_____ Reference(s) _____

S

28-25-04

Transfer Defuel Valve

Ident.: MI-28-25-00008213.0001001 / 29 NOV 11

Applicable to: ALL

28-25-04A

Repair interval	Nbr installed	Nbr required	Placard
C	1	0	Yes


S

(m) May be inoperative provided that the valve is secured in the closed position.

_____ Reference(s) _____

(m) Refer to AMM 28-25-00-040-004

S

 DRAGONAIR A320/A321 MINIMUM EQUIPMENT LIST	MEL ITEMS 28 - FUEL 28-25 - Refuel/Defuel System
---	--

28-25-05	Exterior Refuel/Defuel Control Panel
-----------------	---

Ident.: MI-28-25-00008214.0001001 / 29 NOV 11

Applicable to: ALL

28-25-05A

Repair interval	Nbr installed	Nbr required	Placard
C	1	0	Yes

S

(m) May be inoperative provided that the aircraft is manually refueled.

_____ Reference(s) _____

(m) *Refer to AMM 28-25-00-040-008*

S



DRAGONAIR

A320/A321


MINIMUM EQUIPMENT LIST

MEL ITEMS

28 - FUEL

28-25 - Refuel/Defuel System

Intentionally left blank

 DRAGONAIR A320/A321 MINIMUM EQUIPMENT LIST	MEL ITEMS 28 - FUEL 28-26 - Main Transfer System
---	--

28-26-01	Center Tank Transfer Valve
-----------------	-----------------------------------

Ident.: MI-28-26-00013893.0006001 / 29 NOV 11

Applicable to: B-HTD, B-HTE, B-HTF, B-HTG, B-HTH, B-HTI

28-26-01B One inoperative closed

Repair interval	Nbr installed	Nbr required	Placard
C	2	1	Yes

- (o) One may be inoperative in the closed position provided that the flight routes permit a landing at a suitable airport if the remaining center tank transfer valve fails with fuel in the center tank and in any ACT .

_____ Reference(s) _____

- (o) *Refer to OpsProc 28-26-01B Center Tank Transfer Valve*

28-26-01E Both inoperative closed

Repair interval	Nbr installed	Nbr required	Placard
C	2	0	Yes

Both may be inoperative in the closed position provided that there is no fuel in any ACT and the center tank or the fuel in any ACT and the center tank is considered as not usable and as part of the ZFW and is taken into account for CG determination.

Note: *Refer to Part A 8.1.7.4 Unusable Fuel.*

28-26-01F One or both inoperative open

Repair interval	Nbr installed	Nbr required	Placard
C	2	0	Yes

One or both may be inoperative in the open position provided that there is no fuel in the center tank and in any ACT .



DRAGONAIR

A320/A321


MINIMUM EQUIPMENT LIST

MEL ITEMS

28 - FUEL

28-26 - Main Transfer System

Intentionally left blank

 DRAGONAIR A320/A321 MINIMUM EQUIPMENT LIST	MEL ITEMS 28 - FUEL 28-28 - Additional Center Tank Transfer System
---	--

28-28-01	ACT Auto Transfer System
-----------------	---------------------------------

Ident.: MI-28-28-00008216.0001001 / 29 NOV 11

Applicable to: B-HTD, B-HTE, B-HTF, B-HTG, B-HTH, B-HTI

28-28-01A ACT empty

Repair interval	Nbr installed	Nbr required	Placard
C	1	0	No

P

May be inoperative provided that there is no fuel in any ACT .

_____ Reference(s) _____

P

28-28-01B Manual fuel transfer operative

Repair interval	Nbr installed	Nbr required	Placard
C	1	0	No

- (o) May be inoperative provided that:
- 1) The manual transfer from the ACT (s) to the center tank is operative, and
 - 2) The fuel quantity indications of the ACT (s) and of the center tank are operative on the FUEL SD page .

_____ Reference(s) _____

- (o) *Refer to OpsProc 28-28-01B ACT Auto Transfer System (Manual transfer from the ACT(s) to the center tank operative)*

28-28-01C ACT fuel not usable

Repair interval	Nbr installed	Nbr required	Placard
C	1	0	No

P

- (o)(m) May be inoperative provided that:
- 1) The fuel in the ACT (s) is considered as not usable and as part of the ZFW and is taken into account for CG determination (Refer to Part A 8.1.7.4 Unusable Fuel), and
 - 2) The ACT transfer valve is secured in the closed position.

Continued on the following page



DRAGONAIR

A320/A321
MINIMUM EQUIPMENT LIST

MEL ITEMS

28 - FUEL

28-28 - Additional Center Tank Transfer System

Continued from the previous page

_____ Reference(s) _____

(o) Refer to OpsProc 28-28-01C ACT Auto Transfer System (Fuel in the ACT(s) considered as not usable)

(m) Refer to AMM 28-28-00-040-009

P

28-28-02

ACT Transfer Valve

Ident.: MI-28-28-00008217.0001001 / 29 NOV 11

Applicable to: B-HTD, B-HTE, B-HTF, B-HTG, B-HTH, B-HTI

28-28-02A Valve closed with the ACT empty

Repair interval	Nbr installed	Nbr required	Placard
C	1	0	No

P

May be inoperative in the closed position provided that there is no fuel in any ACT .

_____ Reference(s) _____

P

28-28-02B Valve open

Repair interval	Nbr installed	Nbr required	Placard
C	1	0	No

P


(m) May be inoperative in the open position provided that a special procedure is applied for refueling the ACT (s).

_____ Reference(s) _____

(m) Refer to AMM 28-28-00-040-001

P

Continued on the following page

 DRAGONAIR A320/A321 MINIMUM EQUIPMENT LIST	MEL ITEMS 28 - FUEL 28-28 - Additional Center Tank Transfer System
---	--

Continued from the previous page

28-28-02C Valve closed with the ACT fuel not usable

Repair interval	Nbr installed	Nbr required	Placard
C	1	0	No

P

(o)(m) May be inoperative provided that:

- 1) It is secured in the closed position, and
- 2) The fuel in the ACT (s) is considered as not usable and as part of the ZFW and is taken into account for CG determination (Refer to Part A 8.1.7.4 Unusable Fuel).

_____ Reference(s) _____

(o) Refer to OpsProc 28-28-02C ACT Transfer Valve

(m) Refer to AMM 28-28-00-040-010

P

28-28-03	ACT Transfer Pump
Ident.: MI-28-28-00008218.0001001 / 22 MAR 10 Applicable to: B-HTD, B-HTE, B-HTF, B-HTG, B-HTH, B-HTI	

28-28-03A

Repair interval	Nbr installed	Nbr required	Placard
C	1	0	No

May be inoperative.

28-28-04	ACT Air Shutoff Valve
Ident.: MI-28-28-00008219.0002001 / 29 NOV 11 Applicable to: B-HTG, B-HTH, B-HTI	

28-28-04B

Repair interval	Nbr installed	Nbr required	Placard
C	1	0	No

May be inoperative provided that the ACT auto transfer system is considered inoperative.

Refer to Item 28-28-01 ACT Auto Transfer System

**DRAGONAIR****A320/A321**
MINIMUM EQUIPMENT LIST**MEL ITEMS****28 - FUEL**

28-28 - Additional Center Tank Transfer System

28-28-04**ACT Air Shutoff Valve**

Ident.: MI-28-28-00008219.0005001 / 29 NOV 11

Applicable to: B-HTD, B-HTE, B-HTF

28-28-04C Valve closed

Repair interval	Nbr installed	Nbr required	Placard
C	1	0	No

May be inoperative in the closed position provided that the ACT auto transfer system is considered inoperative.

Refer to Item 28-28-01 ACT Auto Transfer System

28-28-04E Valve open

Repair interval	Nbr installed	Nbr required	Placard
C	1	0	No

[S]

- (m) May be inoperative in the open position provided that the ACT vent valve is secured in the open position.

Refer to Item 28-28-06 ACT Vent Valve

_____ Reference(s) _____

- (m) *Refer to AMM 28-28-00-040-002*

[S]**28-28-05****ACT Inward Pressure Relief Valve**

Ident.: MI-28-28-00008220.0002001 / 29 NOV 11


Applicable to: B-HTG, B-HTH, B-HTI

28-28-05A Valve open with fuel in the ACT

Repair interval	Nbr installed	Nbr required	Placard
C	1	0	No

- (o) May be inoperative in the open position provided that:
- 1) The manual transfer from the ACT (s) to the center tank is operative, and
 - 2) The fuel quantity indications of the ACT (s) and of the center tank are operative on the FUEL SD page .

Continued on the following page

 DRAGONAIR A320/A321 MINIMUM EQUIPMENT LIST	MEL ITEMS 28 - FUEL 28-28 - Additional Center Tank Transfer System
---	--

Continued from the previous page

Reference(s)

(o) Refer to OpsProc 28-28-05A ACT Inward Pressure Relief Valve

28-28-05B ACT empty

Repair interval	Nbr installed	Nbr required	Placard
C	1	0	No

P

One or more may be inoperative provided that there is no fuel in any ACT .

Reference(s)

P

28-28-05	ACT Inward Pressure Relief Valve
-----------------	---

Ident.: MI-28-28-00008220.0005001 / 29 NOV 11

Applicable to: B-HTD, B-HTE, B-HTF

28-28-05A

Repair interval	Nbr installed	Nbr required	Placard
C	1	0	No

- (o) May be inoperative in the open position provided that:
- 1) The manual transfer from the ACT to the center tank is operative, and
 - 2) The fuel quantity indications of the ACT and of the center tank are operative on the FUEL SD page .

Reference(s)

(o) Refer to OpsProc 28-28-05A ACT Inward Pressure Relief Valve



DRAGONAIR

A320/A321
MINIMUM EQUIPMENT LIST

MEL ITEMS

28 - FUEL

28-28 - Additional Center Tank Transfer System

28-28-06

ACT Vent Valve

Ident.: MI-28-28-00008221.0002001 / 29 NOV 11

Applicable to: B-HTG, B-HTH, B-HTI

28-28-06A Use of ACT fuel

Repair interval	Nbr installed	Nbr required	Placard
C	1	0	No

[S]

(o) (m) One or more may be inoperative in the open position provided that:

- 1) The manual transfer from the ACT (s) to the center tank is operative, and
- 2) The fuel quantity indications of the ACT (s) and of the center tank are operative on the FUEL SD page .

_____ Reference(s) _____

(o) *Refer to OpsProc 28-28-06A ACT Vent Valve (Manual transfer from the ACT(s) to the center tank operative)*

(m) *Refer to AMM 28-28-00-040-003*

[S]

28-28-06B ACT fuel not usable

Repair interval	Nbr installed	Nbr required	Placard
C	1	0	No

[P]

(o) (m) One or more may be inoperative provided that:

- 1) The fuel in the ACT (s) is considered as not usable and as part of the ZFW and is taken into account for CG determination (Refer to Part A 8.1.7.4 Unusable Fuel), and
- 2) The ACT transfer valve is secured in the closed position.


_____ Reference(s) _____

(o) *Refer to OpsProc 28-28-06B ACT Vent Valve (Fuel in the ACT(s) considered as not usable)*

(m) *Refer to AMM 28-28-00-040-011*

[P]

Continued on the following page

 DRAGONAIR A320/A321 MINIMUM EQUIPMENT LIST	MEL ITEMS 28 - FUEL 28-28 - Additional Center Tank Transfer System
---	--

Continued from the previous page

28-28-06E ACT empty

Repair interval	Nbr installed	Nbr required	Placard
C	1	0	No

P

One or more may be inoperative provided that there is no fuel in any ACT .

_____ Reference(s) _____

P

28-28-06	ACT Vent Valve
Ident.: MI-28-28-00008221.0005001 / 29 NOV 11 Applicable to: B-HTD, B-HTE, B-HTF	

28-28-06D

Repair interval	Nbr installed	Nbr required	Placard
C	1	0	No

S


(m) May be inoperative in the open position provided that the ACT auto transfer system is considered inoperative.

Refer to Item 28-28-01 ACT Auto Transfer System

_____ Reference(s) _____

(m) *Refer to AMM 28-28-00-040-003*

S

 DRAGONAIR A320/A321 MINIMUM EQUIPMENT LIST	MEL ITEMS 28 - FUEL 28-28 - Additional Center Tank Transfer System
---	--

28-28-07	ACT Refuel Valve
-----------------	-------------------------

Ident.: MI-28-28-00008222.0001001 / 29 NOV 11

Applicable to: B-HTD, B-HTE, B-HTF, B-HTG, B-HTH, B-HTI

28-28-07A

Repair interval	Nbr installed	Nbr required	Placard
C	1	0	No

S

May be inoperative.

Note: If the refuel valve is inoperative in the closed position, the ACT cannot be refuelled.

Reference(s)

S

28-28-08	ACT Integrated Impact Wall
-----------------	-----------------------------------

Ident.: MI-28-28-00008223.0001001 / 29 NOV 11

Applicable to: B-HTD, B-HTE, B-HTF, B-HTG, B-HTH, B-HTI

28-28-08A Heat shield not damaged

Repair interval	Nbr installed	Nbr required	Placard
C	1	1	No

S


(m) The protection cover of the ACT integrated impact wall may be damaged provided that the heat shield is not damaged.

Reference(s)

(m) Refer to AMM 28-28-00-040-006

S

Continued on the following page

 DRAGONAIR A320/A321 MINIMUM EQUIPMENT LIST	MEL ITEMS 28 - FUEL 28-28 - Additional Center Tank Transfer System
---	--

Continued from the previous page

28-28-08B AFT cargo compartment empty

Repair interval	Nbr installed	Nbr required	Placard
C	1	0	No

S

May be damaged or missing provided that the AFT cargo compartment is empty.

Note: Notify KA IOC of any cargo compartment restriction.

_____ Reference(s) _____

S

28-28-09	ACT 1 Inlet Valve
-----------------	--------------------------

Ident.: MI-28-28-00008224.0001001 / 29 NOV 11

Applicable to: B-HTD, B-HTE, B-HTF, B-HTG, B-HTH, B-HTI

28-28-09B All ACT s empty

Repair interval	Nbr installed	Nbr required	Placard
C	1	0	No

P

May be inoperative in the closed position provided that there is no fuel in the ACT .

_____ Reference(s) _____

P

28-28-09C ACT s fuel not usable

Repair interval	Nbr installed	Nbr required	Placard
C	1	0	No

P

(o)(m) May be inoperative in the closed position provided that:

- 1) The fuel in the ACT is considered as not usable and as part of the ZFW and is taken into account for CG determination (Refer to Part A 8.1.7.4 Unusable Fuel), and
- 2) The ACT transfer valve is secured in the closed position.

Continued on the following page



DRAGONAIR

A320/A321
MINIMUM EQUIPMENT LIST

MEL ITEMS

28 - FUEL

28-28 - Additional Center Tank Transfer System

Continued from the previous page

_____ Reference(s) _____

(o) Refer to OpsProc 28-28-09C ACT 1 Inlet Valve

(m) Refer to AMM 28-28-00-040-008

P

28-28-09D Use of ACT fuel

Repair interval	Nbr installed	Nbr required	Placard
C	1	0	No


S

(m) May be inoperative in the open position provided that the ACT transfer valve is checked operative before each flight when the ACT is used.

_____ Reference(s) _____

(m) Refer to AMM 28-28-00-040-004

S

 DRAGONAIR A320/A321 MINIMUM EQUIPMENT LIST	MEL ITEMS 28 - FUEL 28-29 - APU LP Fuel Shutoff
---	---

28-29-01	APU LP Fuel Valve
-----------------	--------------------------

Ident.: MI-28-29-00008232.0001001 / 29 NOV 11

Applicable to: ALL

28-29-01A Checked closed on FUEL SD page

Repair interval	Nbr installed	Nbr required	Placard
C	1	0	Yes

[S]

- (o) May be inoperative provided that:
- 1) It is checked closed on the FUEL SD page , and
 - 2) The APU is not used.

_____ Reference(s) _____

- (o) *Refer to OpsProc 28-29-01A APU LP Fuel Valve*

[S]

28-29-01B Secured closed

Repair interval	Nbr installed	Nbr required	Placard
C	1	0	Yes

[S]

- (m) May be inoperative provided that:
- 1) It is secured in the closed position, and
 - 2) The APU is not used.

_____ Reference(s) _____

- (m) *Refer to AMM 28-29-00-040-002*

[S]



DRAGONAIR


A320/A321
MINIMUM EQUIPMENT LIST

MEL ITEMS

28 - FUEL

28-29 - APU LP Fuel Shutoff

Intentionally left blank

 DRAGONAIR A320/A321 MINIMUM EQUIPMENT LIST	MEL ITEMS 28 - FUEL 28-43 - Manual Magnetic Indicators
---	--

28-43-01	Manual Magnetic Indicators
-----------------	-----------------------------------

Ident.: MI-28-43-00008233.0002001 / 29 NOV 11

Applicable to: B-HSD, B-HSE, B-HSG, B-HSI, B-HSJ, B-HSK, B-HSL, B-HSM, B-HSN

28-43-01A Associated fuel quantity indication operative on the FUEL SD page

Repair interval	Nbr installed	Nbr required	Placard
C	11	0	No

One or more may be inoperative provided that the associated fuel quantity indication is operative on the FUEL SD page.

28-43-01B High level fuel detection and fuel used indication operative

Repair interval	Nbr installed	Nbr required	Placard
C	11	0	No

One or more may be inoperative provided that:

- 1) The high level fuel detection system is checked operative before refueling, and
- 2) The tanks in both wings are full, and
- 3) The associated fuel used indication is operative.

28-43-01	Manual Magnetic Indicators
-----------------	-----------------------------------

Ident.: MI-28-43-00008233.0005001 / 29 NOV 11

Applicable to: B-HTD, B-HTE, B-HTF, B-HTG, B-HTH, B-HTI

28-43-01A Associated fuel quantity indication operative on the FUEL SD page

Repair interval	Nbr installed	Nbr required	Placard
C	15	0	No

One or more may be inoperative provided that the associated fuel quantity indication is operative on the FUEL SD page.

Continued on the following page

**DRAGONAIR****A320/A321**
MINIMUM EQUIPMENT LIST**MEL ITEMS****28 - FUEL**

28-43 - Manual Magnetic Indicators

*Continued from the previous page***28-43-01B High level fuel detection and fuel used indication operative**

Repair interval	Nbr installed	Nbr required	Placard
C	15	0	No

[S]

(m) One or more may be inoperative provided that:

- 1) The high level fuel detection system is checked operative before refueling, and
- 2) The tanks in both wings are full, and
- 3) The associated fuel used indication is operative.

_____ Reference(s) _____

(m) Refer to AMM 28-40-00-040-012

[S]**28-43-01****Manual Magnetic Indicators**

Ident.: MI-28-43-00008233.9001002 / 29 NOV 11

Applicable to: B-HSO, B-HSP, B-HSQ, B-HSR

28-43-01A Associated fuel quantity indication operative on the FUEL SD page

Repair interval	Nbr installed	Nbr required	Placard
C	9	0	No


One or more may be inoperative provided that the associated fuel quantity indication is operative on the FUEL SD page.

28-43-01B High level fuel detection and fuel used indication operative

Repair interval	Nbr installed	Nbr required	Placard
C	9	0	No

One or more may be inoperative provided that:

- 1) The high level fuel detection system is checked operative before refueling, and
- 2) The tanks in both wings are full, and
- 3) The associated fuel used indication is operative.

 DRAGONAIR A320/A321 MINIMUM EQUIPMENT LIST	MEL ITEMS 28 - FUEL 28-46 - Tank Level Sensing
---	--

28-46-01	High Level Detection System in the Inner Tank
-----------------	--

Ident.: MI-28-46-00008235.0001001 / 29 NOV 11
Applicable to: B-HSD, B-HSE, B-HSG, B-HSI, B-HSJ, B-HSK, B-HSL, B-HSM, B-HSN, B-HSO, B-HSP, B-HSQ, B-HSR

28-46-01A

Repair interval	Nbr installed	Nbr required	Placard
C	2	0	Yes

S

One or both may be inoperative provided that the fuel quantity is continuously monitored during refueling.

_____ Reference(s) _____

S

28-46-01	High Level Detection System in the Wing Tank
-----------------	---

Ident.: MI-28-46-00008235.0004001 / 29 NOV 11
Applicable to: B-HTD, B-HTE, B-HTF, B-HTG, B-HTH, B-HTI

28-46-01A

Repair interval	Nbr installed	Nbr required	Placard
C	2	0	Yes

S

One or both may be inoperative provided that the fuel quantity is continuously monitored during refueling.

_____ Reference(s) _____

S

 DRAGONAIR A320/A321 MINIMUM EQUIPMENT LIST	MEL ITEMS 28 - FUEL 28-46 - Tank Level Sensing
--	--

28-46-02	High Level Detection System in the Center Tank
-----------------	---

Ident.: MI-28-46-00008237.0002001 / 29 NOV 11

Applicable to: B-HSD, B-HSE, B-HSG, B-HSI, B-HSJ, B-HSK, B-HSL, B-HSM, B-HSN, B-HSO, B-HSP, B-HSQ, B-HSR

28-46-02A

Repair interval	Nbr installed	Nbr required	Placard
C	1	0	Yes

S

May be inoperative provided that the fuel quantity is continuously monitored during refueling.

Reference(s)

S

28-46-02	High Level Detection System in the Center Tank
-----------------	---

Ident.: MI-28-46-00008237.0006001 / 29 NOV 11

Applicable to: B-HTD, B-HTE, B-HTF, B-HTG, B-HTH, B-HTI

28-46-02A


Repair interval	Nbr installed	Nbr required	Placard
C	1	0	No

S

- May be inoperative provided that:
- 1) The fuel quantity is continuously monitored during refueling, and
 - 2) The ACT auto transfer system is considered inoperative.
- Refer to Item 28-28-01 ACT Auto Transfer System*

Reference(s)

S

 DRAGONAIR A320/A321 MINIMUM EQUIPMENT LIST	MEL ITEMS 28 - FUEL 28-46 - Tank Level Sensing
---	--

28-46-03	High Level Detection System in the ACT
-----------------	---

Ident.: MI-28-46-00008239.0001001 / 29 NOV 11

Applicable to: B-HTD, B-HTE, B-HTF, B-HTG, B-HTH, B-HTI

28-46-03A

Repair interval	Nbr installed	Nbr required	Placard
C	1	0	No

S

May be inoperative provided that the fuel quantity is continuously monitored during refueling.

_____ Reference(s) _____

S

28-46-04	Low Level Detection System in the Inner Tank
-----------------	---

Ident.: MI-28-46-00008240.0001001 / 29 NOV 11

Applicable to: B-HSD, B-HSE, B-HSG, B-HSI, B-HSJ, B-HSK, B-HSL, B-HSM, B-HSN, B-HSO, B-HSP, B-HSQ, B-HSR

28-46-04A

Repair interval	Nbr installed	Nbr required	Placard
C	2	1	No

One may be inoperative.

28-46-04	Low Level Detection System in the Wing Tank
-----------------	--

Ident.: MI-28-46-00008240.0004001 / 22 MAR 10

Applicable to: B-HTD, B-HTE, B-HTF, B-HTG, B-HTH, B-HTI

28-46-04A

Repair interval	Nbr installed	Nbr required	Placard
C	2	1	No

One may be inoperative.

 DRAGONAIR A320/A321 MINIMUM EQUIPMENT LIST	MEL ITEMS 28 - FUEL 28-46 - Tank Level Sensing
--	--

28-46-05	Low Level Detection System in the ACT
-----------------	--

Ident.: MI-28-46-00008241.0002001 / 29 NOV 11


Applicable to: B-HTD, B-HTE, B-HTF, B-HTG, B-HTH, B-HTI

28-46-05A

Repair interval	Nbr installed	Nbr required	Placard
C	1	0	No

One or more may be inoperative provided that the ACT auto transfer system is considered inoperative.

Refer to Item 28-28-01 ACT Auto Transfer System

 DRAGONAIR A320/A321 MINIMUM EQUIPMENT LIST	MEL ITEMS 28 - FUEL 28-50 - Fuel Management
---	---

28-50-01	Fuel Quantity Indicating Computer (FQIC) Channel
-----------------	---

Ident.: MI-28-50-00008242.0001001 / 29 NOV 11

Applicable to: ALL

28-50-01A

Repair interval	Nbr installed	Nbr required	Placard
A	2	1	No

S

- (o) One may be inoperative for 10 calendar days provided that ETOPS is not conducted.

_____ Reference(s) _____

- (o) *Refer to OpsProc 28-50-01A Fuel Quantity Indicating Computer (FQIC) Channel*

S



DRAGONAIR

A320/A321


MINIMUM EQUIPMENT LIST

MEL ITEMS

28 - FUEL

28-50 - Fuel Management

Intentionally left blank

 DRAGONAIR A320/A321 MINIMUM EQUIPMENT LIST	MEL ITEMS 29 - HYDRAULIC POWER 29-01 - Overhead Panels 29-01-01 - HYD Overhead Panel
---	---

29-01-01-01	B(Y) ELEC PUMP pb-sw FAULT light
--------------------	---

Ident.: MI-29-01-01-00008031.0001001 / 22 MAR 10

Applicable to: ALL

29-01-01-01A

Repair interval	Nbr installed	Nbr required	Placard
C	2	0	Yes

One or both may be inoperative provided that the associated reservoir quantity indication is operative on the HYD SD page .

Note: *Simultaneous illumination of the BLUE ELEC PUMP pb-sw FAULT light and the ENG 1(2) PUMP pb-sw FAULT light with engines off may be due to a failed engine oil low pressure switch. In this case, the ENG 1(2) OIL LO PR alert is inoperative. Refer to Item 79-09-01 ENG 1(2) OIL LO PR Alert*

29-01-01-02	B ELEC PUMP pb-sw OFF light
--------------------	------------------------------------

Ident.: MI-29-01-01-00008034.0001001 / 22 MAR 10

Applicable to: ALL

29-01-01-02A

Repair interval	Nbr installed	Nbr required	Placard
C	1	0	Yes

May be inoperative.

29-01-01-03	Y ELEC PUMP pb-sw ON light
--------------------	-----------------------------------

Ident.: MI-29-01-01-00008042.0001001 / 22 MAR 10

Applicable to: ALL

29-01-01-03A

Repair interval	Nbr installed	Nbr required	Placard
C	1	0	Yes

May be inoperative.

**DRAGONAIR****A320/A321**
MINIMUM EQUIPMENT LIST**MEL ITEMS****29 - HYDRAULIC POWER**

29-01 - Overhead Panels

29-01-01 - HYD Overhead Panel

29-01-01-04**G(Y) ENG 1(2) PUMP pb-sw FAULT light**

Ident.: MI-29-01-01-00008048.0001001 / 22 MAR 10

Applicable to: ALL**29-01-01-04A**

Repair interval	Nbr installed	Nbr required	Placard
C	2	0	Yes

One or both may be inoperative provided that the associated reservoir quantity indication is operative on the HYD SD page .

Note: Simultaneous illumination of the BLUE ELEC PUMP pb-sw FAULT light and the ENG 1(2) PUMP pb-sw FAULT light with engines off may be due to a failed engine oil low pressure switch. In this case, the ENG 1(2) OIL LO PR alert is inoperative. Refer to Item 79-09-01 ENG 1(2) OIL LO PR Alert


29-01-01-05**G(Y) ENG 1(2) PUMP pb-sw OFF light**

Ident.: MI-29-01-01-00008049.0001001 / 22 MAR 10

Applicable to: ALL**29-01-01-05A**

Repair interval	Nbr installed	Nbr required	Placard
C	2	0	Yes

One or both may be inoperative.

 DRAGONAIR A320/A321 MINIMUM EQUIPMENT LIST	MEL ITEMS 29 - HYDRAULIC POWER 29-01 - Overhead Panels 29-01-01 - HYD Overhead Panel
---	---

29-01-01-06	PTU pb-sw FAULT light
--------------------	------------------------------

Ident.: MI-29-01-01-00008050.0001001 / 29 NOV 11

Applicable to: ALL

29-01-01-06A

Repair interval	Nbr installed	Nbr required	Placard
C	1	0	Yes

May be inoperative provided that the quantity indications of the yellow and green reservoir are operative on the HYD SD page .

Note: Illumination of two lights (one from the Blue ELEC PUMP pb and one from ENG 1(2) PUMP pb) with engines off, may be due to a failed engine oil low pressure switch. In this case, the ENG OIL LO PRESS warning is inoperative.
Refer to Item 79-09-01 ENG 1(2) OIL LO PR Alert

29-01-01-07	PTU pb-sw OFF light
--------------------	----------------------------

Ident.: MI-29-01-01-00008051.0001001 / 22 MAR 10

Applicable to: ALL

29-01-01-07A

Repair interval	Nbr installed	Nbr required	Placard
C	1	0	Yes

May be inoperative.



DRAGONAIR

A320/A321

MINIMUM EQUIPMENT LIST


MEL ITEMS

29 - HYDRAULIC POWER

29-01 - Overhead Panels

29-01-01 - HYD Overhead Panel

Intentionally left blank

 DRAGONAIR A320/A321 MINIMUM EQUIPMENT LIST	MEL ITEMS 29 - HYDRAULIC POWER 29-01 - Overhead Panels 29-01-02 - Maintenance HYD Overhead Panel
---	---

29-01-02-01	G(B)(Y) LEAK MEASUREMENT VALVES pb-sw OFF light
--------------------	--

Ident.: MI-29-01-02-00008052.0001001 / 22 MAR 10

Applicable to: ALL

29-01-02-01A

Repair interval	Nbr installed	Nbr required	Placard
C	3	0	Yes

One or more may be inoperative.



DRAGONAIR

A320/A321

MINIMUM EQUIPMENT LIST


MEL ITEMS

29 - HYDRAULIC POWER

29-01 - Overhead Panels

29-01-02 - Maintenance HYD Overhead Panel

Intentionally left blank

 DRAGONAIR A320/A321 MINIMUM EQUIPMENT LIST	MEL ITEMS 29 - HYDRAULIC POWER 29-07 - Indications on the HYD SD page
---	---

29-07-01	Yellow ELEC Pump Indication on the <u>HYD</u> SD page
-----------------	--

Ident.: MI-29-07-00008078.0001001 / 22 MAR 10

Applicable to: ALL

29-07-01A

Repair interval	Nbr installed	Nbr required	Placard
C	1	0	No

May be inoperative.

29-07-02	Pump Indication on the <u>HYD</u> SD page
-----------------	--

Ident.: MI-29-07-00008079.0001001 / 29 NOV 11

Applicable to: ALL

29-07-02A

Repair interval	Nbr installed	Nbr required	Placard
C	3	0	No

One or more may be inoperative.

29-07-03	Fire Valve Indication on the <u>HYD</u> SD page
-----------------	--

Ident.: MI-29-07-00008080.0001001 / 22 MAR 10

Applicable to: ALL

29-07-03A

Repair interval	Nbr installed	Nbr required	Placard
C	2	0	No

One or both may be inoperative.



DRAGONAIR

A320/A321
MINIMUM EQUIPMENT LIST

MEL ITEMS

29 - HYDRAULIC POWER

29-07 - Indications on the HYD SD page

29-07-04

PTU Indication on the HYD SD page

Ident.: MI-29-07-00008081.0001001 / 22 MAR 10

Applicable to: **ALL**

29-07-04A

Repair interval	Nbr installed	Nbr required	Placard
C	1	0	No

May be inoperative.

29-07-05

Reservoir Quantity Indication on the HYD SD page

Ident.: MI-29-07-00008082.0001001 / 29 NOV 11

Applicable to: **ALL**

29-07-05A

Repair interval	Nbr installed	Nbr required	Placard
C	3	2	No

[S]


(m) One may be inoperative provided that:

- 1) The associated HYD B(G)(Y) RSVR LO LVL alert is checked operative, and
- 2) The associated reservoir quantity is checked before each flight.

_____ Reference(s) _____

(m) Refer to AMM task

[S]

 DRAGONAIR A320/A321 MINIMUM EQUIPMENT LIST	MEL ITEMS 29 - HYDRAULIC POWER 29-07 - Indications on the HYD SD page
---	---

29-07-06	RAT Indication on the <u>HYD</u> SD page
-----------------	---

Ident.: MI-29-07-00008083.0001001 / 22 MAR 10

Applicable to: ALL

29-07-06A

Repair interval	Nbr installed	Nbr required	Placard
C	1	0	No

May be inoperative provided that the RAT is visually checked to be stowed before each flight.

29-07-07	System Label Indication on the <u>HYD</u> SD page
-----------------	--

Ident.: MI-29-07-00008084.0001001 / 29 NOV 11

Applicable to: ALL

29-07-07A

Repair interval	Nbr installed	Nbr required	Placard
C	3	0	No

[S]

- (o) One or more may be inoperative provided that the associated system pressure is checked available before each flight.

_____ Reference(s) _____

- (o) Refer to OpsProc 29-07-07A System Label Indication on the HYD SD page

[S]

29-07-08	System Pressure Indication on the <u>HYD</u> SD page
-----------------	---

Ident.: MI-29-07-00008085.0001001 / 29 NOV 11

Applicable to: ALL

29-07-08A

Repair interval	Nbr installed	Nbr required	Placard
C	3	2	No

- (o) One may be inoperative provided that the associated system label indication is checked operative before each flight.

Continued on the following page



DRAGONAIR

A320/A321
MINIMUM EQUIPMENT LIST

MEL ITEMS


29 - HYDRAULIC POWER

29-07 - Indications on the HYD SD page

Continued from the previous page

Reference(s)

- (o) *Refer to OpsProc 29-07-08A System Pressure Indication on the HYD SD page*

 DRAGONAIR A320/A321 MINIMUM EQUIPMENT LIST	MEL ITEMS 29 - HYDRAULIC POWER 29-09 - ECAM Alerts
---	--

29-09-01	<u>HYD</u> B(Y) ELEC PUMP LO PR Alert
-----------------	--

Ident.: MI-29-09-00008086.0001001 / 22 MAR 10
Applicable to: ALL

29-09-01A

Repair interval	Nbr installed	Nbr required	Placard
C	2	0	No

One or both may be displayed provided that the associated system pressure indication is operative.

29-09-02	<u>HYD</u> B(Y) ELEC PUMP OVHT Alert
-----------------	---

Ident.: MI-29-09-00008087.0001001 / 22 MAR 10
Applicable to: ALL

29-09-02A

Repair interval	Nbr installed	Nbr required	Placard
C	2	0	No

One or both may be displayed.

29-09-03	<u>HYD</u> G(Y) ENG 1(2) PUMP LO PR Alert
-----------------	--

Ident.: MI-29-09-00008088.0001001 / 29 NOV 11
Applicable to: ALL


29-09-03A

Repair interval	Nbr installed	Nbr required	Placard
C	2	0	No

- (o) One or both may be displayed provided that:
 - 1) The associated system pressure indications are operative, and
 - 2) The engine pumps are checked operative before each flight.

_____ Reference(s) _____

- (o) *Refer to OpsProc 29-09-03A HYD G(Y) ENG 1(2) PUMP LO PR Alert*

 DRAGONAIR A320/A321 MINIMUM EQUIPMENT LIST	MEL ITEMS 29 - HYDRAULIC POWER 29-09 - ECAM Alerts
--	--

29-09-04	<u>HYD</u> G(B)(Y) RSVR LO AIR PR Alert
-----------------	--

Ident.: MI-29-09-00008090.0001001 / 29 NOV 11

Applicable to: B-HSJ, B-HSK, B-HSL, B-HSM, B-HSN, B-HSO, B-HSP, B-HSQ, B-HSR, B-HTD, B-HTE, B-HTF, B-HTG, B-HTH, B-HTI

29-09-04A

Repair interval	Nbr installed	Nbr required	Placard
C	3	2	No

S

(m) One may be inoperative provided that the air pressure is checked on the associated reservoir before each flight.

_____ Reference(s) _____

(m) Refer to AMM task

S

29-09-04	<u>HYD</u> G(B)(Y) RSVR LO AIR PR Alert
-----------------	--

Ident.: MI-29-09-00008090.0003001 / 29 NOV 11

Applicable to: B-HSD, B-HSE, B-HSG, B-HSI

29-09-04A

Repair interval	Nbr installed	Nbr required	Placard
C	3	2	No


S

(m) One may be displayed for the green or the yellow system provided that the air pressure is checked on the associated reservoir before each flight.

_____ Reference(s) _____

(m) Refer to AMM 29-34-00-040-001

S

 DRAGONAIR A320/A321 MINIMUM EQUIPMENT LIST	MEL ITEMS 29 - HYDRAULIC POWER 29-09 - ECAM Alerts
---	--

29-09-05	<u>HYD</u> G(B)(Y) RSVR LO LVL Alert
-----------------	---

Ident.: MI-29-09-00008091.0001001 / 22 MAR 10

Applicable to: ALL

29-09-05A

Repair interval	Nbr installed	Nbr required	Placard
C	3	2	No

One may be displayed provided that the associated reservoir quantity is checked on the HYD SD page before each flight.

- Note:
1. When the alert is displayed on the EWD , the associated PUMP pb-sw FAULT light and the PTU pb-sw FAULT light (if the green or the yellow system is affected) may simultaneously come on.
Refer to Item 29-01-01-01 B(Y) ELEC PUMP pb-sw FAULT light , and
Refer to Item 29-01-01-04 G(Y) ENG 1(2) PUMP pb-sw FAULT light , and
Refer to Item 29-01-01-06 PTU pb-sw FAULT light
 2. If the blue reservoir is affected, EMER GEN may appear in the INOP SYS column on the STATUS SD page before engine start.

29-09-06	<u>HYD</u> G(B)(Y) RSVR OVHT Alert
-----------------	---


Ident.: MI-29-09-00008092.0001001 / 22 MAR 10

Applicable to: ALL

29-09-06A

Repair interval	Nbr installed	Nbr required	Placard
C	3	2	No

The HYD G RSVR OVHT alert or the HYD Y RSVR OVHT alert may be displayed.

 DRAGONAIR A320/A321 MINIMUM EQUIPMENT LIST	MEL ITEMS 29 - HYDRAULIC POWER 29-09 - ECAM Alerts
---	--

29-09-07	<u>HYD</u> PTU FAULT Alert
-----------------	-----------------------------------

Ident.: MI-29-09-00008093.0001001 / 29 NOV 11

Applicable to: ALL

29-09-07A

Repair interval	Nbr installed	Nbr required	Placard
C	1	0	No

(o) May be displayed provided that the PTU is checked operative before each flight.

Reference(s)

(o) Refer to OpsProc 29-09-07A HYD PTU FAULT Alert

29-09-08	<u>HYD</u> RAT FAULT Alert
-----------------	-----------------------------------

Ident.: MI-29-09-00008094.0001001 / 29 NOV 11

Applicable to: ALL

29-09-08A

Repair interval	Nbr installed	Nbr required	Placard
C	1	0	No

S

(m) May be displayed provided that the RAT integrity is checked before each flight.

Reference(s)

(m) Refer to AMM 29-30-00-040-001

S

29-09-09	<u>HYD</u> G(B)(Y)(B+G)(G+Y)(B+Y) SYS LO PR Alert
-----------------	--

Ident.: MI-29-09-00008095.0001001 / 29 NOV 11


Applicable to: ALL

29-09-09A

Repair interval	Nbr installed	Nbr required	Placard
C	3	0	No

(o) One or more may be displayed provided that the associated system pressure is checked available before each flight.

Continued on the following page

 DRAGONAIR A320/A321 MINIMUM EQUIPMENT LIST	MEL ITEMS 29 - HYDRAULIC POWER 29-09 - ECAM Alerts
--	--

Continued from the previous page

_____ Reference(s) _____

- (o) *Refer to OpsProc 29-09-09A HYD G(B)(Y)(B+G)(G+Y)(B+Y) SYS LO PR Alert*



DRAGONAIR

A320/A321


MINIMUM EQUIPMENT LIST

MEL ITEMS

29 - HYDRAULIC POWER

29-09 - ECAM Alerts

Intentionally left blank

 DRAGONAIR A320/A321 MINIMUM EQUIPMENT LIST	MEL ITEMS 29 - HYDRAULIC POWER 29-10 - Main Hydraulic Power
---	---

29-10-01	Engine Driven Pump
-----------------	---------------------------

Ident.: MI-29-10-00008055.0001001 / 22 MAR 10

Applicable to: ALL

29-10-01A

Repair interval	Nbr installed	Nbr required	Placard
–	2	2	No

Both must be operative.

29-10-02	Engine Driven Pump Depressurization Function
-----------------	---

Ident.: MI-29-10-00010628.0001001 / 22 MAR 10

Applicable to: ALL

29-10-02A

Repair interval	Nbr installed	Nbr required	Placard
C	2	1	No

One may be inoperative.

29-10-03	Blue System Electric Pump
-----------------	----------------------------------

Ident.: MI-29-10-00008057.0001001 / 29 NOV 11

Applicable to: ALL

29-10-03A

Repair interval	Nbr installed	Nbr required	Placard
C	1	1	No

- (o) The automatic control may be inoperative provided that the pump is manually operated.

_____ Reference(s) _____

- (o) *Refer to OpsProc 29-10-03A Blue System Electric Pump*



DRAGONAIR

A320/A321
MINIMUM EQUIPMENT LIST

MEL ITEMS

29 - HYDRAULIC POWER
29-10 - Main Hydraulic Power

29-10-04

Hydraulic System Accumulator

Ident.: MI-29-10-00008061.0002001 / 29 NOV 11

Applicable to: ALL

29-10-04A No hydraulic fluid leakage

Repair interval	Nbr installed	Nbr required	Placard
C	3	0	No

S

(m) One or more may be inoperative provided that it is checked that there is no hydraulic fluid leakage in the accumulator nitrogen charging circuit.

_____ Reference(s) _____

(m) Refer to AMM 29-10-00-040-007

S

29-10-04B Accumulator deactivated

Repair interval	Nbr installed	Nbr required	Placard
C	3	0	No

S

(m) One or more may be inoperative provided that the affected accumulator is deactivated.

_____ Reference(s) _____

(m) Refer to AMM task

S

29-10-05

Yellow Brake Accumulator


Ident.: MI-29-10-00008063.0001001 / 22 MAR 10

Applicable to: ALL

29-10-05A

Repair interval	Nbr installed	Nbr required	Placard
–	1	1	No

Must be operative.

 DRAGONAIR A320/A321 MINIMUM EQUIPMENT LIST	MEL ITEMS 29 - HYDRAULIC POWER 29-10 - Main Hydraulic Power
---	---

29-10-07	Engine Pump Fire Valve
-----------------	-------------------------------

Ident.: MI-29-10-00008067.0001001 / 22 MAR 10

Applicable to: ALL

29-10-07A

Repair interval	Nbr installed	Nbr required	Placard
-	2	2	No

Both must be operative.

29-10-08	Hydraulic System Filter
-----------------	--------------------------------

Ident.: MI-29-10-00008069.0001001 / 29 NOV 11

Applicable to: ALL

29-10-08A One LP filter inoperative

Repair interval	Nbr installed	Nbr required	Placard
C	8	7	No

One LP filter may be inoperative.

29-10-08B Reservoir filling filter inoperative

Repair interval	Nbr installed	Nbr required	Placard
C	8	7	No

The reservoir filling filter may be inoperative.

29-10-09	Hydraulic Case Drain Filter
-----------------	------------------------------------

Ident.: MI-29-10-00008072.0001001 / 29 NOV 11

Applicable to: ALL

29-10-09A

Repair interval	Nbr installed	Nbr required	Placard
C	3	2	No

S

(m) One may be inoperative provided that it is removed.

Continued on the following page



DRAGONAIR

A320/A321

MINIMUM EQUIPMENT LIST

MEL ITEMS

29 - HYDRAULIC POWER


29-10 - Main Hydraulic Power

Continued from the previous page

Reference(s)

(m) Refer to AMM task

S

 DRAGONAIR A320/A321 MINIMUM EQUIPMENT LIST	MEL ITEMS 29 - HYDRAULIC POWER 29-22 - Blue Auxiliary Hydraulic Power
---	---

29-22-01	Ram Air Turbine
-----------------	------------------------

Ident.: MI-29-22-00008074.0001001 / 22 MAR 10
Applicable to: ALL

29-22-01A

Repair interval	Nbr installed	Nbr required	Placard
-	1	1	No

Must be operative.



DRAGONAIR

A320/A321


MINIMUM EQUIPMENT LIST

MEL ITEMS

29 - HYDRAULIC POWER

29-22 - Blue Auxiliary Hydraulic Power

Intentionally left blank

 DRAGONAIR A320/A321 MINIMUM EQUIPMENT LIST	MEL ITEMS 29 - HYDRAULIC POWER 29-23 - Power Transfer
---	---

29-23-01	Power Transfer Unit (PTU)
-----------------	------------------------------------

Ident.: MI-29-23-00008076.0001001 / 29 NOV 11
Applicable to: ALL

29-23-01A

Repair interval	Nbr installed	Nbr required	Placard
C	1	1	No

S

- (o) PTU may continuously run when set to AUTO provided that the operation of the PTU in both directions is checked before the first flight of each day.

_____ Reference(s) _____

- (o) *Refer to OpsProc 29-23-01A Power Transfer Unit (PTU)*

S



DRAGONAIR

A320/A321

MINIMUM EQUIPMENT LIST

MEL ITEMS

29 - HYDRAULIC POWER

29-23 - Power Transfer

Intentionally left blank

 DRAGONAIR A320/A321 MINIMUM EQUIPMENT LIST	MEL ITEMS 29 - HYDRAULIC POWER 29-24 - Yellow Auxiliary Hydraulic Power
---	---

29-24-01	Yellow System Electric Pump
-----------------	------------------------------------

Ident.: MI-29-24-00008077.0001001 / 29 NOV 11

Applicable to: ALL

29-24-01A

Repair interval	Nbr installed	Nbr required	Placard
C	1	0	Yes

- (o)

May be inoperative provided that the associated pb-sw is set to off.

Reference(s)
- (o)

Refer to OpsProc 29-24-01A Yellow System Electric Pump



DRAGONAIR

A320/A321


MINIMUM EQUIPMENT LIST

MEL ITEMS

29 - HYDRAULIC POWER

29-24 - Yellow Auxiliary Hydraulic Power

Intentionally left blank

 DRAGONAIR A320/A321 MINIMUM EQUIPMENT LIST	MEL ITEMS 30 - ICE AND RAIN PROTECTION 30-01 - Overhead Panels 30-01-01 - ANTI ICE Overhead Panel
---	--

30-01-01-01	ANTI ICE ENG 1(2) pb-sw FAULT light
--------------------	--

Ident.: MI-30-01-01-00007866.0001001 / 29 NOV 11

Applicable to: ALL

30-01-01-01A One inoperative

Repair interval	Nbr installed	Nbr required	Placard
C	2	1	Yes

One may be inoperative provided that the associated engine anti-ice valve is considered inoperative in the CLOSED position.

Refer to Item 30-21-01A Engine Anti-Ice Valve

30-01-01-01B One or both inoperative

Repair interval	Nbr installed	Nbr required	Placard
C	2	0	Yes

One or both may be inoperative provided that the associated engine anti-ice valve is considered inoperative in the OPEN position.

Refer to Item 30-21-01 Engine Anti-Ice Valve

30-01-01-02	ANTI ICE ENG 1(2) pb-sw ON light
--------------------	---


Ident.: MI-30-01-01-00007870.0001001 / 22 MAR 10

Applicable to: ALL

30-01-01-02A

Repair interval	Nbr installed	Nbr required	Placard
C	2	0	Yes

One or both may be inoperative.

 DRAGONAIR A320/A321 MINIMUM EQUIPMENT LIST	MEL ITEMS 30 - ICE AND RAIN PROTECTION 30-01 - Overhead Panels 30-01-01 - ANTI ICE Overhead Panel
--	--

30-01-01-03	ANTI ICE WING pb-sw FAULT light
--------------------	--

Ident.: MI-30-01-01-00007882.0001001 / 29 NOV 11

Applicable to: ALL

30-01-01-03A Anti-ice “arrow” symbols operative on the BLEED SD page

Repair interval	Nbr installed	Nbr required	Placard
C	1	0	Yes

(o) May be inoperative provided that the anti-ice “arrow” symbols are operative on the BLEED SD page .

_____ Reference(s) _____

(o) *Refer to OpsProc 30-01-01-03A ANTI ICE WING pb-sw FAULT light*

30-01-01-03B Non ETOPS flight

Repair interval	Nbr installed	Nbr required	Placard
C	1	0	Yes

P


- (m) May be inoperative provided that:
- 1) ETOPS is not conducted, and
 - 2) The wing anti-ice control valves are deactivated in the closed position and considered inoperative.

Refer to Item 30-11-01 Wing Anti-Ice Control Valve

_____ Reference(s) _____

(m) *Refer to AMM 30-11-00-040-002*

P

 DRAGONAIR A320/A321 MINIMUM EQUIPMENT LIST	MEL ITEMS 30 - ICE AND RAIN PROTECTION 30-01 - Overhead Panels 30-01-01 - ANTI ICE Overhead Panel
---	--

30-01-01-04	ANTI ICE WING pb-sw ON light
--------------------	-------------------------------------

Ident.: MI-30-01-01-00007885.0001001 / 29 NOV 11

Applicable to: ALL

30-01-01-04A

Repair interval	Nbr installed	Nbr required	Placard
C	1	0	Yes

May be inoperative.



DRAGONAIR

A320/A321

MINIMUM EQUIPMENT LIST


MEL ITEMS

30 - ICE AND RAIN PROTECTION

30-01 - Overhead Panels

30-01-01 - ANTI ICE Overhead Panel

Intentionally left blank

 DRAGONAIR A320/A321 MINIMUM EQUIPMENT LIST	MEL ITEMS 30 - ICE AND RAIN PROTECTION 30-01 - Overhead Panels 30-01-02 - WIPER Overhead Panel
--	---

30-01-02-01	Wiper High Speed Function (FAST Position)
--------------------	--

Ident.: MI-30-01-02-00007890.0001001 / 22 MAR 10

Applicable to: ALL

30-01-02-01A

Repair interval	Nbr installed	Nbr required	Placard
C	2	0	Yes

One or both may be inoperative provided that the associated low speed function is operative.

30-01-02-02	Wiper Low Speed Function (SLOW Position)
--------------------	---

Ident.: MI-30-01-02-00007893.0001001 / 22 MAR 10

Applicable to: ALL

30-01-02-02A

Repair interval	Nbr installed	Nbr required	Placard
C	2	0	Yes

One or both may be inoperative.

30-01-02-03	Wiper Intermittent Speed Function (INTMT Position)
--------------------	---

Ident.: MI-30-01-02-00007896.0001001 / 29 NOV 11

Applicable to: B-HSD, B-HSE, B-HSG, B-HSI, B-HSJ, B-HSK, B-HSL, B-HSM, B-HSN, B-HSO, B-HSP, B-HTD, B-HTE, B-HTF, B-HTG, B-HTH, B-HTI

30-01-02-03A

Repair interval	Nbr installed	Nbr required	Placard
D	2	0	Yes

One or both may be inoperative.



DRAGONAIR

A320/A321

MINIMUM EQUIPMENT LIST


MEL ITEMS

30 - ICE AND RAIN PROTECTION

30-01 - Overhead Panels

30-01-02 - WIPER Overhead Panel

Intentionally left blank

 DRAGONAIR A320/A321 MINIMUM EQUIPMENT LIST	MEL ITEMS 30 - ICE AND RAIN PROTECTION 30-07 - Indications on the BLEED SD page
---	---

30-07-01	ANTI ICE Indication on the <u>BLEED</u> SD page
-----------------	--

Ident.: MI-30-07-00008019.0001001 / 22 MAR 10

Applicable to: ALL

30-07-01A

Repair interval	Nbr installed	Nbr required	Placard
C	2	0	No

One or both may be inoperative.

30-07-02	Arrow Indication on the <u>BLEED</u> SD page
-----------------	---

Ident.: MI-30-07-00008020.0001001 / 22 MAR 10

Applicable to: ALL

30-07-02A

Repair interval	Nbr installed	Nbr required	Placard
C	2	0	No

One or both may be inoperative.



DRAGONAIR

A320/A321


MINIMUM EQUIPMENT LIST

MEL ITEMS

30 - ICE AND RAIN PROTECTION

30-07 - Indications on the BLEED SD page

Intentionally left blank

 DRAGONAIR A320/A321 MINIMUM EQUIPMENT LIST	MEL ITEMS 30 - ICE AND RAIN PROTECTION 30-11 - Wing Ice Protection
---	--

30-11-01	Wing Anti-Ice Control Valve
-----------------	------------------------------------

Ident.: MI-30-11-00007897.0001001 / 29 NOV 11

Applicable to: ALL

30-11-01A Inoperative in the open position

Repair interval	Nbr installed	Nbr required	Placard
C	2	1	No

P

- (o)(m) The RH valve may be inoperative in the open position provided that the associated ECAM procedure is applied.

Refer to FCOM/PRO/ABN/WING ANTI ICE L (R) VALVE OPEN

_____ Reference(s) _____

(o) *Refer to OpsProc 30-11-01A Wing Anti-Ice Control Valve*

(m) *Refer to AMM 30-11-00-040-004*

P

30-11-01B Inoperative in the closed position

Repair interval	Nbr installed	Nbr required	Placard
C	2	0	Yes

P

- (m) One or both may be inoperative in the closed position provided that:

- 1) ETOPS is not conducted, and
- 2) The aircraft is not operated in known or forecast icing conditions.

_____ Reference(s) _____

(m) *Refer to AMM 30-11-00-040-001*

P



DRAGONAIR

A320/A321


MINIMUM EQUIPMENT LIST

MEL ITEMS

30 - ICE AND RAIN PROTECTION

30-11 - Wing Ice Protection

Intentionally left blank

 DRAGONAIR A320/A321 MINIMUM EQUIPMENT LIST	MEL ITEMS 30 - ICE AND RAIN PROTECTION 30-21 - Engine Air Intake Ice Protection
---	---

30-21-01	Engine Anti-Ice Valve
-----------------	------------------------------

Ident.: MI-30-21-00007898.0002001 / 29 NOV 11

Applicable to: ALL

30-21-01A Inoperative in the closed position

Repair interval	Nbr installed	Nbr required	Placard
C	2	1	Yes

P

- (m) One may be inoperative in the CLOSED position provided that:
- 1) ETOPS is not conducted, and
 - 2) The aircraft is not operated in known or forecast icing conditions.

_____ Reference(s) _____

(m) *Refer to AMM 30-21-00-040-020*

P

30-21-01C Inoperative in the open position

Repair interval	Nbr installed	Nbr required	Placard
C	2	0	Yes

P

- (o)(m) One or both may be inoperative in the open position provided that:
- 1) Performance penalties as per operational procedures are applied, and
 - 2) The OAT is below ISA + 35 °C .

_____ Reference(s) _____

(o) *Refer to OpsProc 30-21-01C Engine Anti-Ice Valve*

(m) *Refer to AMM 30-21-00-040-010*

P



DRAGONAIR

A320/A321


MINIMUM EQUIPMENT LIST

MEL ITEMS

30 - ICE AND RAIN PROTECTION

30-21 - Engine Air Intake Ice Protection

Intentionally left blank

 DRAGONAIR A320/A321 MINIMUM EQUIPMENT LIST	MEL ITEMS 30 - ICE AND RAIN PROTECTION 30-31 - Probe Ice Protection
---	---

30-31-01	Probe Heat Computer (PHC)
-----------------	------------------------------------

Ident.: MI-30-31-00007899.0001001 / 29 NOV 11

Applicable to: ALL

30-31-01A Associated probe heating operative

Repair interval	Nbr installed	Nbr required	Placard
C	3	2	No

A

S

- (m) One may be inoperative provided that the associated probe heating is checked operative before each flight.
Refer to Item 34-21-03 Standby IAS Indicator
Refer to Item 34-21-04 Bugs on the Standby IAS Indicator

Reference(s)

- (m) Refer to AMM 30-31-00-040-001

A

S

30-31-01B F/O PHC inoperative

Repair interval	Nbr installed	Nbr required	Placard
C	3	2	No

A

S

- (o)(m) The F/O PHC may be inoperative provided that the ADR s, heaters and failure alerts associated with the operative computers are checked operative before the first flight of each day.
Refer to Item 34-21-03 Standby IAS Indicator
Refer to Item 34-21-04 Bugs on the Standby IAS Indicator

Reference(s)

- (o) Refer to OpsProc 30-31-01B Probe Heat Computer (PHC)
- (m) Refer to AMM 30-31-00-040-005

A

S

Continued on the following page



DRAGONAIR

A320/A321
MINIMUM EQUIPMENT LIST

MEL ITEMS

30 - ICE AND RAIN PROTECTION

30-31 - Probe Ice Protection

Continued from the previous page

30-31-01C STBY PHC inoperative

Repair interval	Nbr installed	Nbr required	Placard
C	3	2	No

A **P**

(m) The STBY PHC may be inoperative provided that:

- 1) The ADR s, heaters and failure alerts associated with the operative computers are checked operative before the first flight of each day, and
- 2) The aircraft is not operated in visible moisture or in known or forecast icing conditions, and
- 3) The OAT at the departure airport is above 5 °C when the taxiway or the runway are contaminated with water or slush.

Refer to Item 34-21-03 Standby IAS Indicator

Refer to Item 34-21-04 Bugs on the Standby IAS Indicator

_____ Reference(s) _____

(m) *Refer to AMM 30-31-00-040-005*

A

P

30-31-02

Pitot Heater

Ident.: MI-30-31-00007900.0001001 / 29 NOV 11

Applicable to: ALL


30-31-02A F/O pitot heater inoperative

Repair interval	Nbr installed	Nbr required	Placard
C	3	2	No

A **S**

(o) (m) The F/O pitot heater may be inoperative provided that the ADR s, heaters and failure alerts associated with the CAPT and the STBY probes (pitot, static, AOA , TAT) are checked operative before the first flight of each day.

Continued on the following page

 <p>DRAGONAIR A320/A321 MINIMUM EQUIPMENT LIST</p>	<p align="center">MEL ITEMS 30 - ICE AND RAIN PROTECTION 30-31 - Probe Ice Protection</p>
--	---

Continued from the previous page

_____ Reference(s) _____

(o) Refer to OpsProc 30-31-02A Pitot Heater

(m) Refer to AMM 30-31-00-040-002

A
S

30-31-02B CAPT pitot heater inoperative

Repair interval	Nbr installed	Nbr required	Placard
C	3	2	No

A **P**

(m) The CAPT pitot heater may be inoperative provided that:

- 1) The ADR s, heaters and failure alerts associated with the F/O and the STBY probes (pitot, static, AOA , TAT) are checked operative before the first flight of each day, and
- 2) The aircraft is not operated in visible moisture or in known or forecast icing conditions.

_____ Reference(s) _____

(m) Refer to AMM 30-31-00-040-002

A
P

30-31-02C STBY pitot heater inoperative

Repair interval	Nbr installed	Nbr required	Placard
C	3	2	No

A **P**


(m) The STBY pitot heater may be inoperative provided that:

- 1) The ADR s, heaters and failure alerts associated with the CAPT and the F/O probes (pitot, static, AOA , TAT) are checked operative before the first flight of each day, and
- 2) The aircraft is not operated in visible moisture or in known or forecast icing conditions.

_____ Reference(s) _____

(m) Refer to AMM 30-31-00-040-002

A
P

 <p>DRAGONAIR A320/A321 MINIMUM EQUIPMENT LIST</p>	<p align="center">MEL ITEMS 30 - ICE AND RAIN PROTECTION 30-31 - Probe Ice Protection</p>
---	---

30-31-03	Static Ports Heater
-----------------	----------------------------

Ident.: MI-30-31-00007901.0001001 / 29 NOV 11

Applicable to: ALL

30-31-03A One STBY static port heater inoperative

Repair interval	Nbr installed	Nbr required	Placard
C	6	5	No

One STBY static ports heater may be inoperative.

30-31-03B Both STBY static port heater inoperative

Repair interval	Nbr installed	Nbr required	Placard
C	6	4	No

A **P**

(m) Both STBY static ports heaters may be inoperative provided that:

- 1) The ADR s, heaters and failure alerts associated with the CAPT and the F/O probes (pitot, static, AOA , TAT) are checked operative before the first flight of each day, and
- 2) The OAT at the departure airport is above 5 °C when the runway is contaminated with water or slush.

_____ Reference(s) _____

(m) Refer to AMM 30-31-00-040-003

A
P


30-31-03C One or both F/O static port heater inoperative

Repair interval	Nbr installed	Nbr required	Placard
C	6	4	No

A **S**

(o) (m) One or both F/O static ports heaters may be inoperative provided that the ADR s, heaters and failure alerts associated with the CAPT and the STBY probes (pitot, static, AOA , TAT) are checked operative before the first flight of each day.

Continued on the following page

 DRAGONAIR A320/A321 MINIMUM EQUIPMENT LIST	MEL ITEMS 30 - ICE AND RAIN PROTECTION 30-31 - Probe Ice Protection
---	---

Continued from the previous page

Reference(s)

(o) Refer to OpsProc 30-31-03C Static Ports Heater

(m) Refer to AMM 30-31-00-040-003

A
S

30-31-03D One or both CAPT static port heater inoperative

Repair interval	Nbr installed	Nbr required	Placard
C	6	4	No

A **P**

(m) One or both CAPT static ports heaters may be inoperative provided that:

- 1) The ADR s, heaters and failure alerts associated with the F/O and the STBY probes (pitot, static, AOA , TAT) are checked operative before the first flight of each day, and
- 2) The OAT at the departure airport is above 5 °C when the runway is contaminated with water or slush.

Reference(s)

(m) Refer to AMM 30-31-00-040-003

A
P

30-31-04	Angle of Attack (AOA) Probes Heating
-----------------	---

Ident.: MI-30-31-00007902.0001001 / 29 NOV 11

Applicable to: ALL

30-31-04A F/O AOA inoperative

Repair interval	Nbr installed	Nbr required	Placard
C	3	2	No

A **L** **P**

(o)(m) The F/O AOA probes heating may be inoperative provided that the ADR s, heaters and failure alerts associated with the CAPT and the STBY probes (pitot, static, AOA , TAT) are checked operative before the first flight of each day.

Continued on the following page



DRAGONAIR

A320/A321
MINIMUM EQUIPMENT LIST

MEL ITEMS

30 - ICE AND RAIN PROTECTION

30-31 - Probe Ice Protection

Continued from the previous page

Reference(s)

(o) Refer to OpsProc 30-31-04A Angle of Attack (AOA) Probes Heating (F/O inoperative)

(m) Refer to AMM 30-31-00-040-004

A
L
P

30-31-04B STBY AOA inoperative

Repair interval	Nbr installed	Nbr required	Placard
C	3	2	No

A **L** **P**

(o) (m) The STBY AOA probes heating may be inoperative provided that the ADR s, heaters and failure alerts associated with the CAPT and the F/O probes (pitot, static, AOA , TAT) are checked operative before the first flight of each day.

Reference(s)

(o) Refer to OpsProc 30-31-04B Angle of Attack (AOA) Probes Heating (CAPT or STBY inoperative)

(m) Refer to AMM 30-31-00-040-004

A
L
P

30-31-04C CAPT AOA inoperative


Repair interval	Nbr installed	Nbr required	Placard
C	3	2	No

A **L** **P**

(o) (m) The CAPT AOA probes heating may be inoperative provided that:

- 1) The ADR s, heaters and failure alerts associated with the F/O and the STBY probes (pitot, static, AOA , TAT) are checked operative before the first flight of each day, and
- 2) The aircraft is not operated in visible moisture or in known or forecast icing conditions

Continued on the following page

 DRAGONAIR A320/A321 MINIMUM EQUIPMENT LIST	MEL ITEMS 30 - ICE AND RAIN PROTECTION 30-31 - Probe Ice Protection
---	---

Continued from the previous page

Reference(s)

- (o) Refer to OpsProc 30-31-04C Angle of Attack (AOA) Probes Heating (CAPT or STBY inoperative)
- (m) Refer to AMM 30-31-00-040-004

A

L

P

30-31-05	TAT Probes Heating
-----------------	---------------------------

Ident.: MI-30-31-00007903.0001001 / 29 NOV 11

Applicable to: ALL

30-31-05A One inoperative

Repair interval	Nbr installed	Nbr required	Placard
C	2	1	No

One may be inoperative.

30-31-05B Both inoperative

Repair interval	Nbr installed	Nbr required	Placard
C	2	0	No

P

Both may be inoperative provided that the aircraft is not operated in visible moisture or in known or forecast icing conditions.

Reference(s)

P



DRAGONAIR

A320/A321


MINIMUM EQUIPMENT LIST

MEL ITEMS

30 - ICE AND RAIN PROTECTION

30-31 - Probe Ice Protection

Intentionally left blank

 DRAGONAIR A320/A321 MINIMUM EQUIPMENT LIST	MEL ITEMS 30 - ICE AND RAIN PROTECTION 30-42 - Windshield Anti-Icing and Defogging
---	--

30-42-01	Window Heat Computer
-----------------	-----------------------------

Ident.: MI-30-42-00007912.0001001 / 29 NOV 11

Applicable to: ALL

30-42-01A

Repair interval	Nbr installed	Nbr required	Placard
C	2	1	No

A **L** **P**

- (o) (m) One may be inoperative provided that:
- 1) The aircraft is not operated in known or forecast icing conditions, and

2) All heaters and failure alerts on the front and sliding windows associated with the operative computer are checked operative before the first flight of each day.
- Reference(s)

(o) Refer to OpsProc 30-42-01A Window Heat Computer

(m) Refer to AMM 30-42-00-040-001

A
L
P

30-42-02	Fixed Lateral Window and Sliding Window Heating
-----------------	--

Ident.: MI-30-42-00007913.0001001 / 29 NOV 11

Applicable to: ALL

30-42-02A

Repair interval	Nbr installed	Nbr required	Placard
C	4	0	No

One or more may be inoperative.



DRAGONAIR

A320/A321
MINIMUM EQUIPMENT LIST

MEL ITEMS

30 - ICE AND RAIN PROTECTION
30-42 - Windshield Anti-Icing and Defogging

30-42-03

Windshield Heating

Ident.: MI-30-42-00007915.0001001 / 29 NOV 11

Applicable to: ALL

30-42-03A

Repair interval	Nbr installed	Nbr required	Placard
C	2	1	No

L **P**

- (o) One may be inoperative provided that the aircraft is not operated in known or forecast icing conditions.

_____ Reference(s) _____

- (o) *Refer to OpsProc 30-42-03A Windshield Heating*

L
P

30-42-04

PROBES/WINDOW HEAT pb-sw AUTO Control


Ident.: MI-30-42-00007918.0001001 / 29 NOV 11

Applicable to: ALL

30-42-04A

Repair interval	Nbr installed	Nbr required	Placard
C	1	0	Yes

Automatic control may be inoperative provided that the PROBES/WINDOW HEAT system is manually selected.

 DRAGONAIR A320/A321 MINIMUM EQUIPMENT LIST	MEL ITEMS 30 - ICE AND RAIN PROTECTION 30-42 - Windshield Anti-Icing and Defogging
---	--

30-42-05	PROBES/WINDOW HEAT pb-sw ON light
-----------------	--

Ident.: MI-30-42-00007921.0001001 / 29 NOV 11

Applicable to: ALL

30-42-05A

Repair interval	Nbr installed	Nbr required	Placard
C	1	0	Yes

May be inoperative.



DRAGONAIR

A320/A321


MINIMUM EQUIPMENT LIST

MEL ITEMS

30 - ICE AND RAIN PROTECTION

30-42 - Windshield Anti-Icing and Defogging

Intentionally left blank

 DRAGONAIR A320/A321 MINIMUM EQUIPMENT LIST	MEL ITEMS 30 - ICE AND RAIN PROTECTION 30-45 - Windshield Rain Protection
---	---

30-45-01	Windshield Wiper
-----------------	-------------------------

Ident.: MI-30-45-00007927.0001001 / 29 NOV 11

Applicable to: ALL

30-45-01A One inoperative on the PM side

Repair interval	Nbr installed	Nbr required	Placard
A	2	1	Yes

S

One may be inoperative on the PM side for three flights.

_____ Reference(s) _____

S

30-45-01B One or both inoperative

Repair interval	Nbr installed	Nbr required	Placard
C	2	0	Yes

L P

(o) One or both may be inoperative provided that:

- 1) The aircraft is not operated in precipitation within departure and arrival areas, and
- 2) The approach minima do not require their use.

_____ Reference(s) _____

(o) *Refer to OpsProc 30-45-01B Windshield Wiper*

L

P

30-45-01C Rain repellent system operative

Repair interval	Nbr installed	Nbr required	Placard
C	2	1	Yes

One may be inoperative provided that the associated rain repellent system is installed and operative.



DRAGONAIR

A320/A321
MINIMUM EQUIPMENT LIST

MEL ITEMS

30 - ICE AND RAIN PROTECTION

30-45 - Windshield Rain Protection

30-45-02

Windshield Wiper PARK Function

Ident.: MI-30-45-00007929.0001001 / 29 NOV 11

Applicable to: ALL

30-45-02A One or both inoperative

Repair interval	Nbr installed	Nbr required	Placard
C	2	0	Yes

One or both may be inoperative provided that the associated wipers can be positioned in a location that will not obstruct forward vision.

30-45-02B One or both inoperative and removed

Repair interval	Nbr installed	Nbr required	Placard
-	2	0	No

[S]

(m) One or both may be inoperative provided that the associated wipers are removed.

Refer to Item 30-45-01 Windshield Wiper

_____ Reference(s) _____

(m) *Refer to AMM 30-45-00-040-003*

[S]

30-45-03

Rain Repellent System


Ident.: MI-30-45-00007931.0001001 / 29 NOV 11

Applicable to: ALL

30-45-03A

Repair interval	Nbr installed	Nbr required	Placard
D	2	0	Yes

One or both may be inoperative.

 <p>DRAGONAIR A320/A321 MINIMUM EQUIPMENT LIST</p>	<p>MEL ITEMS 30 - ICE AND RAIN PROTECTION 30-71 - Waste Water Ice Protection</p>
--	--

30-71-01	Waste Water Drain Mast Heating System
-----------------	--

Ident.: MI-30-71-00007934.0001001 / 29 NOV 11
Applicable to: ALL

30-71-01A

Repair interval	Nbr installed	Nbr required	Placard
C	2	0	No

S

- (m) One or both may be inoperative provided that:
- 1) The associated galleys and lavatories are not used, and

2) The associated lavatory water supplies are closed, and

3) Associated lavatory door is placarded 'INOPERATIVE' and locked closed.

Reference(s)

- (m) Refer to AMM 30-71-00-040-001

S



DRAGONAIR

A320/A321


MINIMUM EQUIPMENT LIST

MEL ITEMS

30 - ICE AND RAIN PROTECTION

30-71 - Waste Water Ice Protection

Intentionally left blank

 DRAGONAIR A320/A321 MINIMUM EQUIPMENT LIST	MEL ITEMS 30 - ICE AND RAIN PROTECTION 30-81 - Ice Detection
---	--

30-81-02	External Visual Icing Indicator
-----------------	--

Ident.: MI-30-81-00008017.0001001 / 29 NOV 11
Applicable to: ALL

30-81-02A

Repair interval	Nbr installed	Nbr required	Placard
-	-	-	No

Refer to CDL/MCDL-30-01 Icing Indicator

30-81-03	Lighting of External Visual Icing Indicator
-----------------	--

Ident.: MI-30-81-00008018.0001001 / 29 NOV 11
Applicable to: ALL

30-81-03A

Repair interval	Nbr installed	Nbr required	Placard
D	1	0	No

- (o) May be inoperative.

_____ Reference(s) _____
- (o) *Refer to OpsProc 30-81-03A Lighting of External Visual Icing Indicator*



DRAGONAIR

A320/A321


MINIMUM EQUIPMENT LIST

MEL ITEMS

30 - ICE AND RAIN PROTECTION

30-81 - Ice Detection

Intentionally left blank

 DRAGONAIR A320/A321 MINIMUM EQUIPMENT LIST	MEL ITEMS 31 - INDICATING/RECORDING SYSTEMS 31-00 - MAINTENANCE Message on the STATUS SD page
---	---

31-00-01	QAR MAINTENANCE Message
-----------------	--------------------------------

Ident.: MI-31-00-00007776.0001001 / 29 NOV 11

Applicable to: ALL

31-00-01A

Repair interval	Nbr installed	Nbr required	Placard
D	–	–	No

S

QAR MAINTENANCE message may be displayed on the STATUS SD page .

Reference(s)

S

31-00-02	ACMS MAINTENANCE Message
-----------------	---------------------------------

Ident.: MI-31-00-00007777.0002001 / 29 NOV 11

Applicable to: ALL

31-00-02A


Repair interval	Nbr installed	Nbr required	Placard
D	–	–	No

S

ACMS MAINTENANCE message may be displayed on the STATUS SD page.

Reference(s)

S

 DRAGONAIR A320/A321 MINIMUM EQUIPMENT LIST	MEL ITEMS 31 - INDICATING/RECORDING SYSTEMS 31-00 - MAINTENANCE Message on the STATUS SD page
--	---

31-00-03	DAR <u>MAINTENANCE</u> Message
-----------------	---------------------------------------

Ident.: MI-31-00-00007778.0001001 / 29 NOV 11

Applicable to: ALL

31-00-03A

Repair interval	Nbr installed	Nbr required	Placard
D	–	–	No

S

DAR MAINTENANCE message may be displayed on the STATUS SD page.

_____ Reference(s) _____

S

31-00-04	CFDIU <u>MAINTENANCE</u> Message
-----------------	---

Ident.: MI-31-00-00007779.0001001 / 29 NOV 11

Applicable to: ALL

31-00-04A


Repair interval	Nbr installed	Nbr required	Placard
C	–	–	No

S

CFDIU MAINTENANCE message may be displayed on the STATUS SD page.

_____ Reference(s) _____

S

 DRAGONAIR A320/A321 MINIMUM EQUIPMENT LIST	MEL ITEMS 31 - INDICATING/RECORDING SYSTEMS 31-00 - MAINTENANCE Message on the STATUS SD page
---	---

31-00-05	DMC 1/3 MAINTENANCE Message
-----------------	------------------------------------

Ident.: MI-31-00-00007780.0001001 / 29 NOV 11

Applicable to: ALL

31-00-05A

Repair interval	Nbr installed	Nbr required	Placard
C	–	–	No

S

DMC 1/3 MAINTENANCE message may be displayed on the STATUS SD page provided that the DMC 2/3 MAINTENANCE message is not displayed on the STATUS SD page.

_____ Reference(s) _____

S

31-00-06	DMC 2/3 MAINTENANCE Message
-----------------	------------------------------------

Ident.: MI-31-00-00007781.0001001 / 29 NOV 11

Applicable to: ALL

31-00-06A

Repair interval	Nbr installed	Nbr required	Placard
C	–	–	No

S

DMC 2/3 MAINTENANCE message may be displayed on the STATUS SD page.

_____ Reference(s) _____

S



DRAGONAIR

A320/A321


MINIMUM EQUIPMENT LIST

MEL ITEMS

31 - INDICATING/RECORDING SYSTEMS

31-00 - MAINTENANCE Message on the STATUS SD page

Intentionally left blank

 DRAGONAIR A320/A321 MINIMUM EQUIPMENT LIST	MEL ITEMS 31 - INDICATING/RECORDING SYSTEMS 31-05 - Indications on the Primary Flight Display (PFD)
---	---

31-05-01	AP Related Indications on the FMA
-----------------	--

Ident.: MI-31-05-00007820.0001001 / 22 MAR 10

Applicable to: ALL

31-05-01A

Repair interval	Nbr installed	Nbr required	Placard
-	-	-	-

Refer to Item 22-05-01 AP Related Indications on the FMA

31-05-02	A/THR Related Indications on the FMA
-----------------	---

Ident.: MI-31-05-00007821.0001001 / 22 MAR 10

Applicable to: ALL

31-05-02A

Repair interval	Nbr installed	Nbr required	Placard
-	-	-	-

Refer to Item 22-05-02 A/THR Related Indications on the FMA

31-05-03	Approach and Landing Capabilities on the FMA
-----------------	---

Ident.: MI-31-05-00007822.0001001 / 22 MAR 10

Applicable to: ALL

31-05-03A

Repair interval	Nbr installed	Nbr required	Placard
-	-	-	-

Refer to Item 22-05-03 Approach and Landing Capabilities on the FMA

**DRAGONAIR****A320/A321**
MINIMUM EQUIPMENT LIST**MEL ITEMS****31 - INDICATING/RECORDING SYSTEMS**

31-05 - Indications on the Primary Flight Display (PFD)

31-05-04**Special Messages on the FMA**

Ident.: MI-31-05-00007823.0001001 / 22 MAR 10

Applicable to: ALL

31-05-04A

Repair interval	Nbr installed	Nbr required	Placard
–	–	–	–

*Refer to Item 22-05-04 Special Messages on the FMA***31-05-05****Actual Airspeed Reference Line and Scale Indications on the PFD**

Ident.: MI-31-05-00007824.0001001 / 22 MAR 10

Applicable to: ALL

31-05-05A

Repair interval	Nbr installed	Nbr required	Placard
–	–	–	–

*Refer to Item 34-05-01 Actual Airspeed Reference Line and Scale Indication on the PFD***31-05-06****Mach Number Indication on the PFD**


Ident.: MI-31-05-00007825.0001001 / 22 MAR 10

Applicable to: ALL

31-05-06A

Repair interval	Nbr installed	Nbr required	Placard
–	–	–	–

Refer to Item 34-05-02 Mach Number Indication on the PFD

 DRAGONAIR A320/A321 MINIMUM EQUIPMENT LIST	MEL ITEMS 31 - INDICATING/RECORDING SYSTEMS 31-05 - Indications on the Primary Flight Display (PFD)
---	---

31-05-07	VMO / MMO Characteristic Speed Indication on the PFD
-----------------	---

Ident.: MI-31-05-00007826.0001001 / 22 MAR 10

Applicable to: ALL

31-05-07A

Repair interval	Nbr installed	Nbr required	Placard
-	-	-	-

Refer to Item 34-05-03 VMO/MMO Characteristic Speed Indication on the PFD

31-05-08	Altitude Indication on the PFD
-----------------	---------------------------------------

Ident.: MI-31-05-00007827.0001001 / 22 MAR 10

Applicable to: ALL

31-05-08A

Repair interval	Nbr installed	Nbr required	Placard
-	-	-	-

Refer to Item 34-05-04 Altitude Indication on the PFD

31-05-09	Vertical Speed Indication on the PFD
-----------------	---

Ident.: MI-31-05-00007828.0001001 / 22 MAR 10

Applicable to: ALL

31-05-09A

Repair interval	Nbr installed	Nbr required	Placard
-	-	-	-

Refer to Item 34-05-06 Vertical Speed in Inertial Mode Indication on the PFD

**DRAGONAIR****A320/A321**
MINIMUM EQUIPMENT LIST**MEL ITEMS****31 - INDICATING/RECORDING SYSTEMS**

31-05 - Indications on the Primary Flight Display (PFD)

31-05-10**Other Air Data Related Indications on the PFD**

Ident.: MI-31-05-00007829.0001001 / 22 MAR 10

Applicable to: **ALL****31-05-10A**

Repair interval	Nbr installed	Nbr required	Placard
–	–	–	–

*Refer to Item 34-05-07 Other Air Data Related Indications on the PFD***31-05-11****Attitude Indication on the PFD**

Ident.: MI-31-05-00007830.0001001 / 22 MAR 10

Applicable to: **ALL****31-05-11A**

Repair interval	Nbr installed	Nbr required	Placard
–	–	–	–


*Refer to Item 34-05-08 Attitude Indication on the PFD***31-05-12****Heading Indication on the PFD**

Ident.: MI-31-05-00007831.0001001 / 22 MAR 10

Applicable to: **ALL****31-05-12A**

Repair interval	Nbr installed	Nbr required	Placard
–	–	–	–

Refer to Item 34-05-09 Heading Indication on the PFD

 DRAGONAIR A320/A321 MINIMUM EQUIPMENT LIST	MEL ITEMS 31 - INDICATING/RECORDING SYSTEMS 31-06 - Indications on the Navigation Display (ND)
---	--

31-06-01	Ground Speed Indication on the ND
-----------------	--

Ident.: MI-31-06-00007832.0001001 / 22 MAR 10

Applicable to: ALL

31-06-01A

Repair interval	Nbr installed	Nbr required	Placard
–	–	–	–

Refer to Item 34-06-01 Ground Speed Indication on the ND

31-06-02	True Air Speed Indication on the ND
-----------------	--

Ident.: MI-31-06-00007834.0001001 / 22 MAR 10

Applicable to: ALL

31-06-02A

Repair interval	Nbr installed	Nbr required	Placard
–	–	–	–

Refer to Item 34-06-02 True Air Speed Indication on the ND

31-06-03	Wind Indication on the ND
-----------------	----------------------------------


Ident.: MI-31-06-00007835.0001001 / 22 MAR 10

Applicable to: ALL

31-06-03A

Repair interval	Nbr installed	Nbr required	Placard
–	–	–	–

Refer to Item 34-06-03 Wind Indication on the ND

 DRAGONAIR A320/A321 MINIMUM EQUIPMENT LIST	MEL ITEMS 31 - INDICATING/RECORDING SYSTEMS 31-06 - Indications on the Navigation Display (ND)
---	--

31-06-04	Heading Indication on the ND
-----------------	-------------------------------------

Ident.: MI-31-06-00007836.0001001 / 22 MAR 10

Applicable to: ALL

31-06-04A

Repair interval	Nbr installed	Nbr required	Placard
-	-	-	-

Refer to Item 34-06-04 Heading Indication on the ND

31-06-05	Position (Aircraft Symbol) Indication on the ND
-----------------	--

Ident.: MI-31-06-00007839.0001001 / 22 MAR 10

Applicable to: ALL

31-06-05A

Repair interval	Nbr installed	Nbr required	Placard
-	-	-	-

Refer to Item 34-06-05 Position (Aircraft Symbol) Indication on the ND

31-06-06	Navigation Station Information on the ND
-----------------	---


Ident.: MI-31-06-00007845.0001001 / 22 MAR 10

Applicable to: ALL

31-06-06A

Repair interval	Nbr installed	Nbr required	Placard
-	-	-	-

Refer to Item 34-06-06 Radio Nav aids Indications on the ND

 DRAGONAIR A320/A321 MINIMUM EQUIPMENT LIST	MEL ITEMS 31 - INDICATING/RECORDING SYSTEMS 31-06 - Indications on the Navigation Display (ND)
---	--

31-06-07	Chrono Indication on the ND
-----------------	------------------------------------

Ident.: MI-31-06-00007846.0001001 / 22 MAR 10

Applicable to: ALL

31-06-07A

Repair interval	Nbr installed	Nbr required	Placard
-	-	-	-

Refer to Item 34-06-07 Chrono Indication on the ND



DRAGONAIR

A320/A321


MINIMUM EQUIPMENT LIST

MEL ITEMS

31 - INDICATING/RECORDING SYSTEMS

31-06 - Indications on the Navigation Display (ND)

Intentionally left blank

 DRAGONAIR A320/A321 MINIMUM EQUIPMENT LIST	MEL ITEMS 31 - INDICATING/RECORDING SYSTEMS 31-07 - Indications on the System Display (SD)
---	--

31-07-01	Indications on the System Display pages
-----------------	--

Ident.: MI-31-07-00007848.0001001 / 22 MAR 10

Applicable to: ALL

31-07-01A

Repair interval	Nbr installed	Nbr required	Placard
-	-	-	No

Refer to corresponding item in the associated ATA chapter.

31-07-02	Permanent Data (TAT , SAT , GLOAD - ALT SEL, UTC , GW) Indications on the SD
-----------------	---

Ident.: MI-31-07-00007850.0001001 / 29 NOV 11

Applicable to: B-HSD, B-HSE, B-HSG, B-HSI, B-HSJ, B-HSK, B-HTD, B-HTE, B-HTF, B-HTG

31-07-02A

Repair interval	Nbr installed	Nbr required	Placard
C	6	1	No

- (o) TAT indication must be available.

_____ Reference(s) _____

- (o) *Refer to OpsProc 31-07-02A Permanent Data Indications on the SD*

31-07-02	Permanent Data (TAT , SAT , GLOAD, UTC , GW) Indications on the SD
-----------------	---

Ident.: MI-31-07-00007850.0002001 / 29 NOV 11

Applicable to: B-HTH, B-HTI

31-07-02A

Repair interval	Nbr installed	Nbr required	Placard
C	5	1	No

- (o) TAT indication must be available.

_____ Reference(s) _____

- (o) *Refer to OpsProc 31-07-02A Permanent Data Indications on the SD*



DRAGONAIR

A320/A321
MINIMUM EQUIPMENT LIST

MEL ITEMS

31 - INDICATING/RECORDING SYSTEMS
31-07 - Indications on the System Display (SD)

31-07-02

**Permanent Data (TAT , SAT , ISA , GLOAD -
ALT SEL, UTC , GW) Indications on the SD**

Ident.: MI-31-07-00007850.0003001 / 29 NOV 11

Applicable to: B-HSQ, B-HSR

31-07-02A

Repair interval	Nbr installed	Nbr required	Placard
C	7	1	No

- (o) TAT indication must be available.

_____ Reference(s) _____

- (o) *Refer to OpsProc 31-07-02A Permanent Data Indications on the SD*

31-07-02

**Permanent Data (TAT , SAT , ISA ,
GLOAD, UTC , GW) Indications on the SD**

Ident.: MI-31-07-00007850.0004001 / 29 NOV 11

Applicable to: B-HSL, B-HSM, B-HSN, B-HSO, B-HSP


31-07-02A

Repair interval	Nbr installed	Nbr required	Placard
C	6	1	No

- (o) TAT indication must be available.

_____ Reference(s) _____

- (o) *Refer to OpsProc 31-07-02A Permanent Data Indications on the SD*

 DRAGONAIR A320/A321 MINIMUM EQUIPMENT LIST	MEL ITEMS 31 - INDICATING/RECORDING SYSTEMS 31-08 - Indications on the Engine Warning Display (EWD)
---	---

31-08-01	Engine Parameter Indications on the EWD
-----------------	--

Ident.: MI-31-08-00007851.0001001 / 22 MAR 10

Applicable to: ALL

31-08-01A

Repair interval	Nbr installed	Nbr required	Placard
-	-	-	No

Refer to 77-08

31-08-02	Fuel On Board (FOB) Indication on the EWD
-----------------	--

Ident.: MI-31-08-00007852.0001001 / 22 MAR 10

Applicable to: ALL

31-08-02A

Repair interval	Nbr installed	Nbr required	Placard
-	-	-	-

Refer to Item 28-07-01-01 Fuel On Board (FOB) Indication on the FUEL SD page

31-08-03	MEMO Messages on the EWD
-----------------	---------------------------------

Ident.: MI-31-08-00007853.0001001 / 22 MAR 10

Applicable to: ALL

31-08-03A

Repair interval	Nbr installed	Nbr required	Placard
C	-	0	No

One or more may be inoperative.



DRAGONAIR

A320/A321

MINIMUM EQUIPMENT LIST

MEL ITEMS

31 - INDICATING/RECORDING SYSTEMS

31-08 - Indications on the Engine Warning Display (EWD)

31-08-04

Slats/Flaps Position Indications on the EWD

Ident.: MI-31-08-00007854.0001001 / 29 NOV 11

Applicable to: ALL


31-08-04A

Repair interval	Nbr installed	Nbr required	Placard
-	-	-	-

Refer to Item 27-08-01 Flap Position Indication on the EWD

Refer to Item 27-08-02 Slat Position Indication on the EWD

Note: Apply both MEL Items.

 DRAGONAIR A320/A321 MINIMUM EQUIPMENT LIST	MEL ITEMS 31 - INDICATING/RECORDING SYSTEMS 31-20 - Independent Instruments
---	---

31-20-01	Electrical Clock Indicator
-----------------	-----------------------------------

Ident.: MI-31-20-00007782.0001001 / 29 NOV 11
Applicable to: ALL

31-20-01A

Repair interval	Nbr installed	Nbr required	Placard
C	1	0	Yes

- (o) May be inoperative provided that:
 - 1) The UTC indication from the CFDIU is operative on the permanent data of the SD , and
 - 2) A chrono indication is operative on at least one ND .

_____ Reference(s) _____

- (o) *Refer to OpsProc 31-20-01A Electrical Clock Indicator*



DRAGONAIR

A320/A321


MINIMUM EQUIPMENT LIST

MEL ITEMS

31 - INDICATING/RECORDING SYSTEMS

31-20 - Independent Instruments

Intentionally left blank

 DRAGONAIR A320/A321 MINIMUM EQUIPMENT LIST	MEL ITEMS 31 - INDICATING/RECORDING SYSTEMS 31-30 - Centralized Fault Display System (CFDS) and Data Recording System
---	---

31-30-01	Centralized Fault Display System (CFDS)
-----------------	--

Ident.: MI-31-30-00007784.0001001 / 22 MAR 10

Applicable to: ALL

31-30-01A

Repair interval	Nbr installed	Nbr required	Placard
C	1	0	No

May be inoperative.

31-30-02	Digital AIDS Recorder (DAR)
-----------------	------------------------------------

Ident.: MI-31-30-00007785.0001001 / 29 NOV 11


Applicable to: ALL

31-30-02A

Repair interval	Nbr installed	Nbr required	Placard
-	-	-	-

Refer to Item 31-00-03 DAR MAINTENANCE Message

Note: Failure of DAR is indicated by a MAINTENANCE message on the STATUS SD page .

 <p>DRAGONAIR A320/A321 MINIMUM EQUIPMENT LIST</p>	<p>MEL ITEMS 31 - INDICATING/RECORDING SYSTEMS 31-30 - Centralized Fault Display System (CFDS) and Data Recording System</p>
---	--

31-30-03	Digital Flight Data Recorder (DFDR)
----------	-------------------------------------

Ident.: MI-31-30-00007786.0001001 / 29 NOV 11

Applicable to: ALL

31-30-03A

Repair interval	Nbr installed	Nbr required	Placard
A	1	0	No

S

May be inoperative for a maximum of 8 sectors or 72 hours elapsed, whichever occurs first, provided that:

- 1) The CVR is operative, and
- 2) The aircraft does not depart Hong Kong.

Note: DFR must be operative ex-HKG unless: If the DFR is found to be inoperative during crew predeparture checks, then the defect can be entered in the Maintenance Log for rectification at next HKG transit.

Reference(s)

S

31-30-04	Data Management Unit (DMU)
----------	----------------------------


Ident.: MI-31-30-00007787.0001001 / 15 SEP 10

Applicable to: B-HSD, B-HSE, B-HSG, B-HSI, B-HSJ, B-HTD, B-HTE, B-HTF

31-30-04A

Repair interval	Nbr installed	Nbr required	Placard
C	–	0	No

May be inoperative.

 <p>DRAGONAIR A320/A321 MINIMUM EQUIPMENT LIST</p>	<p align="center">MEL ITEMS</p> <p align="center">31 - INDICATING/RECORDING SYSTEMS</p> <p>31-30 - Centralized Fault Display System (CFDS) and Data Recording System</p>
--	--

31-30-04	Data Management Unit (DMU) part of Flight Data Interface and Management Unit(FDIMU)
-----------------	--

Ident.: MI-31-30-00007787.0002001 / 29 NOV 11

Applicable to: B-HSK, B-HSL, B-HSM, B-HSN, B-HSO, B-HSP, B-HSQ, B-HSR, B-HTG, B-HTH, B-HTI

31-30-04A

Repair interval	Nbr installed	Nbr required	Placard
C	–	0	No

May be inoperative.

31-30-05	Flight Data Interface Unit (FDIU)
-----------------	--

Ident.: MI-31-30-00007788.0001001 / 29 NOV 11

Applicable to: ALL

31-30-05A

Repair interval	Nbr installed	Nbr required	Placard
A	1	0	No


S

May be inoperative.

*Note: If FDIU is inoperative the DFDR and the QAR are inoperative.
Refer to Item 31-30-03 Digital Flight Data Recorder (DFDR) , and
Refer to Item 31-30-06 Quick Access Recorder (QAR)*

_____ Reference(s) _____

S

 DRAGONAIR A320/A321 MINIMUM EQUIPMENT LIST	MEL ITEMS 31 - INDICATING/RECORDING SYSTEMS 31-30 - Centralized Fault Display System (CFDS) and Data Recording System
---	---

31-30-06	Quick Access Recorder (QAR)
-----------------	------------------------------------

Ident.: MI-31-30-00007789.0001001 / 29 NOV 11
Applicable to: ALL

31-30-06A

Repair interval	Nbr installed	Nbr required	Placard
—	—	—	—

Refer to Item 31-00-01 QAR MAINTENANCE Message

Note: Failure of QAR is indicated by a MAINTENANCE message on the STATUS SD page .

31-30-07	Printer
-----------------	----------------

Ident.: MI-31-30-00007790.0001001 / 29 NOV 11
Applicable to: ALL

31-30-07A


Repair interval	Nbr installed	Nbr required	Placard
B	1	0	No

P

May be inoperative.

_____ Reference(s) _____

P

 DRAGONAIR A320/A321 MINIMUM EQUIPMENT LIST	MEL ITEMS 31 - INDICATING/RECORDING SYSTEMS 31-38 - Up and Down Data Loading System Acquisition/Interface and Equipment
--	--

31-38-01	DATA LOADING selector
-----------------	------------------------------

Ident.: MI-31-38-00007791.0001001 / 29 NOV 11

Applicable to: B-HSJ, B-HSK, B-HSL, B-HSM, B-HSN, B-HSO, B-HSP, B-HSQ, B-HSR, B-HTG, B-HTH, B-HTI

31-38-01A

Repair interval	Nbr installed	Nbr required	Placard
D	1	0	Yes

May be inoperative.

31-38-02	Data Loading Routing Box (DLRB)
-----------------	--

Ident.: MI-31-38-00007792.0001001 / 29 NOV 11

Applicable to: B-HSJ, B-HSK, B-HSL, B-HSM, B-HSN, B-HSO, B-HSP, B-HSQ, B-HSR, B-HTG, B-HTH, B-HTI

31-38-02A

Repair interval	Nbr installed	Nbr required	Placard
D	1	0	No

May be inoperative.

31-38-03	Multipurpose Disk Drive Unit (MDDU)
-----------------	--

Ident.: MI-31-38-00007793.0001001 / 29 NOV 11

Applicable to: B-HSJ, B-HSK, B-HSL, B-HSM, B-HSN, B-HSO, B-HSP, B-HSQ, B-HSR, B-HTG, B-HTH, B-HTI

31-38-03A

Repair interval	Nbr installed	Nbr required	Placard
D	1	0	No

May be inoperative.



DRAGONAIR

A320/A321

MINIMUM EQUIPMENT LIST


MEL ITEMS

31 - INDICATING/RECORDING SYSTEMS

31-38 - Up and Down Data Loading System

Acquisition/Interface and Equipment

Intentionally left blank

 DRAGONAIR A320/A321 MINIMUM EQUIPMENT LIST	MEL ITEMS 31 - INDICATING/RECORDING SYSTEMS 31-53 - Flight Warning Computer (FWC)
---	---

31-53-01	Flight Warning Computer (FWC)
-----------------	--

Ident.: MI-31-53-00007794.0001001 / 29 NOV 11

Applicable to: ALL

31-53-01A

Repair interval	Nbr installed	Nbr required	Placard
C	2	1	No

☐ ☐

(o) FWC 2 may be inoperative.

Reference(s)

(o) Refer to OpsProc 31-53-01A Flight Warning Computer (FWC)

☐
☐

31-53-02	MASTER CAUTION Cancel Function
-----------------	---------------------------------------

Ident.: MI-31-53-00007795.0001001 / 29 NOV 11

Applicable to: ALL

31-53-02A

Repair interval	Nbr installed	Nbr required	Placard
C	2	1	No

One may be inoperative.

31-53-03	MASTER WARN Cancel Function
-----------------	------------------------------------


Ident.: MI-31-53-00007796.0001001 / 22 MAR 10

Applicable to: ALL

31-53-03A

Repair interval	Nbr installed	Nbr required	Placard
C	2	1	No

One may be inoperative.

 DRAGONAIR A320/A321 MINIMUM EQUIPMENT LIST	MEL ITEMS 31 - INDICATING/RECORDING SYSTEMS 31-53 - Flight Warning Computer (FWC)
--	---

31-53-04	MASTER CAUTION light
-----------------	-----------------------------

Ident.: MI-31-53-00007797.0001001 / 29 NOV 11

Applicable to: ALL

31-53-04A

Repair interval	Nbr installed	Nbr required	Placard
C	2	1	Yes

One may be inoperative.

31-53-05	MASTER WARN light
-----------------	--------------------------

Ident.: MI-31-53-00007798.0001001 / 22 MAR 10

Applicable to: ALL

31-53-05A

Repair interval	Nbr installed	Nbr required	Placard
C	2	1	Yes

One may be inoperative.

31-53-06	Altitude Alert
-----------------	-----------------------

Ident.: MI-31-53-00007799.0001001 / 29 NOV 11

Applicable to: ALL

31-53-06A

Repair interval	Nbr installed	Nbr required	Placard
C	1	0	No


P

- (o) May be inoperative provided that:
 - 1) The aircraft does not depart Hong Kong, and
 - 2) One Autopilot with altitude hold function is operative.

Reference(s)

- (o) Refer to OpsProc 31-53-06A Altitude Alert

P

 DRAGONAIR A320/A321 MINIMUM EQUIPMENT LIST	MEL ITEMS 31 - INDICATING/RECORDING SYSTEMS 31-55 - System Data Acquisition Concentrator (SDAC)
---	---

31-55-01	System Data Acquisition Concentrator (SDAC)
-----------------	--

Ident.: MI-31-55-00007800.0001001 / 15 SEP 10
Applicable to: ALL

31-55-01A

Repair interval	Nbr installed	Nbr required	Placard
C	2	1	No

SDAC 2 may be inoperative.



DRAGONAIR


A320/A321
MINIMUM EQUIPMENT LIST

MEL ITEMS

31 - INDICATING/RECORDING SYSTEMS

31-55 - System Data Acquisition Concentrator (SDAC)

Intentionally left blank

 DRAGONAIR A320/A321 MINIMUM EQUIPMENT LIST	MEL ITEMS 31 - INDICATING/RECORDING SYSTEMS 31-56 - ECAM Control Panel (ECP)
---	--

31-56-01	System Page Manual Call pb on the ECP
-----------------	--

Ident.: MI-31-56-00007801.0001001 / 22 MAR 10

Applicable to: ALL

31-56-01A

Repair interval	Nbr installed	Nbr required	Placard
C	11	0	Yes

One or more may be inoperative.

31-56-02	ALL pb on the ECP
-----------------	--------------------------

Ident.: MI-31-56-00007802.0001001 / 22 MAR 10

Applicable to: ALL

31-56-02A

Repair interval	Nbr installed	Nbr required	Placard
-	1	1	No

Must be operative.

31-56-03	CLR pb on the ECP
-----------------	--------------------------

Ident.: MI-31-56-00007803.0001001 / 22 MAR 10

Applicable to: ALL

31-56-03A

Repair interval	Nbr installed	Nbr required	Placard
C	2	1	Yes

One may be inoperative.

**DRAGONAIR****A320/A321**
MINIMUM EQUIPMENT LIST**MEL ITEMS****31 - INDICATING/RECORDING SYSTEMS**

31-56 - ECAM Control Panel (ECP)

31-56-04**EMER CANC pb on the ECP**

Ident.: MI-31-56-00007804.0001001 / 22 MAR 10

Applicable to: **ALL****31-56-04A**

Repair interval	Nbr installed	Nbr required	Placard
–	1	1	No

Must be operative.

31-56-05**RCL pb on the ECP**

Ident.: MI-31-56-00007805.0001001 / 22 MAR 10

Applicable to: **ALL****31-56-05A**

Repair interval	Nbr installed	Nbr required	Placard
–	1	1	No

Must be operative.


31-56-06**STS pb on the ECP**

Ident.: MI-31-56-00007806.0001001 / 22 MAR 10

Applicable to: **ALL****31-56-06A**

Repair interval	Nbr installed	Nbr required	Placard
C	1	0	Yes

May be inoperative.

 DRAGONAIR A320/A321 MINIMUM EQUIPMENT LIST	MEL ITEMS 31 - INDICATING/RECORDING SYSTEMS 31-56 - ECAM Control Panel (ECP)
---	--

31-56-07	T.O CONFIG pb on the ECP
-----------------	---------------------------------

Ident.: MI-31-56-00007807.0001001 / 29 NOV 11
Applicable to: ALL

31-56-07A

Repair interval	Nbr installed	Nbr required	Placard
C	1	0	Yes

- (o) May be inoperative provided that T.O CONFIG is verified before each departure.

_____ Reference(s) _____

- (o) *Refer to OpsProc 31-56-07A T.O CONFIG pb on the ECP*



DRAGONAIR

A320/A321


MINIMUM EQUIPMENT LIST

MEL ITEMS

31 - INDICATING/RECORDING SYSTEMS

31-56 - ECAM Control Panel (ECP)

Intentionally left blank

 DRAGONAIR A320/A321 MINIMUM EQUIPMENT LIST	MEL ITEMS 31 - INDICATING/RECORDING SYSTEMS 31-62 - Display Management Computer (DMC)
---	---

31-62-01	DMC 1
-----------------	--------------

Ident.: MI-31-62-00007808.0005001 / 29 NOV 11

Applicable to: B-HSL, B-HSM, B-HSN, B-HSO, B-HSP, B-HSQ, B-HSR

31-62-01B

Repair interval	Nbr installed	Nbr required	Placard
C	1	0	No

- (o) May be inoperative provided that:
- 1) The DMC 2 and DMC 3 are operative, and
 - 2) The ISIS airspeed indication is operative, and
 - 3) The ISIS altitude indication is operative, and
 - 4) The ISIS attitude function is operative, and
 - 5) The standby compass is operative, and
 - 6) The EIS DMC SWITCHING selector is set to CAPT 3.

_____ Reference(s) _____

- (o) *Refer to OpsProc 31-62-01B DMC 1*

31-62-01	DMC 1
-----------------	--------------


Ident.: MI-31-62-00007808.0002001 / 22 MAR 10

Applicable to: B-HSD, B-HSE, B-HSG, B-HSI, B-HSJ, B-HSK, B-HTD, B-HTE, B-HTF, B-HTG, B-HTH, B-HTI

31-62-01A

Repair interval	Nbr installed	Nbr required	Placard
C	1	0	No

- May be inoperative provided that:
- 1) The DMC 2 and DMC 3 are operative, and
 - 2) The standby IAS indicator is operative, and
 - 3) The standby altimeter is operative, and
 - 4) The standby horizon is operative, and
 - 5) The standby compass is operative, and
 - 6) The EIS DMC SWITCHING selector is set to CAPT 3.

 DRAGONAIR A320/A321 MINIMUM EQUIPMENT LIST	MEL ITEMS 31 - INDICATING/RECORDING SYSTEMS 31-62 - Display Management Computer (DMC)
--	---

31-62-02	DMC 2
-----------------	--------------

Ident.: MI-31-62-00007809.0003001 / 29 NOV 11

Applicable to: B-HSD, B-HSE, B-HSG, B-HSI, B-HSJ, B-HSK, B-HTD, B-HTE, B-HTF, B-HTG, B-HTH, B-HTI

31-62-02A

Repair interval	Nbr installed	Nbr required	Placard
C	1	0	No

S

- (m) May be inoperative provided that:
- 1) The DMC 1 and DMC 3 are operative, and

2) The standby IAS indicator is operative, and

3) The standby altimeter is operative, and

4) The standby horizon is operative, and

5) The standby compass is operative, and

6) The EIS DMC SWITCHING selector is set to F/O 3, and


7) The AC ESS FEED control is checked operative before the first flight of each day, and

8) The AC ESS FEED pb-sw FAULT light is checked operative before the first flight of each day.

Reference(s)

- (m) Refer to AMM 31-68-00-040-005

S

 DRAGONAIR A320/A321 MINIMUM EQUIPMENT LIST	MEL ITEMS 31 - INDICATING/RECORDING SYSTEMS 31-62 - Display Management Computer (DMC)
---	---

31-62-02	DMC 2
-----------------	--------------

Ident.: MI-31-62-00007809.0002001 / 29 NOV 11
Applicable to: B-HSL, B-HSM, B-HSN, B-HSO, B-HSP, B-HSQ, B-HSR

31-62-02A

Repair interval	Nbr installed	Nbr required	Placard
C	1	0	No

S

- (o) (m)** May be inoperative provided that:
- 1) The DMC 1 and DMC 3 are operative, and
 - 2) The ISIS airspeed indication is operative, and
 - 3) The ISIS altitude indication is operative, and
 - 4) The ISIS attitude indication is operative, and
 - 5) The standby compass is operative, and
 - 6) The EIS DMC SWITCHING selector is set to F/O 3, and
 - 7) The AC ESS FEED control is checked operative before the first flight of each day, and
 - 8) The AC ESS FEED pb-sw FAULT light is checked operative before the first flight of each day.

_____ Reference(s) _____

- (o)** Refer to OpsProc 31-62-02A DMC 2
- (m)** Refer to AMM 31-68-00-040-005

S

**DRAGONAIR****A320/A321
MINIMUM EQUIPMENT LIST****MEL ITEMS****31 - INDICATING/RECORDING SYSTEMS**
31-62 - Display Management Computer (DMC)**31-62-03****DMC 3**

Ident.: MI-31-62-00007810.0004001 / 29 NOV 11

Applicable to: B-HSL, B-HSM, B-HSN, B-HSO, B-HSP, B-HSQ, B-HSR

31-62-03B

Repair interval	Nbr installed	Nbr required	Placard
C	1	0	No

- (o) May be inoperative provided that:
- 1) The DMC 1 and DMC 2 are operative, and
 - 2) The ISIS airspeed indication is operative, and
 - 3) The ISIS altitude indication is operative, and
 - 4) The ISIS attitude indication is operative, and
 - 5) The standby compass is operative.

_____ Reference(s) _____

- (o) *Refer to OpsProc 31-62-03B DMC 3*

31-62-03**DMC 3**


Ident.: MI-31-62-00007810.0001001 / 22 MAR 10

Applicable to: B-HSD, B-HSE, B-HSG, B-HSI, B-HSJ, B-HSK, B-HTD, B-HTE, B-HTF, B-HTG, B-HTH, B-HTI

31-62-03A

Repair interval	Nbr installed	Nbr required	Placard
C	1	0	No

- May be inoperative provided that:
- 1) The DMC 1 and DMC 2 are operative, and
 - 2) The standby IAS indicator is operative, and
 - 3) The standby altimeter is operative, and
 - 4) The standby horizon is operative, and
 - 5) The standby compass is operative.

 DRAGONAIR A320/A321 MINIMUM EQUIPMENT LIST	MEL ITEMS 31 - INDICATING/RECORDING SYSTEMS 31-63 - Display Unit (DU)
---	---

31-63-01	PFDU 1
-----------------	---------------

Ident.: MI-31-63-00009664.0001001 / 29 NOV 11

Applicable to: ALL

31-63-01A

Repair interval	Nbr installed	Nbr required	Placard
–	1	1	No

Must be operative.

31-63-02	PFDU 2
-----------------	---------------

Ident.: MI-31-63-00007811.0001001 / 29 NOV 11

Applicable to: ALL

31-63-02A

Repair interval	Nbr installed	Nbr required	Placard
C	1	0	Yes

L **P**

- (o) May be inoperative provided that PFDU 1, NDU 1, NDU 2, EWDU and SDU are operative.

_____ Reference(s) _____

- (o) Refer to OpsProc 31-63-02A PFDU 2

L
P

31-63-03	NDU 1
-----------------	--------------

Ident.: MI-31-63-00007812.0001001 / 29 NOV 11

Applicable to: ALL

31-63-03A

Repair interval	Nbr installed	Nbr required	Placard
C	1	0	Yes

L **P**

- (o) May be inoperative provided that PFDU 1, PFDU 2, NDU 2, EWDU and SDU are operative.

Continued on the following page



DRAGONAIR

A320/A321
MINIMUM EQUIPMENT LIST

MEL ITEMS

31 - INDICATING/RECORDING SYSTEMS

31-63 - Display Unit (DU)

Continued from the previous page

_____ Reference(s) _____

(o) Refer to OpsProc 31-63-03A NDU 1

L

P

31-63-04

NDU 2

Ident.: MI-31-63-00007813.0001001 / 29 NOV 11

Applicable to: ALL

31-63-04A

Repair interval	Nbr installed	Nbr required	Placard
C	1	0	Yes

L **P**

(o) May be inoperative provided that PFDU 1, PFDU 2, NDU 1, EWDU and SDU are operative.

_____ Reference(s) _____

(o) Refer to OpsProc 31-63-04A NDU 2

L

P

31-63-05

SDU

Ident.: MI-31-63-00007814.0001001 / 29 NOV 11

Applicable to: B-HSD, B-HSE, B-HSG, B-HSI, B-HSJ, B-HSK, B-HSL, B-HSM, B-HSN, B-HSQ, B-HSR, B-HTD, B-HTE, B-HTF, B-HTG, B-HTH, B-HTI

31-63-05A


Repair interval	Nbr installed	Nbr required	Placard
C	1	0	Yes

S

(o) (m) May be inoperative provided that:

- 1) The PFDU 1, PFDU 2, NDU 1, NDU 2 and EWDU are operative, and
- 2) The AC ESS FEED control is checked operative before the first flight of each day, and
- 3) The AC ESS FEED pb-sw FAULT light is checked operative before the first flight of each day.

Continued on the following page

 DRAGONAIR A320/A321 MINIMUM EQUIPMENT LIST	MEL ITEMS 31 - INDICATING/RECORDING SYSTEMS 31-63 - Display Unit (DU)
---	---

Continued from the previous page

Reference(s)

- (o) Refer to OpsProc 31-63-05A SDU
- (m) Refer to AMM 31-68-00-040-006

S

31-63-05	SDU
-----------------	------------

Ident.: MI-31-63-00007814.9001002 / 29 NOV 11

Applicable to: B-HSO, B-HSP

31-63-05A

Repair interval	Nbr installed	Nbr required	Placard
C	1	0	Yes

S


- (o)(m) May be inoperative provided that:
 - 1) The PFDU 1, PFDU 2, NDU 1, NDU 2 and EWDU are operative, and
 - 2) The AC ESS FEED control is checked operative before the first flight of each day, and
 - 3) The AC ESS FEED pb-sw FAULT light is checked operative before the first flight of each day, and
 - 4) The CDSS is considered inoperative.

Refer to MI-23-72 Cockpit Door Surveillance System (CDSS)

Reference(s)

- (o) Refer to OpsProc 31-63-05A SDU
- (m) Refer to AMM 31-68-00-040-006

S

 DRAGONAIR A320/A321 MINIMUM EQUIPMENT LIST	MEL ITEMS 31 - INDICATING/RECORDING SYSTEMS 31-63 - Display Unit (DU)
--	---

31-63-06	EWDU
-----------------	-------------


Ident.: MI-31-63-00009604.0001001 / 22 MAR 10

Applicable to: ALL

31-63-06A

Repair interval	Nbr installed	Nbr required	Placard
-	1	1	No

Must be operative.

 DRAGONAIR A320/A321 MINIMUM EQUIPMENT LIST	MEL ITEMS 31 - INDICATING/RECORDING SYSTEMS 31-68 - Switching Panel
---	---

31-68-01	AIR DATA SWITCHING selector on the Center Pedestal
-----------------	---

Ident.: MI-31-68-00007815.0001001 / 22 MAR 10

Applicable to: ALL

31-68-01A

Repair interval	Nbr installed	Nbr required	Placard
C	1	0	No

May be inoperative provided that the AIR DATA SWITCHING selector is set to NORM.

31-68-02	ATT HDG SWITCHING selector on the Center Pedestal
-----------------	--

Ident.: MI-31-68-00007816.0001001 / 22 MAR 10

Applicable to: ALL

31-68-02A

Repair interval	Nbr installed	Nbr required	Placard
C	1	0	No

May be inoperative provided that the ATT HDG SWITCHING selector is set to NORM.

31-68-03	ECAM/ND XFR SWITCHING selector on the Center Pedestal
-----------------	--

Ident.: MI-31-68-00007817.0001001 / 22 MAR 10

Applicable to: ALL

31-68-03A

Repair interval	Nbr installed	Nbr required	Placard
C	1	0	No

May be inoperative provided that:

- 1) Both ECAM DU are operative, and
- 2) The ECAM/ND XFR SWITCHING selector is set to NORM.



DRAGONAIR

A320/A321
MINIMUM EQUIPMENT LIST

MEL ITEMS

31 - INDICATING/RECORDING SYSTEMS

31-68 - Switching Panel

31-68-04

EIS DMC SWITCHING selector on the Center Pedestal

Ident.: MI-31-68-00007818.0001001 / 22 MAR 10

Applicable to: **ALL**

31-68-04A

Repair interval	Nbr installed	Nbr required	Placard
C	1	0	No

May be inoperative provided that the EIS DMC SWITCHING selector is set to NORM.

31-68-05

PFD/ND XFR pb on the Lateral Instrument Panel

Ident.: MI-31-68-00007819.0001001 / 29 NOV 11

Applicable to: **ALL**


31-68-05A

Repair interval	Nbr installed	Nbr required	Placard
C	2	0	Yes

- (o) One or both may be inoperative provided that:
- 1) The PFD and ND units are operative, and
 - 2) The PFD to ND automatic switching is checked operative on the PF side before each flight.

_____ Reference(s) _____

- (o) *Refer to OpsProc 31-68-05A PFD/ND XFR pb on the Lateral Instrument Panel*

 DRAGONAIR A320/A321 MINIMUM EQUIPMENT LIST	MEL ITEMS 32 - LANDING GEAR 32-07 - Indications on the <u>WHEEL</u> SD page
---	---

32-07-01	Brakes Temperature Indication on the <u>WHEEL</u> SD page
-----------------	--

Ident.: MI-32-07-00007761.0001001 / 29 NOV 11

Applicable to: ALL

32-07-01A BRAKES HOT alert not displayed

Repair interval	Nbr installed	Nbr required	Placard
C	4	0	No

S

- (o) One or more may be inoperative provided that the ground brake cooling time is applied.

Reference(s)

(o) Refer to OpsProc 32-07-01A Brakes Temperature Indication on the WHEEL SD page

S

32-07-01B BRAKES HOT alert displayed

Repair interval	Nbr installed	Nbr required	Placard
C	4	0	No

S

- (o)(m) One or more may be inoperative provided that:
 - 1) The associated sensor is deactivated if the BRAKES HOT alert is displayed on the EWD , and
 - 2) The ground brake cooling time is applied.

Reference(s)

(o) Refer to OpsProc 32-07-01B Brakes Temperature Indication on the WHEEL SD page

(m) Refer to AMM 32-47-00-040-001

S



DRAGONAIR

A320/A321
MINIMUM EQUIPMENT LIST

MEL ITEMS

32 - LANDING GEAR

32-07 - Indications on the WHEEL SD page

32-07-02

L/G Position Indication on the WHEEL SD page

Ident.: MI-32-07-00007762.0001001 / 22 MAR 10

Applicable to: **ALL**

32-07-02A

Repair interval	Nbr installed	Nbr required	Placard
C	6	0	No

One or more may be inoperative provided that the L/G gear position indications are operative on the LDG GEAR indicator panel.

32-07-03

L/G Doors Position Indication on the WHEEL SD page

Ident.: MI-32-07-00007763.0001001 / 29 NOV 11

Applicable to: **ALL**

32-07-03A

Repair interval	Nbr installed	Nbr required	Placard
C	3	0	No

P

(o) One or more may be inoperative.

_____ Reference(s) _____

(o) Refer to OpsProc 32-07-03A L/G Doors Position Indication on the WHEEL SD page

P

32-07-04

L/G CTL Indication on the WHEEL SD page


Ident.: MI-32-07-00007764.0001001 / 22 MAR 10

Applicable to: **ALL**

32-07-04A

Repair interval	Nbr installed	Nbr required	Placard
C	1	0	No

May be inoperative.

 DRAGONAIR A320/A321 MINIMUM EQUIPMENT LIST	MEL ITEMS 32 - LANDING GEAR 32-07 - Indications on the <u>WHEEL</u> SD page
---	---

32-07-05	UP LOCK Indication on the <u>WHEEL</u> SD page
-----------------	---

Ident.: MI-32-07-00007765.0001001 / 22 MAR 10

Applicable to: ALL

32-07-05A

Repair interval	Nbr installed	Nbr required	Placard
C	3	0	No

One or more may be inoperative.

32-07-06	[Y] N/W STEERING Indication on the <u>WHEEL</u> SD page
-----------------	--

Ident.: MI-32-07-00007766.0002001 / 29 NOV 11

Applicable to: B-HSO, B-HSP, B-HSQ, B-HSR

32-07-06A

Repair interval	Nbr installed	Nbr required	Placard
C	2	0	No

One or both may be inoperative.

32-07-08	ANTI SKID Indication on the <u>WHEEL</u> SD page
-----------------	---

Ident.: MI-32-07-00007768.0001001 / 22 MAR 10

Applicable to: B-HSD, B-HSE, B-HSG, B-HSI, B-HSJ, B-HSK, B-HSL, B-HSM, B-HSN, B-HTD, B-HTE, B-HTF, B-HTG, B-HTH, B-HTI

32-07-08A

Repair interval	Nbr installed	Nbr required	Placard
C	1	0	No

May be inoperative.

**DRAGONAIR****A320/A321**
MINIMUM EQUIPMENT LIST**MEL ITEMS****32 - LANDING GEAR**

32-07 - Indications on the WHEEL SD page

32-07-08**ANTI SKID, [1], [2] Indication on the WHEEL SD page**

Ident.: MI-32-07-00007768.0003001 / 29 NOV 11

Applicable to: B-HSO, B-HSP, B-HSQ, B-HSR

32-07-08A

Repair interval	Nbr installed	Nbr required	Placard
C	3	0	No

One or more may be inoperative.

32-07-09**AUTO BRK Indication on the WHEEL SD page**

Ident.: MI-32-07-00007769.0001001 / 22 MAR 10

Applicable to: ALL

32-07-09A

Repair interval	Nbr installed	Nbr required	Placard
C	1	0	No

May be inoperative.

32-07-10**[G] NORM BRK Indication on the WHEEL SD page**


Ident.: MI-32-07-00007770.0002001 / 29 NOV 11

Applicable to: B-HSO, B-HSP, B-HSQ, B-HSR

32-07-10A

Repair interval	Nbr installed	Nbr required	Placard
C	2	0	No

One or both may be inoperative.

 DRAGONAIR A320/A321 MINIMUM EQUIPMENT LIST	MEL ITEMS 32 - LANDING GEAR 32-07 - Indications on the <u>WHEEL</u> SD page
---	---

32-07-11	Release Brake Indication on the <u>WHEEL</u> SD page
-----------------	---

Ident.: MI-32-07-00007771.0001001 / 22 MAR 10

Applicable to: ALL

32-07-11A

Repair interval	Nbr installed	Nbr required	Placard
C	4	0	No

One or more may be inoperative.

32-07-12	ACCU PRESS/ACCU ONLY Indication on the <u>WHEEL</u> SD page
-----------------	--

Ident.: MI-32-07-00007772.0002001 / 29 NOV 11

Applicable to: B-HSQ, B-HSP, B-HSQ, B-HSR

32-07-12A

Repair interval	Nbr installed	Nbr required	Placard
C	1	0	No

May be inoperative.

32-07-13	[Y] ALTN BRK Indication on the <u>WHEEL</u> SD page
-----------------	--

Ident.: MI-32-07-00007773.0002001 / 29 NOV 11

Applicable to: B-HSQ, B-HSP, B-HSQ, B-HSR

32-07-13A

Repair interval	Nbr installed	Nbr required	Placard
C	2	0	No

One or both may be inoperative.



DRAGONAIR

A320/A321


MINIMUM EQUIPMENT LIST

MEL ITEMS

32 - LANDING GEAR

32-07 - Indications on the WHEEL SD page

Intentionally left blank

 DRAGONAIR A320/A321 MINIMUM EQUIPMENT LIST	MEL ITEMS 32 - LANDING GEAR 32-09 - ECAM Alerts
---	---

32-09-01	BRAKES-N/WS MINOR FAULT Alert
-----------------	--------------------------------------

Ident.: MI-32-09-00007774,0005001 / 29 NOV 11

Applicable to: B-HSO, B-HSP, B-HSQ, B-HSR

32-09-01A Fault on an alternate braking system pressure transducer

Repair interval	Nbr installed	Nbr required	Placard
C	–	–	No

May be displayed provided that:

- 1) The alert is confirmed to be caused by a fault on an alternate braking system pressure transducer by troubleshooting, and
- 2) The associated BRAKES pressure indicator is considered inoperative.

Refer to Item 32-44-03 BRAKES Pressure Indicator

32-09-01C Both BRAKES pressure indicators operative

Repair interval	Nbr installed	Nbr required	Placard
C	–	–	No

[S]

(o)(m) May be displayed provided that:

- 1) Both BRAKES pressure indicators are operative, and
- 2) The alternate braking system is checked operative before the first flight of each day, and
- 3) It is checked before each flight that the CFDS failure message related to the BRAKES-N/WS MINOR FAULT alert do not report a fault on an alternate pressure transducer.

_____ Reference(s) _____

(o) *Refer to OpsProc 32-09-01C BRAKES-N/WS MINOR FAULT Alert (Alternate braking checked operative)*

(m) *Refer to AMM 32-46-00-040-001*

[S]



DRAGONAIR

A320/A321


MINIMUM EQUIPMENT LIST

MEL ITEMS

32 - LANDING GEAR

32-09 - ECAM Alerts

Intentionally left blank

 DRAGONAIR A320/A321 MINIMUM EQUIPMENT LIST	MEL ITEMS 32 - LANDING GEAR 32-11 - Main Gear
---	---

32-11-01	Main Gear Torque Link Damper
-----------------	-------------------------------------

Ident.: MI-32-11-00007682.0002001 / 29 NOV 11

Applicable to: ALL

32-11-01A

Repair interval	Nbr installed	Nbr required	Placard
A	2	0	No

S

One or both may be inoperative for 7 flights.

_____ Reference(s) _____

S



DRAGONAIR

A320/A321


MINIMUM EQUIPMENT LIST

MEL ITEMS

32 - LANDING GEAR

32-11 - Main Gear

Intentionally left blank

 DRAGONAIR A320/A321 MINIMUM EQUIPMENT LIST	MEL ITEMS 32 - LANDING GEAR 32-12 - Main Gear Doors
---	---

32-12-01	Main Gear Door Ground Opening Cable
-----------------	--

Ident.: MI-32-12-00007686.0001001 / 29 NOV 11

Applicable to: ALL

32-12-01A

Repair interval	Nbr installed	Nbr required	Placard
C	2	0	No

S

(m) One or both may be broken or missing.

_____ Reference(s) _____

(m) *Refer to AMM 32-12-00-040-006*

S



DRAGONAIR

A320/A321


MINIMUM EQUIPMENT LIST

MEL ITEMS

32 - LANDING GEAR

32-12 - Main Gear Doors

Intentionally left blank

 DRAGONAIR A320/A321 MINIMUM EQUIPMENT LIST	MEL ITEMS 32 - LANDING GEAR 32-31 - Normal Extension and Retraction
---	---

32-31-01	Landing Gear Control and Interface Unit (LGCIU)
-----------------	--

Ident.: MI-32-31-00007688.0002001 / 29 NOV 11

Applicable to: ALL

32-31-01A

Repair interval	Nbr installed	Nbr required	Placard
A	2	1	No

[S]

- (o) The LGCIU 2 may be inoperative for 7 flights provided that:
- 1) All ELAC s, SEC s, SFCC s, RA s, FAC s, and ADIRS s are operative, and
 - 2) Both air conditioning packs are operative, and
 - 3) Use TOGA thrust for Takeoff, and
 - 4) The operation of avionics equipment is time limited on ground.
- Refer to Item 76-11-01 Thrust lever Position Sensor*

_____ Reference(s) _____

- (o) *Refer to OpsProc 32-31-01A Landing Gear Control and Interface Unit (LGCIU)*

[S]

32-31-02	Landing Gear Retracting System
-----------------	---------------------------------------

Ident.: MI-32-31-00007690.0001001 / 29 NOV 11

Applicable to: ALL

32-31-02A

Repair interval	Nbr installed	Nbr required	Placard
C	1	0	Yes

[P]

- (o) May be inoperative provided that:
- 1) ETOPS is not conducted, and
 - 2) The aircraft is operated in accordance with the Flight Manual supplement for the flight with landing gear down.

_____ Reference(s) _____

- (o) *Refer to OpsProc 32-31-02A Landing Gear Retracting System*

[P]



DRAGONAIR

A320/A321


MINIMUM EQUIPMENT LIST

MEL ITEMS

32 - LANDING GEAR

32-31 - Normal Extension and Retraction

Intentionally left blank

 DRAGONAIR A320/A321 MINIMUM EQUIPMENT LIST	MEL ITEMS 32 - LANDING GEAR 32-32 - Proximity Detector System
---	---

32-32-01	LGCIU 1 Proximity Detector
-----------------	-----------------------------------

Ident.: MI-32-32-00007693.0001001 / 22 MAR 10

Applicable to: ALL

32-32-01A

Repair interval	Nbr installed	Nbr required	Placard
–	16	16	No

All must be operative.

32-32-02	LGCIU 2 RH L/G Shock Absorber Proximity Detector
-----------------	---

Ident.: MI-32-32-00007694.0001001 / 29 NOV 11

Applicable to: ALL

32-32-02A

Repair interval	Nbr installed	Nbr required	Placard
A	1	0	No

S


- (o)(m) May be inoperative for 7 flights provided that:
- 1) Both radio altimeters are operative, and
 - 2) The other proximity detectors are operative, and
 - 3) The origin of the failure is checked to be electrical.
- Refer to Item 76-11-01 Thrust lever Position Sensor*

_____ Reference(s) _____

- (o) *Refer to OpsProc 32-32-02A LGCIU 2 RH L/G Shock Absorber Proximity Detector*
- (m) *Refer to AMM 32-31-00-040-003*

S

Continued on the following page

 DRAGONAIR A320/A321 MINIMUM EQUIPMENT LIST	MEL ITEMS 32 - LANDING GEAR 32-32 - Proximity Detector System
---	---

Continued from the previous page

32-32-02B

Repair interval	Nbr installed	Nbr required	Placard
A	1	0	No

S

May be inoperative for 7 flights provided that the LGCIU 2 is considered inoperative.
Refer to Item 32-31-01 Landing Gear Control and Interface Unit (LGCIU)
Refer to Item 76-11-01 Thrust lever Position Sensor

Reference(s)

S

32-32-03	LGCIU 2 LH L/G Shock Absorber Proximity Detector
-----------------	---

Ident.: MI-32-32-00007695.0001001 / 29 NOV 11

Applicable to: ALL

32-32-03A

Repair interval	Nbr installed	Nbr required	Placard
A	1	0	No

S


- (o) (m) May be inoperative for 7 flights provided that:
- 1) Both radio altimeters are operative, and
 - 2) The other proximity detectors are operative, and
 - 3) The origin of the failure is checked to be electrical.
- Refer to Item 76-11-01 Thrust lever Position Sensor*

Reference(s)

- (o) *Refer to OpsProc 32-32-03A LGCIU 2 LH L/G Shock Absorber Proximity Detector*
(m) *Refer to AMM 32-31-00-040-003*

S

Continued on the following page

 DRAGONAIR A320/A321 MINIMUM EQUIPMENT LIST	MEL ITEMS 32 - LANDING GEAR 32-32 - Proximity Detector System
--	---

Continued from the previous page

32-32-03B

Repair interval	Nbr installed	Nbr required	Placard
A	1	0	No

S

May be inoperative for 7 flights provided that the LGCIU 2 is considered inoperative.
Refer to Item 32-31-01 Landing Gear Control and Interface Unit (LGCIU)
Refer to Item 76-11-01 Thrust lever Position Sensor

_____ Reference(s) _____

S

32-32-04	LGCIU 2 Nose L/G Shock Absorber Proximity Detector
-----------------	---

Ident.: MI-32-32-00007696.0001001 / 29 NOV 11

Applicable to: ALL

32-32-04A Other proximity detectors operative

Repair interval	Nbr installed	Nbr required	Placard
A	1	0	No

S

- (o)(m) May be inoperative for 7 flights provided that:
- 1) The other proximity detectors are operative, and
 - 2) The origin of the failure is checked to be electrical.

_____ Reference(s) _____

- (o) *Refer to OpsProc 32-32-04A LGCIU 2 Nose L/G Shock Absorber Proximity Detector*
(m) *Refer to AMM 32-31-00-040-003*

S

Continued on the following page

**DRAGONAIR****A320/A321**
MINIMUM EQUIPMENT LIST**MEL ITEMS****32 - LANDING GEAR**

32-32 - Proximity Detector System

*Continued from the previous page***32-32-04B LGCIU 2 considered inoperative**

Repair interval	Nbr installed	Nbr required	Placard
A	1	0	No

S

May be inoperative for 7 flights provided that the LGCIU 2 is considered inoperative.
Refer to Item 32-31-01 Landing Gear Control and Interface Unit (LGCIU)

_____ Reference(s) _____

S**32-32-05****LGCIU 2 RH L/G Down Lock Proximity Detector**

Ident.: MI-32-32-00007699.0001001 / 29 NOV 11

Applicable to: **ALL****32-32-05A Other proximity detectors operative**

Repair interval	Nbr installed	Nbr required	Placard
C	1	0	No

S

(o)(m) May be inoperative provided that:

- 1) The other proximity detectors are operative, and
- 2) The origin of the failure is checked to be electrical.

_____ Reference(s) _____

(o) *Refer to OpsProc 32-32-05A LGCIU 2 RH L/G Down Lock Proximity Detector*

(m) *Refer to AMM 32-31-00-040-003*


S**32-32-05B LGCIU 2 considered inoperative**

Repair interval	Nbr installed	Nbr required	Placard
A	1	0	No

S

May be inoperative for 7 flights provided that the LGCIU 2 is considered inoperative.
Refer to Item 32-31-01 Landing Gear Control and Interface Unit (LGCIU)

Continued on the following page

 DRAGONAIR A320/A321 MINIMUM EQUIPMENT LIST	MEL ITEMS 32 - LANDING GEAR 32-32 - Proximity Detector System
---	---

Continued from the previous page

_____ Reference(s) _____

S

32-32-06	LGCIU 2 LH L/G Down Lock Proximity Detector
-----------------	--

Ident.: MI-32-32-00007700.0001001 / 29 NOV 11

Applicable to: ALL

32-32-06A Other proximity detectors operative

Repair interval	Nbr installed	Nbr required	Placard
C	1	0	No

S

(o) (m) May be inoperative provided that:

- 1) The other proximity detectors are operative, and
- 2) The origin of the failure is checked to be electrical.

_____ Reference(s) _____

(o) Refer to OpsProc 32-32-06A LGCIU 2 LH L/G Down Lock Proximity Detector

(m) Refer to AMM 32-31-00-040-003

S

32-32-06B LGCIU 2 considered inoperative

Repair interval	Nbr installed	Nbr required	Placard
A	1	0	No

S

May be inoperative for 7 flights provided that the LGCIU 2 is considered inoperative.

Refer to Item 32-31-01 Landing Gear Control and Interface Unit (LGCIU)

_____ Reference(s) _____

S



DRAGONAIR

A320/A321
MINIMUM EQUIPMENT LIST

MEL ITEMS

32 - LANDING GEAR

32-32 - Proximity Detector System

32-32-07

LGCIU 2 Nose L/G Down Lock Proximity Detector

Ident.: MI-32-32-00007701.0001001 / 29 NOV 11

Applicable to: ALL

32-32-07A Other proximity detectors operative

Repair interval	Nbr installed	Nbr required	Placard
C	1	0	No

S

(o) (m) May be inoperative provided that:

- 1) The other proximity detectors are operative, and
- 2) The origin of the failure is checked to be electrical.

_____ Reference(s) _____

(o) *Refer to OpsProc 32-32-07A LGCIU 2 Nose L/G Down Lock Proximity Detector*

(m) *Refer to AMM 32-31-00-040-003*

S

32-32-07B LGCIU 2 considered inoperative

Repair interval	Nbr installed	Nbr required	Placard
A	1	0	No


S

May be inoperative for 7 flights provided that the LGCIU 2 is considered inoperative.

Refer to Item 32-31-01 Landing Gear Control and Interface Unit (LGCIU)

_____ Reference(s) _____

S

 DRAGONAIR A320/A321 MINIMUM EQUIPMENT LIST	MEL ITEMS 32 - LANDING GEAR 32-32 - Proximity Detector System
---	---

32-32-08	LGCIU 2 RH L/G Up Lock Proximity Detector
-----------------	--

Ident.: MI-32-32-00007702.0001001 / 29 NOV 11

Applicable to: ALL

32-32-08A Other proximity detectors operative

Repair interval	Nbr installed	Nbr required	Placard
A	1	0	No

S

- (o) (m) May be inoperative for 7 flights provided that:
 - 1) The other proximity detectors are operative, and
 - 2) The origin of the failure is checked to be electrical.

_____ Reference(s) _____

(o) *Refer to OpsProc 32-32-08A LGCIU 2 RH L/G Up Lock Proximity Detector*

(m) *Refer to AMM 32-31-00-040-003*

S

32-32-08B LGCIU 2 considered inoperative

Repair interval	Nbr installed	Nbr required	Placard
A	1	0	No

S

May be inoperative for 7 flights provided that the LGCIU 2 is considered inoperative.
Refer to Item 32-31-01 Landing Gear Control and Interface Unit (LGCIU)

_____ Reference(s) _____

S



DRAGONAIR

A320/A321
MINIMUM EQUIPMENT LIST

MEL ITEMS

32 - LANDING GEAR

32-32 - Proximity Detector System

32-32-09

LGCIU 2 LH L/G Up Lock Proximity Detector

Ident.: MI-32-32-00007712.0001001 / 29 NOV 11

Applicable to: ALL

32-32-09A Other proximity detectors operative

Repair interval	Nbr installed	Nbr required	Placard
A	1	0	No

S

(o) (m) May be inoperative for 7 flights provided that:

- 1) The other proximity detectors are operative, and
- 2) The origin of the failure is checked to be electrical.

_____ Reference(s) _____

(o) *Refer to OpsProc 32-32-09A LGCIU 2 LH L/G Up Lock Proximity Detector*

(m) *Refer to AMM 32-31-00-040-003*

S

32-32-09B LGCIU 2 considered inoperative

Repair interval	Nbr installed	Nbr required	Placard
A	1	0	No


S

May be inoperative for 7 flights provided that the LGCIU 2 is considered inoperative.

Refer to Item 32-31-01 Landing Gear Control and Interface Unit (LGCIU)

_____ Reference(s) _____

S

 DRAGONAIR A320/A321 MINIMUM EQUIPMENT LIST	MEL ITEMS 32 - LANDING GEAR 32-32 - Proximity Detector System
---	---

32-32-10	LGCIU 2 Nose L/G Up Lock Proximity Detector
-----------------	--

Ident.: MI-32-32-00007726.0001001 / 29 NOV 11

Applicable to: ALL

32-32-10A Other proximity detectors operative

Repair interval	Nbr installed	Nbr required	Placard
A	1	0	No

S

- (o) (m) May be inoperative for 7 flights provided that:
 - 1) The other proximity detectors are operative, and
 - 2) The origin of the failure is checked to be electrical.

_____ Reference(s) _____

(o) *Refer to OpsProc 32-32-10A LGCIU 2 Nose L/G Up Lock Proximity Detector*

(m) *Refer to AMM 32-31-00-040-003*

S

32-32-10B LGCIU 2 considered inoperative

Repair interval	Nbr installed	Nbr required	Placard
A	1	0	No

S

May be inoperative for 7 flights provided that the LGCIU 2 is considered inoperative.
Refer to Item 32-31-01 Landing Gear Control and Interface Unit (LGCIU)

_____ Reference(s) _____

S

**DRAGONAIR****A320/A321**
MINIMUM EQUIPMENT LIST**MEL ITEMS****32 - LANDING GEAR**

32-32 - Proximity Detector System

32-32-11**LGCIU 2 RH L/G Doors Open Proximity Detector**

Ident.: MI-32-32-00007727.0001001 / 29 NOV 11

Applicable to: **ALL****32-32-11A Other proximity detectors operative**

Repair interval	Nbr installed	Nbr required	Placard
A	1	0	No

(o) (m) May be inoperative for 7 flights provided that:

- 1) The other proximity detectors are operative, and
- 2) The origin of the failure is checked to be electrical.

_____ Reference(s) _____

(o) Refer to OpsProc 32-32-11A LGCIU 2 RH L/G Doors Open Proximity Detector**(m)** Refer to AMM 32-31-00-040-003**32-32-11B LGCIU 2 considered inoperative**

Repair interval	Nbr installed	Nbr required	Placard
A	1	0	No

May be inoperative for 7 flights provided that the LGCIU 2 is considered inoperative.

Refer to Item 32-31-01 Landing Gear Control and Interface Unit (LGCIU)

32-32-12**LGCIU 2 LH L/G Doors Open Proximity Detector**

Ident.: MI-32-32-00007728.0001001 / 29 NOV 11

Applicable to: **ALL****32-32-12A Other proximity detectors operative**

Repair interval	Nbr installed	Nbr required	Placard
A	1	0	No


(o) (m) May be inoperative for 7 flights provided that:

- 1) The other proximity detectors are operative, and
- 2) The origin of the failure is checked to be electrical.

_____ Reference(s) _____

(o) Refer to OpsProc 32-32-12A LGCIU 2 LH L/G Doors Open Proximity Detector**(m)** Refer to AMM 32-31-00-040-003

Continued on the following page

 DRAGONAIR A320/A321 MINIMUM EQUIPMENT LIST	MEL ITEMS 32 - LANDING GEAR 32-32 - Proximity Detector System
---	---

Continued from the previous page

32-32-12B LGCIU 2 considered inoperative

Repair interval	Nbr installed	Nbr required	Placard
A	1	0	No

May be inoperative for 7 flights provided that the LGCIU 2 is considered inoperative.
Refer to Item 32-31-01 Landing Gear Control and Interface Unit (LGCIU)

32-32-13	LGCIU 2 Nose L/G Doors Open Proximity Detector
-----------------	---

Ident.: MI-32-32-00007729.0001001 / 29 NOV 11

Applicable to: ALL

32-32-13A Other proximity detectors operative

Repair interval	Nbr installed	Nbr required	Placard
A	2	0	No

(o)(m) One or both may be inoperative for 7 flights provided that:

- 1) The other proximity detectors are operative, and
- 2) The origin of the failure is checked to be electrical.

_____ Reference(s) _____

(o) Refer to OpsProc 32-32-13A LGCIU 2 Nose L/G Doors Open Proximity Detector

(m) Refer to AMM 32-31-00-040-003

32-32-13B LGCIU 2 considered inoperative

Repair interval	Nbr installed	Nbr required	Placard
A	2	0	No

One or both may be inoperative for 7 flights provided that the LGCIU 2 is considered inoperative.

Refer to Item 32-31-01 Landing Gear Control and Interface Unit (LGCIU)



DRAGONAIR

A320/A321
MINIMUM EQUIPMENT LIST

MEL ITEMS

32 - LANDING GEAR

32-32 - Proximity Detector System

32-32-14

LGCIU 2 RH L/G Doors Closed Proximity Detector

Ident.: MI-32-32-00007730.0001001 / 29 NOV 11

Applicable to: ALL

32-32-14A Other proximity detectors operative

Repair interval	Nbr installed	Nbr required	Placard
A	1	0	No

(o) (m) May be inoperative for 7 flights provided that:

- 1) The other proximity detectors are operative, and
- 2) The origin of the failure is checked to be electrical.

_____ Reference(s) _____

(o) Refer to OpsProc 32-32-14A LGCIU 2 RH L/G Doors Closed Proximity Detector

(m) Refer to AMM 32-31-00-040-003

32-32-14B LGCIU 2 considered inoperative

Repair interval	Nbr installed	Nbr required	Placard
A	1	0	No

May be inoperative for 7 flights provided that the LGCIU 2 is considered inoperative.

Refer to Item 32-31-01 Landing Gear Control and Interface Unit (LGCIU)

32-32-15

LGCIU 2 LH L/G Doors Closed Proximity Detector

Ident.: MI-32-32-00007731.0001001 / 29 NOV 11

Applicable to: ALL

32-32-15A Other proximity detectors operative

Repair interval	Nbr installed	Nbr required	Placard
A	1	0	No

(o) (m) May be inoperative for 7 flights provided that:


- 1) The other proximity detectors are operative, and
- 2) The origin of the failure is checked to be electrical.

_____ Reference(s) _____

(o) Refer to OpsProc 32-32-15A LGCIU 2 LH L/G Doors Closed Proximity Detector

(m) Refer to AMM 32-31-00-040-003

Continued on the following page

 DRAGONAIR A320/A321 MINIMUM EQUIPMENT LIST	MEL ITEMS 32 - LANDING GEAR 32-32 - Proximity Detector System
---	---

Continued from the previous page

32-32-15B LGCIU 2 considered inoperative

Repair interval	Nbr installed	Nbr required	Placard
A	1	0	No

May be inoperative for 7 flights provided that the LGCIU 2 is considered inoperative.
Refer to Item 32-31-01 Landing Gear Control and Interface Unit (LGCIU)

32-32-16	LGCIU 2 Nose L/G Doors Closed Proximity Detector
-----------------	---

Ident.: MI-32-32-00007732.0001001 / 29 NOV 11

Applicable to: ALL

32-32-16A Other proximity detectors operative

Repair interval	Nbr installed	Nbr required	Placard
A	1	0	No

(o)(m) May be inoperative for 7 flights provided that:

- 1) The other proximity detectors are operative, and
- 2) The origin of the failure is checked to be electrical.

_____ Reference(s) _____

(o) Refer to OpsProc 32-32-16A LGCIU 2 Nose L/G Doors Closed Proximity Detector

(m) Refer to AMM 32-31-00-040-003

32-32-16B LGCIU 2 considered inoperative

Repair interval	Nbr installed	Nbr required	Placard
A	1	0	No

May be inoperative for 7 flights provided that the LGCIU 2 is considered inoperative.
Refer to Item 32-31-01 Landing Gear Control and Interface Unit (LGCIU)



DRAGONAIR

A320/A321


MINIMUM EQUIPMENT LIST

MEL ITEMS

32 - LANDING GEAR

32-32 - Proximity Detector System

Intentionally left blank

 DRAGONAIR A320/A321 MINIMUM EQUIPMENT LIST	MEL ITEMS 32 - LANDING GEAR 32-33 - Free Fall Extension
---	---

32-33-01	Landing Gear Gravity Extension System
-----------------	--

Ident.: MI-32-33-00007734.0001001 / 29 NOV 11

Applicable to: ALL

32-33-01A

Repair interval	Nbr installed	Nbr required	Placard
C	1	0	Yes

P

- (o) (m)** May be inoperative provided that:
- 1) ETOPS is not conducted, and
 - 2) The aircraft is operated in accordance with gear down procedures (Refer to FCOM/PRO-SPO-25-FLIGHT WITH GEAR DOWN (FCOM 2.04.25)).

Reference(s)

(o) Refer to OpsProc 32-33-01A Landing Gear Gravity Extension System

(m) Refer to AMM 05-59-32-869-801A

P



DRAGONAIR

A320/A321


MINIMUM EQUIPMENT LIST

MEL ITEMS

32 - LANDING GEAR

32-33 - Free Fall Extension

Intentionally left blank

 DRAGONAIR A320/A321 MINIMUM EQUIPMENT LIST	MEL ITEMS 32 - LANDING GEAR 32-41 - Wheels
--	--

32-41-01	Nose Wheel Tie Bolt
-----------------	----------------------------

Ident.: MI-32-41-00007735.0001001 / 29 NOV 11

Applicable to: ALL

32-41-01A

Repair interval	Nbr installed	Nbr required	Placard
A	–	–	No

S

(m) One tie bolt on one wheel may be broken or missing for 15 flights provided that:

- 1) The aircraft does not depart Hong Kong, and
- 2) The affected wheel tie bolt is removed, and
- 3) The affected wheel and the associated brake are checked for absence of damage.

_____ Reference(s) _____

(m) Refer to AMM 32-41-00-040-002

S

32-41-02	Main Wheel Tie Bolt
-----------------	----------------------------

Ident.: MI-32-41-00007736.0001001 / 29 NOV 11

Applicable to: ALL

32-41-02A

Repair interval	Nbr installed	Nbr required	Placard
A	–	–	No

S

(m) One tie bolt on one wheel may be broken or missing for 15 flights provided that:

- 1) The aircraft does not depart Hong Kong, and
- 2) The affected wheel tie bolt is removed, and
- 3) The affected wheel and the associated brake are checked for absence of damage.

_____ Reference(s) _____

(m) Refer to AMM 32-41-00-040-003

S



DRAGONAIR

A320/A321


MINIMUM EQUIPMENT LIST

MEL ITEMS

32 - LANDING GEAR

32-41 - Wheels

Intentionally left blank

 DRAGONAIR A320/A321 MINIMUM EQUIPMENT LIST	MEL ITEMS 32 - LANDING GEAR 32-42 - Normal Braking
---	--

32-42-01	Main Wheel Brake
-----------------	-------------------------

Ident.: MI-32-42-00007737.0001001 / 29 NOV 11

Applicable to: ALL

32-42-01A

Repair interval	Nbr installed	Nbr required	Placard
C	4	3	No

L **P**

(o) (m) One may be inoperative provided that:

- 1) The nose wheel steering is operative, and
- 2) Both thrust reversers are operative, and
- 3) The green and yellow systems are operative on operative brakes, and
- 4) The affected brake is deactivated or removed, and
- 5) The runway width at departure and arrival airports is at least 45 m , and
- 6) Performance penalty is applied.

_____ Reference(s) _____

(o) *Refer to OpsProc 32-42-01A Main Wheel Brake*

(m) *Refer to AMM 32-42-00-040-003*

L
P

32-42-02	Green System Brake
-----------------	---------------------------

Ident.: MI-32-42-00007738.0001001 / 29 NOV 11

Applicable to: ALL

32-42-02A

Repair interval	Nbr installed	Nbr required	Placard
C	1	1	No

P

(o) (m) Braking on one wheel may be inoperative provided that:

- 1) The nose wheel steering is operative, and
- 2) Both thrust reversers are operative, and
- 3) The green hydraulic supply of affected brake is deactivated, and
- 4) The runway width at departure and arrival airports is at least 45 m , and
- 5) Performance penalties are applied.

Continued on the following page



DRAGONAIR

A320/A321
MINIMUM EQUIPMENT LIST

MEL ITEMS

32 - LANDING GEAR

32-42 - Normal Braking

Continued from the previous page

Reference(s)

(o) Refer to OpsProc 32-42-02A Green System Brake

(m) Refer to AMM 32-42-00-040-002

P

32-42-03

Braking/Steering Control Unit (BSCU) System 1

Ident.: MI-32-42-00007739.0002001 / 29 NOV 11

Applicable to: ALL

32-42-03A

Repair interval	Nbr installed	Nbr required	Placard
C	1	0	No

S

(o) (m) May be inoperative provided that:

- 1) The BSCU system 2 is operative, and
- 2) The affected system is deactivated, and
- 3) It is checked that the CFDS does not report a fault related to the L/G SYS DISAGREE alert before each flight, and
- 4) The AUTO/BRK (LO, MED, MAX) pb-sw DECEL light and the AUTO/BRK (LO, MED, MAX) pb-sw ON light are considered inoperative.

Refer to Item 32-42-08 AUTO/BRK (LO, MED, MAX) pb-sw DECEL light , and


Refer to Item 32-42-09 AUTO/BRK (LO, MED, MAX) pb-sw ON light

Reference(s)

(o) Refer to OpsProc 32-42-03A Braking/Steering Control Unit (BSCU) Channel 1 / System 1

(m) Refer to AMM 32-42-00-040-007

S

 DRAGONAIR A320/A321 MINIMUM EQUIPMENT LIST	MEL ITEMS 32 - LANDING GEAR 32-42 - Normal Braking
---	--

32-42-04	Braking/Steering Control Unit (BSCU) System 2
-----------------	--

Ident.: MI-32-42-00007740.0002001 / 29 NOV 11

Applicable to: ALL

32-42-04A

Repair interval	Nbr installed	Nbr required	Placard
C	1	0	No

S

- (o) (m) May be inoperative provided that:
- 1) The affected system is deactivated, and
 - 2) It is checked that the CFDS does not report a fault related to the L/G SYS DISAGREE alert before each flight.

Reference(s)

- (o) Refer to OpsProc 32-42-04A Braking/Steering Control Unit (BSCU) Channel 2 / System 2
- (m) Refer to AMM 32-42-00-040-007

S

32-42-05	AUTO/BRK Function
-----------------	--------------------------

Ident.: MI-32-42-00007741.0001001 / 29 NOV 11

Applicable to: ALL

32-42-05A

Repair interval	Nbr installed	Nbr required	Placard
C	1	0	Yes

L P


- (o) May be inoperative.

Reference(s)

- (o) Refer to OpsProc 32-42-05A AUTO/BRK Function

L

P

 DRAGONAIR A320/A321 MINIMUM EQUIPMENT LIST	MEL ITEMS 32 - LANDING GEAR 32-42 - Normal Braking
--	--

32-42-06	Tachometer
-----------------	-------------------

Ident.: MI-32-42-00007742.0001001 / 29 NOV 11

Applicable to: ALL

32-42-06B

Repair interval	Nbr installed	Nbr required	Placard
–	4	4	No

Must be operative.

32-42-07	Nose Landing Gear Wheel Brake Pad
-----------------	--

Ident.: MI-32-42-00007743.0001001 / 29 NOV 11

Applicable to: B-HSD, B-HSE, B-HSG, B-HSI, B-HTD, B-HTE, B-HTF

32-42-07A

Repair interval	Nbr installed	Nbr required	Placard
C	2	0	No

S

(m) One or both may be inoperative provided that they are removed.

_____ Reference(s) _____

(m) Refer to AMM 32-42-00-040-006

S

32-42-08	AUTO/BRK (LO, MED, MAX) pb-sw DECEL light
-----------------	--


Ident.: MI-32-42-00007744.0001001 / 22 MAR 10

Applicable to: ALL

32-42-08A

Repair interval	Nbr installed	Nbr required	Placard
C	3	0	Yes

One or more may be inoperative.

 DRAGONAIR A320/A321 MINIMUM EQUIPMENT LIST	MEL ITEMS 32 - LANDING GEAR 32-42 - Normal Braking
---	--

32-42-09	AUTO/BRK (LO, MED, MAX) pb-sw ON light
-----------------	---

Ident.: MI-32-42-00007745.0001001 / 29 NOV 11

Applicable to: ALL

32-42-09A AUTO/BRK mode arming displayed on the WHEEL SD page

Repair interval	Nbr installed	Nbr required	Placard
C	3	0	Yes

One or more may be inoperative provided that, when appropriate, the associated AUTO/BRK mode arming is displayed on the WHEEL SD page .

32-42-09B AUTO/BRK function considered inoperative

Repair interval	Nbr installed	Nbr required	Placard
C	3	0	Yes

One or more may be inoperative provided that the AUTO/BRK function is considered inoperative.

Refer to Item 32-42-05 AUTO/BRK Function



DRAGONAIR

A320/A321


MINIMUM EQUIPMENT LIST

MEL ITEMS

32 - LANDING GEAR

32-42 - Normal Braking

Intentionally left blank

 DRAGONAIR A320/A321 MINIMUM EQUIPMENT LIST	MEL ITEMS 32 - LANDING GEAR 32-44 - Alternate Braking
---	---

32-44-01	Yellow System Brake
-----------------	----------------------------

Ident.: MI-32-44-00007746.0001001 / 29 NOV 11

Applicable to: ALL

32-44-01A

Repair interval	Nbr installed	Nbr required	Placard
C	1	1	No

[S]

(m) Braking on one wheel may be inoperative provided that:

- 1) Both thrust reversers are operative, and
- 2) The yellow hydraulic supply of the affected brake is deactivated.

_____ Reference(s) _____

(m) *Refer to AMM 32-43-00-040-001*

[S]

32-44-02	ACCU PRESS Indicator
-----------------	-----------------------------

Ident.: MI-32-44-00007747.0001001 / 29 NOV 11

Applicable to: B-HSD, B-HSE, B-HSG, B-HSI, B-HSJ, B-HSK, B-HSL, B-HSM, B-HSN, B-HTD, B-HTE, B-HTF, B-HTG, B-HTH, B-HTI

32-44-02A Brakes pressure indicator operative

Repair interval	Nbr installed	Nbr required	Placard
C	1	0	Yes

May be inoperative provided that:

- 1) Both brakes pressure indicators are operative, and
- 2) The pressure on both brakes pressure indicators is checked with parking brake ON before each flight.

**DRAGONAIR****A320/A321**
MINIMUM EQUIPMENT LIST**MEL ITEMS****32 - LANDING GEAR**

32-44 - Alternate Braking

32-44-02**ACCU PRESS Indicator**

Ident.: MI-32-44-00007747.0002001 / 29 NOV 11

Applicable to: B-HSO, B-HSP, B-HSQ, B-HSR

32-44-02A Brakes pressure indicator operative

Repair interval	Nbr installed	Nbr required	Placard
C	1	0	Yes

May be inoperative provided that:

- 1) Both brakes pressure indicators are operative, and
- 2) The pressure on both brakes pressure indicators is checked with parking brake ON before each flight.

32-44-02B Checks on WHEEL SD page

Repair interval	Nbr installed	Nbr required	Placard
C	1	0	Yes

May be inoperative provided that:

- 1) The ACCU PRESS/ACCU ONLY indication is operative on the WHEEL SD page, and
- 2) The hydraulic pressure of the brake accumulator is checked on the WHEEL SD page before each flight.

32-44-03**BRAKES Pressure Indicator**


Ident.: MI-32-44-00007748.0002001 / 22 MAR 10

Applicable to: ALL

32-44-03A

Repair interval	Nbr installed	Nbr required	Placard
C	2	0	Yes

One or both may be inoperative provided that the BSCU system 1 and the BSCU system 2 are operative.

 DRAGONAIR A320/A321 MINIMUM EQUIPMENT LIST	MEL ITEMS 32 - LANDING GEAR 32-44 - Alternate Braking
---	---

32-44-04	Alternate Braking Control Unit (ABCU)
-----------------	--

Ident.: MI-32-44-00007749.0003001 / 29 NOV 11

Applicable to: B-HSO, B-HSP, B-HSQ, B-HSR

32-44-04A

Repair interval	Nbr installed	Nbr required	Placard
-	1	1	No

Must be operative.



DRAGONAIR

A320/A321


MINIMUM EQUIPMENT LIST

MEL ITEMS

32 - LANDING GEAR

32-44 - Alternate Braking

Intentionally left blank

 DRAGONAIR A320/A321 MINIMUM EQUIPMENT LIST	MEL ITEMS 32 - LANDING GEAR 32-45 - Parking/Ultime Emergency Braking
---	--

32-45-01	Parking Brake Control Valve Electrical Motor
-----------------	---

Ident.: MI-32-45-00007750.0001001 / 29 NOV 11

Applicable to: ALL

32-45-01A

Repair interval	Nbr installed	Nbr required	Placard
C	2	1	No

S

- (m) One may be inoperative provided that:
 - 1) Both thrust reversers are operative, and
 - 2) The aircraft is not towed if the STBY motor is affected and when the batteries supply the aircraft.

_____ Reference(s) _____

(m) *Refer to AMM 32-45-00-040-001*

S



DRAGONAIR

A320/A321


MINIMUM EQUIPMENT LIST

MEL ITEMS

32 - LANDING GEAR

32-45 - Parking/Ultime Emergency Braking

Intentionally left blank

 DRAGONAIR A320/A321 MINIMUM EQUIPMENT LIST	MEL ITEMS 32 - LANDING GEAR 32-47 - Brake Temperature System
---	--

32-47-01	Brake Temperature Monitoring Unit (BTMU)
-----------------	---

Ident.: MI-32-47-00007751.0001001 / 29 NOV 11

Applicable to: ALL

32-47-01A

Repair interval	Nbr installed	Nbr required	Placard
C	2	0	No

- (o) One or both may be inoperative provided that the ground brake cooling time is applied.

_____ Reference(s) _____

- (o) *Refer to OpsProc 32-47-01A Brake Temperature Monitoring Unit (BTMU)*



DRAGONAIR

A320/A321


MINIMUM EQUIPMENT LIST

MEL ITEMS

32 - LANDING GEAR

32-47 - Brake Temperature System

Intentionally left blank

 DRAGONAIR A320/A321 MINIMUM EQUIPMENT LIST	MEL ITEMS 32 - LANDING GEAR 32-48 - Brake Cooling
---	---

32-48-01	Brake Fan System
-----------------	-------------------------

Ident.: MI-32-48-00007752.0001001 / 29 NOV 11

Applicable to: ALL

32-48-01A

Repair interval	Nbr installed	Nbr required	Placard
D	1	0	Yes

May be inoperative.

32-48-02	BRK FAN pb-sw HOT light
-----------------	--------------------------------

Ident.: MI-32-48-00007753.0001001 / 29 NOV 11

Applicable to: ALL

32-48-02A

Repair interval	Nbr installed	Nbr required	Placard
D	1	0	Yes

May be inoperative.

32-48-03	BRK FAN pb-sw ON light
-----------------	-------------------------------

Ident.: MI-32-48-00007754.0001001 / 29 NOV 11

Applicable to: ALL

32-48-03A

Repair interval	Nbr installed	Nbr required	Placard
D	1	0	Yes

May be inoperative.



DRAGONAIR

A320/A321


MINIMUM EQUIPMENT LIST

MEL ITEMS

32 - LANDING GEAR

32-48 - Brake Cooling

Intentionally left blank

 DRAGONAIR A320/A321 MINIMUM EQUIPMENT LIST	MEL ITEMS 32 - LANDING GEAR 32-51 - Steering
---	--

32-51-01	Nose Wheel Steering Control System
-----------------	---

Ident.: MI-32-51-00007755.0002001 / 29 NOV 11

Applicable to: ALL

32-51-01A

Repair interval	Nbr installed	Nbr required	Placard
A	1	0	Yes

L **P**

- (o) May be inoperative for three flights provided that:
- 1) The failure is detected by the BSCU (the WHEEL N/W STRG FAULT alert is displayed on the EWD), and
 - 2) The runway width at departure and arrival airports is at least 45 m , and
 - 3) The runway is not contaminated, and
 - 4) The crosswind component is below 20 kt at departure and arrival airports.

Note: For nose wheel steering offset, Refer to FCOM/PRO-SUP-32 Operation with Nosewheel Steering Offset .

_____ Reference(s) _____

- (o) Refer to OpsProc 32-51-01A Nose Wheel Steering Control System

L
P

32-51-02	Rudder PEDALS DISC pb
-----------------	------------------------------

Ident.: MI-32-51-00007756.0001001 / 29 NOV 11

Applicable to: ALL

32-51-02A

Repair interval	Nbr installed	Nbr required	Placard
C	2	0	Yes

- (o) One or both may be inoperative in the released position provided that the Nose Wheel Steering by rudder pedals is operative for both pilots.

_____ Reference(s) _____

- (o) Refer to OpsProc 32-51-02A Rudder PEDALS DISC pb



DRAGONAIR

A320/A321
MINIMUM EQUIPMENT LIST

MEL ITEMS
32 - LANDING GEAR
32-51 - Steering

32-51-03

NWS Electrical Deactivation Box

Ident.: MI-32-51-00007757.0001001 / 29 NOV 11

Applicable to: ALL

32-51-03A No towing mode when lever in the TOWING position

Repair interval	Nbr installed	Nbr required	Placard
C	1	0	No

- (o) May be inoperative.

Note: The towing mode is not available when the lever is in the TOWING position.

Reference(s)

- (o) Refer to OpsProc 32-51-03A NWS Electrical Deactivation Box (towing mode is not available when the lever is in the TOWING position)

32-51-03B NWS electrical deactivation box deactivated

Repair interval	Nbr installed	Nbr required	Placard
C	1	0	No

S

- (o)(m) May be inoperative provided that the NWS electrical deactivation box is deactivated.

Reference(s)

- (o) Refer to OpsProc 32-51-03B NWS Electrical Deactivation Box (NWS Electrical Deactivation Box deactivated)

- (m) Refer to AMM 32-51-00-040-002

S

32-51-04

PARKING BRAKE light on the NWS Electrical Deactivation Box

Ident.: MI-32-51-00007758.0001001 / 29 NOV 11


Applicable to: ALL

32-51-04A

Repair interval	Nbr installed	Nbr required	Placard
C	1	0	No

- (o) May be inoperative.

Continued on the following page

 <p>DRAGONAIR A320/A321 MINIMUM EQUIPMENT LIST</p>	<p>MEL ITEMS 32 - LANDING GEAR 32-51 - Steering</p>
--	---

Continued from the previous page

_____ Reference(s) _____

- (o) *Refer to OpsProc 32-51-04A PARKING BRAKE light on the NWS Electrical Deactivation Box*



DRAGONAIR

A320/A321


MINIMUM EQUIPMENT LIST

MEL ITEMS

32 - LANDING GEAR

32-51 - Steering

Intentionally left blank

 DRAGONAIR A320/A321 MINIMUM EQUIPMENT LIST	MEL ITEMS 32 - LANDING GEAR 32-61 - Landing Gear Panel on the Center Instrument Panel
---	---

32-61-01	LDG GEAR Indicator Panel
-----------------	---------------------------------

Ident.: MI-32-61-00007759.0001001 / 22 MAR 10

Applicable to: ALL

32-61-01A

Repair interval	Nbr installed	Nbr required	Placard
C	1	0	Yes

May be inoperative.

32-61-02	DOWN Red Arrow light on the Landing Gear lever
-----------------	---

Ident.: MI-32-61-00007760.0001001 / 29 NOV 11

Applicable to: ALL

32-61-02A

Repair interval	Nbr installed	Nbr required	Placard
C	1	0	Yes

S **A**

(m) May be inoperative provided that the L/G GEAR NOT DOWN alert and the L/G GEAR NOT DOWNLOCKED alert are checked operative.

_____ Reference(s) _____

(m) Refer to AMM 32-61-00-040-001

S
A



DRAGONAIR

A320/A321


MINIMUM EQUIPMENT LIST

MEL ITEMS

32 - LANDING GEAR

32-61 - Landing Gear Panel on the Center Instrument Panel

Intentionally left blank

 DRAGONAIR A320/A321 MINIMUM EQUIPMENT LIST	MEL ITEMS 33 - LIGHTS 33-01 - Overhead Panels 33-01-01 - ANN LT Overhead Panel
---	---

33-01-01-01	TEST Function of ANN LT sw
--------------------	-----------------------------------

Ident.: MI-33-01-01-00007633.0001001 / 22 MAR 10
Applicable to: ALL

33-01-01-01A

Repair interval	Nbr installed	Nbr required	Placard
C	1	0	No

May be inoperative.

33-01-01-02	DIM Function of ANN LT sw
--------------------	----------------------------------

Ident.: MI-33-01-01-00007635.0001001 / 22 MAR 10
Applicable to: ALL

33-01-01-02A

Repair interval	Nbr installed	Nbr required	Placard
C	1	0	No

Dim lighting may be inoperative provided that the bright lighting is operative.

33-01-01-03	BRT Function of ANN LT sw
--------------------	----------------------------------

Ident.: MI-33-01-01-00007636.0001001 / 29 NOV 11
Applicable to: ALL

33-01-01-03A

Repair interval	Nbr installed	Nbr required	Placard
C	1	0	No

S

Bright lighting may be inoperative for night operation.
Refer to Item 33-01-01-02 DIM Function of ANN LT sw

_____ Reference(s) _____

S



DRAGONAIR

A320/A321

MINIMUM EQUIPMENT LIST


MEL ITEMS

33 - LIGHTS

33-01 - Overhead Panels

33-01-01 - ANN LT Overhead Panel

Intentionally left blank

 DRAGONAIR A320/A321 MINIMUM EQUIPMENT LIST	MEL ITEMS 33 - LIGHTS 33-01 - Overhead Panels 33-01-02 - SIGNS Overhead Panel
---	--

33-01-02-01	EMER EXIT LT OFF light
--------------------	-------------------------------

Ident.: MI-33-01-02-00007637.0001001 / 29 NOV 11

Applicable to: ALL

33-01-02-01A

Repair interval	Nbr installed	Nbr required	Placard
C	1	0	Yes

[S]

(m) May be inoperative provided that the emergency lighting system is checked operative every day.

_____ Reference(s) _____

(m) Refer to AMM 33-51-00-040-002

[S]

33-01-02-02	AUTO Function of SEAT BELT SIGNS sw
--------------------	--

Ident.: MI-33-01-02-00007638.0001001 / 29 NOV 11

Applicable to: ALL

33-01-02-02A

Repair interval	Nbr installed	Nbr required	Placard
D	1	0	No

May be inoperative.

33-01-02-03	AUTO Function of NO SMOKING SIGNS sw
--------------------	---

Ident.: MI-33-01-02-00007639.0001001 / 29 NOV 11

Applicable to: ALL

33-01-02-03A

Repair interval	Nbr installed	Nbr required	Placard
D	1	0	No

May be inoperative.



DRAGONAIR

A320/A321

MINIMUM EQUIPMENT LIST


MEL ITEMS

33 - LIGHTS

33-01 - Overhead Panels

33-01-02 - SIGNS Overhead Panel

Intentionally left blank

 DRAGONAIR A320/A321 MINIMUM EQUIPMENT LIST	MEL ITEMS 33 - LIGHTS 33-10 - Cockpit General Illumination
--	--

33-10-01	Cockpit General Illumination (Center & Main Instrument Lighting, Console and Floor Lighting, Dome lights and Lighting Strips, Instrument and Panel Integral Lighting, Map Holder Lighting, Center Pedestal Lighting)
-----------------	---

Ident.: MI-33-10-00007640.0004001 / 29 NOV 11

Applicable to: B-HSL, B-HSM, B-HSN, B-HSO, B-HSP, B-HSQ, B-HSR

33-10-01A Day or Night Operations

Repair interval	Nbr installed	Nbr required	Placard
C	–	–	No

May be inoperative provided that:

- 1) The lighting is sufficient for all instruments and controls, and
- 2) The RH dome light is operative.

33-10-01	Cockpit General Illumination (Center & Main Instrument Lighting, Console and Floor Lighting, Dome lights and Lighting Strips, Instrument and Panel Integral Lighting, Map Holder Lighting, Center Pedestal Lighting)
-----------------	---

Ident.: MI-33-10-00007640.0002001 / 29 NOV 11

Applicable to: B-HSD, B-HSE, B-HSG, B-HSI, B-HSJ, B-HSK, B-HTD, B-HTE, B-HTF, B-HTG, B-HTH, B-HTI

33-10-01A Day or Night Operations

Repair interval	Nbr installed	Nbr required	Placard
C	–	–	No

May be inoperative provided that:

- 1) The lighting is sufficient for all instruments and controls, and
- 2) The RH dome light is operative, and
- 3) The left section of the center instrument panel flood lighting is operative.



DRAGONAIR

A320/A321


MINIMUM EQUIPMENT LIST

MEL ITEMS

33 - LIGHTS

33-10 - Cockpit General Illumination

Intentionally left blank

 DRAGONAIR A320/A321 MINIMUM EQUIPMENT LIST	MEL ITEMS 33 - LIGHTS 33-20 - Cabin General Illumination
---	--

33-20-01	Cabin General Illumination
-----------------	-----------------------------------

Ident.: MI-33-20-00007641.0001001 / 29 NOV 11
Applicable to: ALL

33-20-01A Cabin Lights (Aircraft with Photo-Luminescent FPEEPMS)

Repair interval	Nbr installed	Nbr required	Placard
C	–	–	No

- Individual overhead, ceiling and sidewall lights may be inoperative provided that:
- 1) The lighting must be sufficient for cabin attendants to perform their duties.
 - 2) They do not exceed more than 10 percent of the total quantity per zone.
 - 3) No more than two adjacent lamps in the longitudinal or lateral direction may be inoperative. (Adjacent lamps are those next to or diagonally opposing each other.)
 - 4) All inoperative lamps must be clear of galley, cabinets and life-raft storage areas.
 - 5) Cabin emergency lighting is verified operative.
- Note:* Cabin emergency lighting does not include floor proximity lights.
Refer to Item 33-51-05 Floor Proximity Emergency Escape Path Marking System in the Main Aisle

33-20-01B Cabin Lights (Aircraft with Photo-Luminescent FPEEPMS)

Repair interval	Nbr installed	Nbr required	Placard
C	–	–	No

S

- Overhead, ceiling and sidewall lights may be inoperative provided that:
- 1) Passengers are not carried.
 - 2) The lighting must be sufficient for cabin attendants to perform their duties.

_____ Reference(s) _____

S

**DRAGONAIR****A320/A321
MINIMUM EQUIPMENT LIST****MEL ITEMS****33 - LIGHTS**

33-20 - Cabin General Illumination

33-20-02**Cabin Signs (No Smoking/No Electronic
Devices/Fasten Seat Belt/Return to Seat)**

Ident.: MI-33-20-00007642.0001001 / 29 NOV 11

Applicable to: ALL

33-20-02A Passenger seat occupied

Repair interval	Nbr installed	Nbr required	Placard
C	–	0	No

[S]

One or more may be inoperative and the affected passenger seat may be occupied provided that:

- 1) PA can be clearly heard throughout the cabin during the flight, and
- 2) PA is used to alert the cabin attendants when passengers must return to seat, seat belts should be fastened.

_____ Reference(s) _____

[S]**33-20-02B Passenger seat not occupied**


Repair interval	Nbr installed	Nbr required	Placard
C	–	–	Yes

[S]

Seats from which a passenger cannot see a readily legible “No Smoking/Fasten Seat Belts” sign must be blocked and placarded “DO NOT OCCUPY”.

_____ Reference(s) _____

[S]

 DRAGONAIR A320/A321 MINIMUM EQUIPMENT LIST	MEL ITEMS 33 - LIGHTS 33-20 - Cabin General Illumination
---	--

33-20-03	Lavatory Sign (Return to seat)
-----------------	---------------------------------------

Ident.: MI-33-20-00007643.0001001 / 29 NOV 11
Applicable to: ALL

33-20-03A

Repair interval	Nbr installed	Nbr required	Placard
C	–	0	Yes

[S]

- (o) One or more may be inoperative and the affected lavatory may be used provided that:
 - 1) The passenger address system is checked operative in the affected lavatory, and
 - 2) The passenger address system is used to alert the occupant to return to his seat.

_____ Reference(s) _____

- (o) *Refer to OpsProc 33-20-03A Lavatory Sign (Return to seat)*

[S]



DRAGONAIR

A320/A321


MINIMUM EQUIPMENT LIST

MEL ITEMS

33 - LIGHTS

33-20 - Cabin General Illumination

Intentionally left blank

 DRAGONAIR A320/A321 MINIMUM EQUIPMENT LIST	MEL ITEMS 33 - LIGHTS 33-30 - Cargo and Service Compartment Lighting
---	--

33-30-01	Cargo and Service Compartment Lighting System
-----------------	--

Ident.: MI-33-30-00007644.0001001 / 22 MAR 10

Applicable to: ALL

33-30-01A

Repair interval	Nbr installed	Nbr required	Placard
D	1	0	No

May be inoperative.



DRAGONAIR

A320/A321


MINIMUM EQUIPMENT LIST

MEL ITEMS

33 - LIGHTS

33-30 - Cargo and Service Compartment Lighting

Intentionally left blank

 DRAGONAIR A320/A321 MINIMUM EQUIPMENT LIST	MEL ITEMS 33 - LIGHTS 33-40 - Exterior Lighting
---	---

33-40-01	Navigation light System 1
-----------------	----------------------------------

Ident.: MI-33-40-00007645.0002001 / 29 NOV 11

Applicable to: ALL

33-40-01A Daylight operations

Repair interval	Nbr installed	Nbr required	Placard
C	3	0	Yes

S

One or more may be inoperative for daylight operations.

_____ Reference(s) _____

S

33-40-01B Navigation light system 2 operative

Repair interval	Nbr installed	Nbr required	Placard
C	3	0	Yes

S

One or more may be inoperative provided that the Navigation light system 2 is operative.

_____ Reference(s) _____

S

33-40-02	Navigation light System 2
-----------------	----------------------------------

Ident.: MI-33-40-00007646.0001001 / 22 MAR 10

Applicable to: ALL

33-40-02A

Repair interval	Nbr installed	Nbr required	Placard
C	3	0	Yes

One or more may be inoperative.

**DRAGONAIR****A320/A321
MINIMUM EQUIPMENT LIST****MEL ITEMS****33 - LIGHTS**

33-40 - Exterior Lighting

33-40-03**Landing light**

Ident.: MI-33-40-00007647.0001001 / 29 NOV 11

Applicable to: ALL

33-40-03A Nose, taxi and takeoff lights operative

Repair interval	Nbr installed	Nbr required	Placard
C	2	1	Yes

S

One may be inoperative provided that the nose, taxi and takeoff lights are operative.

_____ Reference(s) _____

S**33-40-03B Daylight operations**

Repair interval	Nbr installed	Nbr required	Placard
C	2	0	Yes

S

One or both may be inoperative for daylight operations.

_____ Reference(s) _____

S**33-40-04****Landing light Extension/Retraction System**

Ident.: MI-33-40-00007651.0001001 / 29 NOV 11

Applicable to: ALL


33-40-04A Inoperative in extended position

Repair interval	Nbr installed	Nbr required	Placard
C	2	0	No

P

(o) One or both may be inoperative in the extended position.

Continued on the following page

 DRAGONAIR A320/A321 MINIMUM EQUIPMENT LIST	MEL ITEMS 33 - LIGHTS 33-40 - Exterior Lighting
---	---

Continued from the previous page

_____ Reference(s) _____

(o) Refer to OpsProc 33-40-04A Landing light Extension/Retraction System

P

33-40-04B Inoperative in retracted position

Repair interval	Nbr installed	Nbr required	Placard
C	2	0	No

S

One or both may be inoperative in the retracted position provided that the associated light is considered inoperative.

Refer to Item 33-40-03 Landing light

_____ Reference(s) _____

S

33-40-05	Runway Turnoff light
-----------------	-----------------------------

Ident.: MI-33-40-00007654.0001001 / 22 MAR 10

Applicable to: ALL

33-40-05A

Repair interval	Nbr installed	Nbr required	Placard
C	2	0	Yes

One or both may be inoperative.

 DRAGONAIR A320/A321 MINIMUM EQUIPMENT LIST	MEL ITEMS 33 - LIGHTS 33-40 - Exterior Lighting
--	---

33-40-06	Taxi and Takeoff light
-----------------	-------------------------------

Ident.: MI-33-40-00007657.0001001 / 22 MAR 10

Applicable to: ALL

33-40-06A

Repair interval	Nbr installed	Nbr required	Placard
C	2	0	Yes

One or both may be inoperative.

33-40-07	Logo light
-----------------	-------------------

Ident.: MI-33-40-00007658.0001001 / 22 MAR 10

Applicable to: ALL

33-40-07A

Repair interval	Nbr installed	Nbr required	Placard
D	2	0	Yes

One or both may be inoperative.

33-40-08	Beacon light
-----------------	---------------------

Ident.: MI-33-40-00007659.0002001 / 29 NOV 11

Applicable to: ALL

33-40-08C Strobe lights operative


Repair interval	Nbr installed	Nbr required	Placard
C	2	1	Yes

(o) One may be inoperative.

Reference(s)

(o) Refer to OpsProc 33-40-08C Beacon light

Continued on the following page

 DRAGONAIR A320/A321 MINIMUM EQUIPMENT LIST	MEL ITEMS 33 - LIGHTS 33-40 - Exterior Lighting
---	---

Continued from the previous page

33-40-08D Daylight operations

Repair interval	Nbr installed	Nbr required	Placard
C	2	0	Yes

- (o) One or both may be inoperative for daylight operations only provided aircraft does not depart HKG.

_____ Reference(s) _____

- (o) *Refer to OpsProc 33-40-08D Beacon light*

33-40-09	Wing Scan light
-----------------	------------------------

Ident.: MI-33-40-00007662.0001001 / 29 NOV 11

Applicable to: ALL

33-40-09A

Repair interval	Nbr installed	Nbr required	Placard
B	2	0	Yes

- (o) One or both may be inoperative.

_____ Reference(s) _____

- (o) *Refer to OpsProc 33-40-09A Wing Scan light*

33-40-10	Strobe light
-----------------	---------------------

Ident.: MI-33-40-00007664.0001001 / 22 MAR 10

Applicable to: ALL

33-40-10A

Repair interval	Nbr installed	Nbr required	Placard
D	3	0	Yes

One or more may be inoperative.



DRAGONAIR

A320/A321


MINIMUM EQUIPMENT LIST

MEL ITEMS

33 - LIGHTS

33-40 - Exterior Lighting

Intentionally left blank

 DRAGONAIR A320/A321 MINIMUM EQUIPMENT LIST	MEL ITEMS 33 - LIGHTS 33-51 - Cabin Emergency Lighting
---	--

33-51-01	Exit Marking Sign
-----------------	--------------------------

Ident.: MI-33-51-00007667.0001001 / 29 NOV 11

Applicable to: B-HSD, B-HSE, B-HSG, B-HSI, B-HSJ

33-51-01A A maximum of three non-adjacent bulbs inoperative

Repair interval	Nbr installed	Nbr required	Placard
C	6	6	No

A maximum of three non-adjacent bulbs may be inoperative in one or more signs.

33-51-01C Associated exit considered inoperative

Repair interval	Nbr installed	Nbr required	Placard
B	6	5	No

P

One or more may be inoperative provided that the associated exit is considered inoperative.

Refer to Item 52-10-01 Cabin Passenger Door , and

Refer to Item 52-10-02 Overwing Emergency Exit

_____ Reference(s) _____

P

33-51-01	Exit Marking Sign
-----------------	--------------------------

Ident.: MI-33-51-00007667.0003001 / 29 NOV 11

Applicable to: B-HTD, B-HTE, B-HTF

33-51-01A A maximum of three non-adjacent bulbs inoperative

Repair interval	Nbr installed	Nbr required	Placard
C	8	8	No

A maximum of three non-adjacent bulbs may be inoperative in one or more signs.

Continued on the following page

**DRAGONAIR****A320/A321**
MINIMUM EQUIPMENT LIST**MEL ITEMS****33 - LIGHTS**

33-51 - Cabin Emergency Lighting

*Continued from the previous page***33-51-01C Associated exit considered inoperative**

Repair interval	Nbr installed	Nbr required	Placard
B	8	7	No

P

One or more may be inoperative provided that the associated exit is considered inoperative.
Refer to Item 52-10-01 Cabin Passenger Door

_____ Reference(s) _____

P

33-51-01	Exit Marking Sign
-----------------	--------------------------

Ident.: MI-33-51-00007667.0004001 / 29 NOV 11

Applicable to: B-HSK, B-HSL, B-HSM, B-HSN, B-HSO, B-HSP, B-HSQ, B-HSR

33-51-01B A maximum of three non-adjacent LED s inoperative

Repair interval	Nbr installed	Nbr required	Placard
C	6	6	No

A maximum of three non-adjacent LED s may be inoperative in one or more signs.

33-51-01C Associated exit considered inoperative


Repair interval	Nbr installed	Nbr required	Placard
B	6	5	No

P

One or more may be inoperative provided that the associated exit is considered inoperative.
Refer to Item 52-10-01 Cabin Passenger Door , and
Refer to Item 52-10-02 Overwing Emergency Exit

_____ Reference(s) _____

P

 DRAGONAIR A320/A321 MINIMUM EQUIPMENT LIST	MEL ITEMS 33 - LIGHTS 33-51 - Cabin Emergency Lighting
---	--

33-51-01	Exit Marking Sign
-----------------	--------------------------

Ident.: MI-33-51-00007667.0007001 / 29 NOV 11
Applicable to: B-HTG, B-HTH, B-HTI

33-51-01B A maximum of three non-adjacent LED s inoperative

Repair interval	Nbr installed	Nbr required	Placard
C	8	8	No

A maximum of three non-adjacent LED s may be inoperative in one or more signs.

33-51-01C Associated exit considered inoperative

Repair interval	Nbr installed	Nbr required	Placard
B	8	7	No

P

One or more may be inoperative provided that the associated exit is considered inoperative.
Refer to Item 52-10-01 Cabin Passenger Door

_____ Reference(s) _____

P

33-51-02	Exit Location Sign in the Main Aisle
-----------------	---

Ident.: MI-33-51-00007668.0001001 / 29 NOV 11
Applicable to: B-HSD, B-HSE, B-HSG, B-HSI, B-HSJ, B-HTD, B-HTE, B-HTF

33-51-02B

Repair interval	Nbr installed	Nbr required	Placard
–	–	–	No

Must be operative.

**DRAGONAIR****A320/A321****MINIMUM EQUIPMENT LIST****MEL ITEMS****33 - LIGHTS**

33-51 - Cabin Emergency Lighting

33-51-02**Exit Location Sign in the Main Aisle**

Ident.: MI-33-51-00007668.0002001 / 29 NOV 11

Applicable to: B-HSK, B-HSL, B-HSM, B-HSN, B-HSO, B-HSP, B-HSQ, B-HSR, B-HTG, B-HTH, B-HTI

33-51-02A

Repair interval	Nbr installed	Nbr required	Placard
C	–	–	No

A maximum of three non-adjacent LEDs may be inoperative in one or more signs.

33-51-03**Overhead Emergency Lighting System in the Main Aisle**

Ident.: MI-33-51-00007669.0001001 / 29 NOV 11

Applicable to: B-HTD, B-HTE, B-HTF, B-HTG, B-HTH, B-HTI

33-51-03A

Repair interval	Nbr installed	Nbr required	Placard
C	11	8	No

A maximum of three non-adjacent overhead emergency lights may be inoperative.

33-51-03**Overhead Emergency Lighting System in the Main Aisle**


Ident.: MI-33-51-00007669.9001002 / 29 NOV 11

Applicable to: B-HSD, B-HSE, B-HSG, B-HSI, B-HSJ, B-HSK, B-HSL, B-HSM, B-HSN, B-HSO, B-HSP

33-51-03A

Repair interval	Nbr installed	Nbr required	Placard
C	8	5	No

A maximum of three non-adjacent overhead emergency lights may be inoperative.

 DRAGONAIR A320/A321 MINIMUM EQUIPMENT LIST	MEL ITEMS 33 - LIGHTS 33-51 - Cabin Emergency Lighting
---	--

33-51-04	Overhead Emergency Lighting System in the Door Vicinity
-----------------	--

Ident.: MI-33-51-00007670.0001001 / 29 NOV 11

Applicable to: B-HSD, B-HSE, B-HSG, B-HSI, B-HSJ, B-HSK, B-HSL, B-HSM, B-HSN, B-HSO, B-HSP, B-HSQ, B-HSR

33-51-04A

Repair interval	Nbr installed	Nbr required	Placard
B	4	3	No

P

One or more may be inoperative provided that the associated exit is considered inoperative.
Refer to Item 52-10-01 Cabin Passenger Door, and
Refer to Item 52-10-02 Overwing Emergency Exit

_____ Reference(s) _____

P

33-51-04	Overhead Emergency Lighting System in the Door Vicinity
-----------------	--

Ident.: MI-33-51-00007670.0004001 / 29 NOV 11

Applicable to: B-HTD, B-HTE, B-HTF, B-HTG, B-HTH, B-HTI

33-51-04A

Repair interval	Nbr installed	Nbr required	Placard
B	8	7	No

P

One or more may be inoperative provided that the associated exit is considered inoperative.
Refer to Item 52-10-01 Cabin Passenger Door

_____ Reference(s) _____

P

 DRAGONAIR A320/A321 MINIMUM EQUIPMENT LIST	MEL ITEMS 33 - LIGHTS 33-51 - Cabin Emergency Lighting
--	--

33-51-05	Floor Proximity Emergency Escape Path Marking System in the Main Aisle
-----------------	---

Ident.: MI-33-51-00007671.0001001 / 29 NOV 11

Applicable to: ALL

33-51-05A

Repair interval	Nbr installed	Nbr required	Placard
D	–	–	No

S

May be inoperative for daylight operations only.

_____ Reference(s) _____

S

33-51-05B


Repair interval	Nbr installed	Nbr required	Placard
C	–	–	No

S

For aircraft with Photo-Luminescent FPEEPMS installed, provided all required sidewall EXIT signs and markers are operative, each of the photoluminescent strips of an aisle may be partly inoperative up to a length of 4.8 inches or 10% of the strip length if it is less than 48 inches, provided the inoperative or missing parts are not directly opposite each other and are not closer together than 48 inches. No more than 4 such inoperative or missing parts are allowed.

_____ Reference(s) _____

S

 DRAGONAIR A320/A321 MINIMUM EQUIPMENT LIST	MEL ITEMS 33 - LIGHTS 33-51 - Cabin Emergency Lighting
--	--

33-51-06	Galley Strips
-----------------	----------------------

Ident.: MI-33-51-20801578.9001001 / 29 NOV 11
Applicable to: ALL

33-51-06A

Repair interval	Nbr installed	Nbr required	Placard
C	–	–	No

May be inoperative.

33-51-07	Floor Proximity Emergency Escape Path Marking System Exit Marker
-----------------	---

Ident.: MI-33-51-00007673.0001001 / 29 NOV 11
Applicable to: B-HSD, B-HSE, B-HSG, B-HSI, B-HSJ, B-HSK, B-HSL, B-HSM, B-HSN, B-HSO, B-HSP, B-HSQ, B-HSR

33-51-07A

Repair interval	Nbr installed	Nbr required	Placard
–	8	–	Yes

P

One or more may be inoperative provided that the associated exit is considered inoperative.
Refer to Item 52-10-01 Cabin Passenger Door , and
Refer to Item 52-10-02 Overwing Emergency Exit

_____ Reference(s) _____

P

33-51-07	Floor Proximity Emergency Escape Path Marking System Exit Marker
-----------------	---

Ident.: MI-33-51-00007673.0004001 / 29 NOV 11
Applicable to: B-HTD, B-HTE, B-HTF, B-HTG, B-HTH, B-HTI

33-51-07A

Repair interval	Nbr installed	Nbr required	Placard
–	8	–	Yes

P

One or more may be inoperative provided that the associated exit is considered inoperative.
Refer to Item 52-10-01 Cabin Passenger Door

Continued on the following page



DRAGONAIR

A320/A321
MINIMUM EQUIPMENT LIST

MEL ITEMS

33 - LIGHTS

33-51 - Cabin Emergency Lighting

Continued from the previous page

Reference(s)

P

33-51-08

Overwing Emergency light

Ident.: MI-33-51-00007674.0001001 / 29 NOV 11

Applicable to: B-HSD, B-HSE, B-HSG, B-HSI, B-HSJ, B-HSK, B-HSL, B-HSM, B-HSN, B-HSO, B-HSP, B-HSQ, B-HSR

33-51-08A Daylight operations

Repair interval	Nbr installed	Nbr required	Placard
C	–	0	No

S

One or more may be inoperative for daylight operations.

Reference(s)

S

33-51-08B Associated exit considered inoperative


Repair interval	Nbr installed	Nbr required	Placard
B	–	–	No

P

One or more may be inoperative provided that the associated exit is considered inoperative.
Refer to Item 52-10-02 Overwing Emergency Exit

Reference(s)

P

 DRAGONAIR A320/A321 MINIMUM EQUIPMENT LIST	MEL ITEMS 33 - LIGHTS 33-51 - Cabin Emergency Lighting
---	--

33-51-09	Overwing Exit Handle light
-----------------	-----------------------------------

Ident.: MI-33-51-00007675.0001001 / 29 NOV 11

Applicable to: B-HSD, B-HSE, B-HSG, B-HSI, B-HSJ, B-HSK, B-HSL, B-HSM, B-HSN, B-HSO, B-HSP, B-HSQ, B-HSR

33-51-09A

Repair interval	Nbr installed	Nbr required	Placard
C	2	0	No

One or more may be inoperative.

33-51-10	Escape Slide Lighting
-----------------	------------------------------

Ident.: MI-33-51-00007676.0001001 / 29 NOV 11

Applicable to: B-HSD, B-HSE, B-HSG, B-HSI, B-HSJ, B-HSK, B-HSL, B-HSM, B-HSN, B-HSO, B-HSP, B-HSQ, B-HSR

33-51-10A Daylight operations

Repair interval	Nbr installed	Nbr required	Placard
C	–	0	No

S

May be inoperative for daylight operations.

_____ Reference(s) _____

S

33-51-10B Associated exit considered inoperative

Repair interval	Nbr installed	Nbr required	Placard
B	–	–	No

P

May be inoperative provided that the associated exit is considered inoperative.

Refer to Item 52-10-01 Cabin Passenger Door , and

Refer to Item 52-10-02 Overwing Emergency Exit

_____ Reference(s) _____

P

 DRAGONAIR A320/A321 MINIMUM EQUIPMENT LIST	MEL ITEMS 33 - LIGHTS 33-51 - Cabin Emergency Lighting
---	--

33-51-10	Escape Slide Lighting
-----------------	------------------------------

Ident.: MI-33-51-00007676.0004001 / 29 NOV 11

Applicable to: B-HTD, B-HTE, B-HTF, B-HTG, B-HTH, B-HTI

33-51-10A Daylight operations

Repair interval	Nbr installed	Nbr required	Placard
C	–	0	No

S

May be inoperative for daylight operations.

Reference(s)

S

33-51-10B Associated exit considered inoperative

Repair interval	Nbr installed	Nbr required	Placard
B	–	–	No

P

May be inoperative provided that the associated exit is considered inoperative.
Refer to Item 52-10-01 Cabin Passenger Door

Reference(s)

P

33-51-11	Lavatory Auxiliary light
-----------------	---------------------------------


Ident.: MI-33-51-00007677.0001001 / 29 NOV 11

Applicable to: ALL

33-51-11A

Repair interval	Nbr installed	Nbr required	Placard
C	–	0	No

May be inoperative provided main (fluorescent) lavatory light operates normally.

 DRAGONAIR A320/A321 MINIMUM EQUIPMENT LIST	MEL ITEMS 33 - LIGHTS 33-51 - Cabin Emergency Lighting
---	--

33-51-12	BAT TEST pb on the PTP
-----------------	-------------------------------

Ident.: MI-33-51-00007678.0001001 / 29 NOV 11
Applicable to: ALL

33-51-12A

Repair interval	Nbr installed	Nbr required	Placard
C	1	0	No

May be inoperative provided that the batteries are correctly charged.

33-51-13	SYS TEST pb on the PTP
-----------------	-------------------------------

Ident.: MI-33-51-00007679.0001001 / 29 NOV 11
Applicable to: ALL

33-51-13A

Repair interval	Nbr installed	Nbr required	Placard
C	1	0	No

S

(m) May be inoperative provided that the operational test of the emergency lighting system is performed as an alternative to this test.

_____ Reference(s) _____

(m) Refer to AMM 33-51-00-040-001

S



DRAGONAIR

A320/A321


MINIMUM EQUIPMENT LIST

MEL ITEMS

33 - LIGHTS

33-51 - Cabin Emergency Lighting

Intentionally left blank

 DRAGONAIR A320/A321 MINIMUM EQUIPMENT LIST	MEL ITEMS 34 - NAVIGATION 34-00 - MAINTENANCE Messages on the STATUS SD page
---	--

34-00-01	ADR (1)(2)(3) <u>MAINTENANCE</u> Message
-----------------	---

Ident.: MI-34-00-00008503.0001001 / 29 NOV 11

Applicable to: ALL

34-00-01A

Repair interval	Nbr installed	Nbr required	Placard
C	–	–	No

S

ADR (1)(2)(3) MAINTENANCE message may be displayed on the STATUS SD page.

_____ Reference(s) _____

S

34-00-02	IR <u>MAINTENANCE</u> Message
-----------------	--------------------------------------

Ident.: MI-34-00-00008504.0001001 / 29 NOV 11

Applicable to: ALL

34-00-02A

Repair interval	Nbr installed	Nbr required	Placard
C	–	–	No

S

IR MAINTENANCE message may be displayed on the STATUS SD page.

_____ Reference(s) _____

S



DRAGONAIR

A320/A321


MINIMUM EQUIPMENT LIST

MEL ITEMS

34 - NAVIGATION

34-00 - MAINTENANCE Messages on the STATUS SD page

Intentionally left blank

 DRAGONAIR A320/A321 MINIMUM EQUIPMENT LIST	MEL ITEMS 34 - NAVIGATION 34-01 - Overhead Panels 34-01-01 - ADIRS Overhead Panel
--	--

34-01-01-01	ADR pb-sw FAULT light
--------------------	------------------------------

Ident.: MI-34-01-01-00008505.0001001 / 22 MAR 10

Applicable to: ALL

34-01-01-01A

Repair interval	Nbr installed	Nbr required	Placard
C	3	0	Yes

One or more may be inoperative.

34-01-01-02	ADR pb-sw OFF light
--------------------	----------------------------

Ident.: MI-34-01-01-00008506.0001001 / 22 MAR 10

Applicable to: ALL

34-01-01-02A

Repair interval	Nbr installed	Nbr required	Placard
C	3	0	Yes

One or more may be inoperative.

34-01-01-03	IR FAULT light
--------------------	-----------------------

Ident.: MI-34-01-01-00008509.0001001 / 22 MAR 10

Applicable to: B-HSD, B-HSE, B-HSG, B-HSI, B-HSJ, B-HSK, B-HSL, B-HSM, B-HSN, B-HTD, B-HTE, B-HTF, B-HTG, B-HTH, B-HTI

34-01-01-03A

Repair interval	Nbr installed	Nbr required	Placard
C	3	0	Yes

One or more may be inoperative.

**DRAGONAIR****A320/A321
MINIMUM EQUIPMENT LIST****MEL ITEMS****34 - NAVIGATION**

34-01 - Overhead Panels

34-01-01 - ADIRS Overhead Panel

34-01-01-03**IR pb-sw FAULT light**

Ident.: MI-34-01-01-00008509.0002001 / 29 NOV 11

Applicable to: B-HSO, B-HSP, B-HSQ, B-HSR

34-01-01-03A

Repair interval	Nbr installed	Nbr required	Placard
C	3	0	Yes

One or more may be inoperative.

34-01-01-04**IR ALIGN light**

Ident.: MI-34-01-01-00008510.0001001 / 22 MAR 10

Applicable to: B-HSD, B-HSE, B-HSG, B-HSI, B-HSJ, B-HSK, B-HSL, B-HSM, B-HSN, B-HTD, B-HTE, B-HTF, B-HTG, B-HTH, B-HTI

34-01-01-04A

Repair interval	Nbr installed	Nbr required	Placard
C	3	0	Yes

One or more may be inoperative.

34-01-01-04**IR pb-sw OFF light**


Ident.: MI-34-01-01-00008510.0002001 / 29 NOV 11

Applicable to: B-HSO, B-HSP, B-HSQ, B-HSR

34-01-01-04A

Repair interval	Nbr installed	Nbr required	Placard
C	3	0	Yes

One or more may be inoperative.

 DRAGONAIR A320/A321 MINIMUM EQUIPMENT LIST	MEL ITEMS 34 - NAVIGATION 34-01 - Overhead Panels 34-01-01 - ADIRS Overhead Panel
--	--

34-01-01-05	ON BAT light
--------------------	---------------------

Ident.: MI-34-01-01-00008511.0001001 / 22 MAR 10

Applicable to: ALL

34-01-01-05A

Repair interval	Nbr installed	Nbr required	Placard
C	1	0	Yes

May be inoperative.

34-01-01-31	ADR pb-sw
--------------------	------------------

Ident.: MI-34-01-01-00008512.0001001 / 29 NOV 11

Applicable to: ALL

34-01-01-31A

Repair interval	Nbr installed	Nbr required	Placard
C	3	2	Yes

- (o) ADR 2 or ADR 3 pb-sw may be inoperative provided that:
- 1) The associated mode selector is operative, and
 - 2) The two ADR s and the two IR s associated with the two operative ADRs pb-sw are operative.

_____ Reference(s) _____

- (o) *Refer to OpsProc 34-01-01-31A ADR pb-sw*

34-01-01-32	IR pb-sw
--------------------	-----------------

Ident.: MI-34-01-01-00008513.0001001 / 29 NOV 11

Applicable to: B-HSQ, B-HSP, B-HSQ, B-HSR

34-01-01-32A

Repair interval	Nbr installed	Nbr required	Placard
C	3	2	Yes

- (o) IR 2 or IR 3 pb-sw may be inoperative provided that:
- 1) The associated mode selector is operative, and
 - 2) The two ADR s and the two IR s associated with the two operative IRs pb-sw are operative.

Continued on the following page

**DRAGONAIR****A320/A321**
MINIMUM EQUIPMENT LIST**MEL ITEMS****34 - NAVIGATION**

34-01 - Overhead Panels

34-01-01 - ADIRS Overhead Panel

Continued from the previous page

Reference(s)

(o) Refer to OpsProc 34-01-01-32A IR pb-sw**34-01-01-33****IR Mode selector**

Ident.: MI-34-01-01-00008516.0001001 / 22 MAR 10

Applicable to: B-HSD, B-HSE, B-HSG, B-HSI, B-HSJ, B-HSK, B-HSL, B-HSM, B-HSN, B-HTD, B-HTE, B-HTF, B-HTG, B-HTH, B-HTI

34-01-01-33A

Repair interval	Nbr installed	Nbr required	Placard
C	3	2	Yes

IR 2 or IR 3 mode selector may be inoperative provided that the associated ADIRS is considered inoperative.

Refer to the associated Items.

34-01-01-33**IR Mode selector**

Ident.: MI-34-01-01-00008516.0002001 / 29 NOV 11

Applicable to: B-HSO, B-HSP, B-HSQ, B-HSR

34-01-01-33A

Repair interval	Nbr installed	Nbr required	Placard
C	3	2	Yes

One may be inoperative.

34-01-01-34**DATA DISPLAY selector of ADIRS CDU**

Ident.: MI-34-01-01-00008521.0001001 / 29 NOV 11


Applicable to: B-HSD, B-HSE, B-HSG, B-HSI, B-HSJ, B-HSK, B-HSL, B-HSM, B-HSN, B-HTD, B-HTE, B-HTF, B-HTG, B-HTH, B-HTI

34-01-01-34A MCDU 1 and MCDU 2 operative

Repair interval	Nbr installed	Nbr required	Placard
C	1	0	Yes

May be inoperative provided that the MCDU 1 and the MCDU 2 are operative.

Continued on the following page

 DRAGONAIR A320/A321 MINIMUM EQUIPMENT LIST	MEL ITEMS 34 - NAVIGATION 34-01 - Overhead Panels 34-01-01 - ADIRS Overhead Panel
--	--

Continued from the previous page

34-01-01-34B Navigation not planned on inertial data

Repair interval	Nbr installed	Nbr required	Placard
C	1	0	Yes

P

May be inoperative provided that the navigation is not planned on inertial data.

_____ Reference(s) _____

P

34-01-01-35	SYS DISPLAY selector of ADIRS CDU
--------------------	--

Ident.: MI-34-01-01-00008523.0001001 / 29 NOV 11

Applicable to: B-HSD, B-HSE, B-HSG, B-HSI, B-HSJ, B-HSK, B-HSL, B-HSM, B-HSN, B-HTD, B-HTE, B-HTF, B-HTG, B-HTH, B-HTI

34-01-01-35A MCDU 1 and MCDU 2 operative

Repair interval	Nbr installed	Nbr required	Placard
C	1	0	Yes

May be inoperative provided that:

- 1) The MCDU 1 and the MCDU 2 are operative, and
- 2) The IRS initialization is available through the FMGC.

34-01-01-35B Navigation not planned on inertial data

Repair interval	Nbr installed	Nbr required	Placard
C	1	0	Yes

P

May be inoperative provided that the navigation is not planned on inertial data.

_____ Reference(s) _____

P

**DRAGONAIR****A320/A321
MINIMUM EQUIPMENT LIST****MEL ITEMS****34 - NAVIGATION**

34-01 - Overhead Panels

34-01-01 - ADIRS Overhead Panel

34-01-01-36**Display Unit of ADIRS CDU**

Ident.: MI-34-01-01-00008526.0001001 / 29 NOV 11

Applicable to: B-HSD, B-HSE, B-HSG, B-HSI, B-HSJ, B-HSK, B-HSL, B-HSM, B-HSN, B-HTD, B-HTE, B-HTF, B-HTG, B-HTH, B-HTI

34-01-01-36A MCDU 1 and MCDU 2 operative

Repair interval	Nbr installed	Nbr required	Placard
C	1	0	No

May be inoperative provided that the MCDU 1 and the MCDU 2 are operative.

34-01-01-36B Navigation not planned on inertial data

Repair interval	Nbr installed	Nbr required	Placard
C	1	0	No

P

May be inoperative provided that the navigation is not planned on inertial data.

_____ Reference(s) _____

P**34-01-01-37****Keyboard of ADIRS CDU**


Ident.: MI-34-01-01-00008530.0001001 / 22 MAR 10

Applicable to: B-HSD, B-HSE, B-HSG, B-HSI, B-HSJ, B-HSK, B-HSL, B-HSM, B-HSN, B-HTD, B-HTE, B-HTF, B-HTG, B-HTH, B-HTI

34-01-01-37A

Repair interval	Nbr installed	Nbr required	Placard
C	1	0	No

May be inoperative provided that the MCDU 1 and the MCDU 2 are operative.

 DRAGONAIR A320/A321 MINIMUM EQUIPMENT LIST	MEL ITEMS 34 - NAVIGATION 34-01 - Overhead Panels 34-01-02 - GPWS Overhead Panel
---	---

34-01-02-01	GPWS SYS FAULT light
--------------------	-----------------------------

Ident.: MI-34-01-02-00008534.0001001 / 29 NOV 11

Applicable to: ALL

34-01-02-01A

Repair interval	Nbr installed	Nbr required	Placard
A	1	0	No

S

May be inoperative for a maximum of 6 sector or 25 flight hours or 2 calendar days, whichever occurs first provided that aircraft does not depart Hong Kong.

_____ Reference(s) _____

S



DRAGONAIR

A320/A321

MINIMUM EQUIPMENT LIST


MEL ITEMS

34 - NAVIGATION

34-01 - Overhead Panels

34-01-02 - GPWS Overhead Panel

Intentionally left blank

 DRAGONAIR A320/A321 MINIMUM EQUIPMENT LIST	MEL ITEMS 34 - NAVIGATION 34-05 - Indications on the Primary Flight Display (PFD)
---	---

34-05-01	Actual Airspeed Reference Line and Scale Indication on the PFD
-----------------	---

Ident.: MI-34-05-00008711.0001001 / 22 MAR 10

Applicable to: ALL

34-05-01A

Repair interval	Nbr installed	Nbr required	Placard
–	2	2	No

Both must be operative.

34-05-02	Mach Number Indication on the PFD
-----------------	--

Ident.: MI-34-05-00008712.0001001 / 29 NOV 11

Applicable to: B-HSD, B-HSE, B-HSG, B-HSI, B-HSJ, B-HSK, B-HTD, B-HTE, B-HTF, B-HTG, B-HTH, B-HTI

34-05-02A One indication inoperative

Repair interval	Nbr installed	Nbr required	Placard
C	2	1	No

One may be inoperative.

34-05-02B Both indications inoperative - FCU operative

Repair interval	Nbr installed	Nbr required	Placard
C	2	0	No

Both may be inoperative provided that the SPD/MACH selection window on the FCU is operative.

34-05-02C Both indications inoperative - FL limitation

Repair interval	Nbr installed	Nbr required	Placard
C	2	0	No

P

Both may be inoperative provided that the flight altitude is limited to 25 000 ft.

_____ Reference(s) _____

P

**DRAGONAIR****A320/A321**
MINIMUM EQUIPMENT LIST**MEL ITEMS****34 - NAVIGATION**

34-05 - Indications on the Primary Flight Display (PFD)

34-05-02**Mach Number Indication on the PFD**

Ident.: MI-34-05-00008712.0002001 / 29 NOV 11

Applicable to: B-HSL, B-HSM, B-HSN, B-HSO, B-HSP, B-HSQ, B-HSR

34-05-02A One indication inoperative

Repair interval	Nbr installed	Nbr required	Placard
C	2	1	No

One may be inoperative.

34-05-02B Both indications inoperative - FCU operative

Repair interval	Nbr installed	Nbr required	Placard
C	2	0	No

Both may be inoperative provided that the SPD/MACH selection window on the FCU is operative.

34-05-02C Both indications inoperative - FL limitation

Repair interval	Nbr installed	Nbr required	Placard
C	2	0	No

P


Both may be inoperative provided that the flight altitude is limited to 25 000 ft.

_____ Reference(s) _____

P**34-05-02D Both indications inoperative - ISIS Mach Number Function operative**

Repair interval	Nbr installed	Nbr required	Placard
C	2	0	No

Both may be inoperative provided that the ISIS Mach Number indication is operative.

 DRAGONAIR A320/A321 MINIMUM EQUIPMENT LIST	MEL ITEMS 34 - NAVIGATION 34-05 - Indications on the Primary Flight Display (PFD)
---	---

34-05-03	VMO/MMO Characteristic Speed Indication on the PFD
-----------------	---

Ident.: MI-34-05-00008713.0001001 / 22 MAR 10

Applicable to: ALL

34-05-03A

Repair interval	Nbr installed	Nbr required	Placard
–	2	2	No

Both must be operative.

34-05-04	Altitude Indication on the PFD
-----------------	---------------------------------------

Ident.: MI-34-05-00008714.0001001 / 22 MAR 10

Applicable to: ALL

34-05-04A

Repair interval	Nbr installed	Nbr required	Placard
–	2	2	No

Both must be operative.

34-05-05	Baro Reference Indication on the PFD
-----------------	---

Ident.: MI-34-05-00008715.0001001 / 29 NOV 11

Applicable to: ALL

34-05-05A

Repair interval	Nbr installed	Nbr required	Placard
–	2	2	No

Both must be operative.

**DRAGONAIR****A320/A321**
MINIMUM EQUIPMENT LIST**MEL ITEMS****34 - NAVIGATION**

34-05 - Indications on the Primary Flight Display (PFD)

34-05-06**Vertical Speed in Inertial Mode Indication on the PFD**

Ident.: MI-34-05-00008716.0001001 / 22 MAR 10

Applicable to: ALL**34-05-06A**

Repair interval	Nbr installed	Nbr required	Placard
C	2	0	No

One or both may be inoperative.

34-05-07**Other Air Data Related Indications on the PFD**

Ident.: MI-34-05-00008717.0001001 / 29 NOV 11

Applicable to: ALL**34-05-07A**

Repair interval	Nbr installed	Nbr required	Placard
C	–	0	No

(o) One or more may be inoperative.

_____ Reference(s) _____

(o) *Refer to OpsProc 34-05-07A Other Air Data Related Indications on the PFD***34-05-08****Attitude Indication on the PFD**

Ident.: MI-34-05-00008718.0001001 / 29 NOV 11

Applicable to: ALL**34-05-08A**


Repair interval	Nbr installed	Nbr required	Placard
C	2	1	No

L **P**

(o) One may be inoperative provided that:

- 1) ETOPS is not conducted, and
- 2) The aircraft is operated in day VMC conditions.

Continued on the following page

 DRAGONAIR A320/A321 MINIMUM EQUIPMENT LIST	MEL ITEMS 34 - NAVIGATION 34-05 - Indications on the Primary Flight Display (PFD)
---	---

Continued from the previous page

_____ Reference(s) _____

(o) Refer to OpsProc 34-05-08A Attitude Indication on the PFD

L
P

34-05-09	Heading Indication on the PFD
-----------------	--------------------------------------

Ident.: MI-34-05-00008719.0001001 / 22 MAR 10

Applicable to: ALL

34-05-09A

Repair interval	Nbr installed	Nbr required	Placard
C	2	1	No

One may be inoperative.



DRAGONAIR

A320/A321


MINIMUM EQUIPMENT LIST

MEL ITEMS

34 - NAVIGATION

34-05 - Indications on the Primary Flight Display (PFD)

Intentionally left blank

 DRAGONAIR A320/A321 MINIMUM EQUIPMENT LIST	MEL ITEMS 34 - NAVIGATION 34-06 - Indications on the Navigation Display (ND)
---	--

34-06-01	Ground Speed Indication on the ND
-----------------	--

Ident.: MI-34-06-00008720.0001001 / 22 MAR 10

Applicable to: ALL

34-06-01A

Repair interval	Nbr installed	Nbr required	Placard
C	2	0	Yes

One or both may be inoperative.

34-06-02	True Air Speed Indication on the ND
-----------------	--

Ident.: MI-34-06-00008721.0001001 / 22 MAR 10

Applicable to: ALL

34-06-02A

Repair interval	Nbr installed	Nbr required	Placard
C	2	0	Yes

One or both may be inoperative.

34-06-03	Wind Indication on the ND
-----------------	----------------------------------

Ident.: MI-34-06-00008722.0001001 / 22 MAR 10

Applicable to: ALL

34-06-03A

Repair interval	Nbr installed	Nbr required	Placard
C	2	0	Yes

One or both may be inoperative.

**DRAGONAIR****A320/A321**
MINIMUM EQUIPMENT LIST**MEL ITEMS****34 - NAVIGATION**

34-06 - Indications on the Navigation Display (ND)

34-06-04**Heading Indication on the ND**

Ident.: MI-34-06-00008723.0001001 / 15 SEP 10

Applicable to: ALL**34-06-04A**

Repair interval	Nbr installed	Nbr required	Placard
C	2	1	No

One may be inoperative provided that the heading indications are operative on both PFDs.

34-06-05**Position (Aircraft Symbol) Indication on the ND**

Ident.: MI-34-06-00008724.0001001 / 22 MAR 10

Applicable to: ALL**34-06-05A**

Repair interval	Nbr installed	Nbr required	Placard
C	2	0	No

One or both may be inoperative.


34-06-06**Radio Nav aids Indications on the ND**

Ident.: MI-34-06-00008725.0001001 / 22 MAR 10

Applicable to: ALL**34-06-06A**

Repair interval	Nbr installed	Nbr required	Placard
C	–	0	No

One or more may be inoperative.

 DRAGONAIR A320/A321 MINIMUM EQUIPMENT LIST	MEL ITEMS 34 - NAVIGATION 34-06 - Indications on the Navigation Display (ND)
---	--

34-06-07	Chrono Indication on the ND
-----------------	------------------------------------

Ident.: MI-34-06-00008726.0001001 / 29 NOV 11
Applicable to: ALL

34-06-07A

Repair interval	Nbr installed	Nbr required	Placard
C	2	0	No

One or both may be inoperative.
Refer to Item 31-20-01 Electrical Clock Indicator



DRAGONAIR

A320/A321


MINIMUM EQUIPMENT LIST

MEL ITEMS

34 - NAVIGATION

34-06 - Indications on the Navigation Display (ND)

Intentionally left blank

 DRAGONAIR A320/A321 MINIMUM EQUIPMENT LIST	MEL ITEMS 34 - NAVIGATION 34-10 - Air Data/Inertial Reference System (ADIRS)
---	--

34-10-01	ADR 1
-----------------	--------------

Ident.: MI-34-10-00008541.0001001 / 22 MAR 10
Applicable to: ALL

34-10-01A

Repair interval	Nbr installed	Nbr required	Placard
–	1	1	No

Must be operative.

34-10-02	ADR 2
-----------------	--------------

Ident.: MI-34-10-00008542.0001001 / 29 NOV 11
Applicable to: ALL

34-10-02B

Repair interval	Nbr installed	Nbr required	Placard
C	1	0	Yes

L **P**

- (o) May be inoperative provided that:
 - 1) The IR 1, IR 3, ADR 1 and ADR 3 are operative, and
 - 2) The takeoff is not performed in CONF 1+F.

_____ Reference(s) _____

- (o) Refer to OpsProc 34-10-02B ADR 2

L
P

 DRAGONAIR A320/A321 MINIMUM EQUIPMENT LIST	MEL ITEMS 34 - NAVIGATION 34-10 - Air Data/Inertial Reference System (ADIRS)
---	--

34-10-03	ADR 3
-----------------	--------------

Ident.: MI-34-10-00008545.0001001 / 29 NOV 11

Applicable to: ALL

34-10-03A

Repair interval	Nbr installed	Nbr required	Placard
C	1	0	Yes

L P

(o) May be inoperative provided that the IR 1, IR 2, ADR 1 and ADR 2 are operative.

Reference(s)

(o) Refer to OpsProc 34-10-03A ADR 3

L
P

34-10-04	IR 1
-----------------	-------------

Ident.: MI-34-10-00008547.0001001 / 29 NOV 11

Applicable to: B-HSD, B-HSE, B-HSG, B-HSI, B-HSQ, B-HSR, B-HTD, B-HTE, B-HTF

34-10-04B GPS 1 operative

Repair interval	Nbr installed	Nbr required	Placard
C	1	0	Yes

L P

(o) The NAV mode may be inoperative provided that:

- 1) The IR 1 is operated in ATT mode, and
- 2) The IR 2 and IR 3 are operative, and
- 3) The GPS 1 is operative, and
- 4) The terrain function of the TAWS is considered inoperative.


Refer to Item 34-40-01-01 Ground Proximity Warning System (GPWS)

Reference(s)

(o) Refer to OpsProc 34-10-04B IR 1

L
P

Continued on the following page

 DRAGONAIR A320/A321 MINIMUM EQUIPMENT LIST	MEL ITEMS 34 - NAVIGATION 34-10 - Air Data/Inertial Reference System (ADIRS)
---	--

Continued from the previous page

34-10-04C GPS 1 inoperative

Repair interval	Nbr installed	Nbr required	Placard
C	1	0	Yes

L **P**

(o) The NAV mode may be inoperative provided that:

- 1) The IR 1 is operated in ATT mode, and
- 2) The IR 2 and IR 3 are operative, and
- 3) The Flight remains within radio nav aids coverage, and
- 4) The terrain function of the TAWS is considered inoperative.

Refer to Item 34-40-01-01 Ground Proximity Warning System (GPWS)

_____ Reference(s) _____

(o) *Refer to OpsProc 34-10-04C IR 1*

L
P

34-10-04	IR 1
-----------------	-------------

Ident.: MI-34-10-00008547.0006001 / 29 NOV 11

Applicable to: B-HSJ, B-HSK, B-HSL, B-HSM, B-HSN, B-HSO, B-HSP, B-HTG, B-HTH, B-HTI

34-10-04B GPS 1 operative

Repair interval	Nbr installed	Nbr required	Placard
C	1	0	Yes

L **P**

(o) The NAV mode may be inoperative provided that:

- 1) The IR 1 is operated in ATT mode, and
- 2) The IR 2 and IR 3 are operative, and
- 3) The GPS 1 is operative, and
- 4) The terrain function of the TAWS is considered inoperative

Refer to Item 34-40-01-01 Ground Proximity Warning System (GPWS) , and

- 5) The FMGC 1 is considered inoperative.

Refer to Item 22-83-01 Flight Management and Guidance Computer (FMGC)

Continued on the following page



DRAGONAIR

A320/A321
MINIMUM EQUIPMENT LIST

MEL ITEMS

34 - NAVIGATION

34-10 - Air Data/Inertial Reference System (ADIRS)

Continued from the previous page

_____ Reference(s) _____

(o) Refer to OpsProc 34-10-04B IR 1

L

P

34-10-04C GPS 1 inoperative

Repair interval	Nbr installed	Nbr required	Placard
C	1	0	Yes

L P

(o) The NAV mode may be inoperative provided that:


- 1) The IR 1 is operated in ATT mode, and
- 2) The IR 2 and IR 3 are operative, and
- 3) The Flight remains within radio nav aids coverage, and
- 4) The terrain function of the TAWS is considered inoperative
Refer to Item 34-40-01-01 Ground Proximity Warning System (GPWS) , and
- 5) The FMGC 1 is considered inoperative.
Refer to Item 22-83-01 Flight Management and Guidance Computer (FMGC)

_____ Reference(s) _____

(o) Refer to OpsProc 34-10-04C IR 1

L

P

 DRAGONAIR A320/A321 MINIMUM EQUIPMENT LIST	MEL ITEMS 34 - NAVIGATION 34-10 - Air Data/Inertial Reference System (ADIRS)
---	--

34-10-05	IR 2
-----------------	-------------

Ident.: MI-34-10-00008549.0013001 / 29 NOV 11

Applicable to: B-HSO, B-HSP

34-10-05B IR 2 totally inoperative

Repair interval	Nbr installed	Nbr required	Placard
C	1	0	Yes

L **P**

(o) May be inoperative provided that:

- 1) The IR 2 pb-sw is set to OFF, and
- 2) The IR 1, the IR 3 and two ADR s are operative, and
- 3) The FMGC 2 is considered inoperative.

Refer to Item 22-83-01 Flight Management and Guidance Computer (FMGC)

_____ Reference(s) _____

(o) *Refer to OpsProc 34-10-05B IR 2 (IR 2 totally inoperative)*

L

P

34-10-05C Only NAV mode of IR 2 inoperative

Repair interval	Nbr installed	Nbr required	Placard
C	1	0	Yes

L **P**

(o) The NAV mode may be inoperative provided that:

- 1) The IR 2 is operated in ATT mode, and
- 2) The IR 1 and the IR 3 are operative, and
- 3) The FMGC 2 is considered inoperative.

Refer to Item 22-83-01 Flight Management and Guidance Computer (FMGC)

_____ Reference(s) _____

(o) *Refer to OpsProc 34-10-05C IR 2 (only NAV mode of IR 2 inoperative)*

L

P



DRAGONAIR

A320/A321
MINIMUM EQUIPMENT LIST

MEL ITEMS

34 - NAVIGATION

34-10 - Air Data/Inertial Reference System (ADIRS)

34-10-05

IR 2

Ident.: MI-34-10-00008549.0006001 / 29 NOV 11

Applicable to: B-HSJ, B-HSK, B-HSL, B-HSM, B-HSN, B-HTG, B-HTH, B-HTI

34-10-05B IR 2 totally inoperative

Repair interval	Nbr installed	Nbr required	Placard
C	1	0	Yes

L **P**

(o) May be inoperative provided that:

- 1) The IR 2 mode selector is set to OFF, and
- 2) The IR 1, the IR 3, the ADR 1 and the ADR 3 are operative, and
- 3) The takeoff is not performed in CONF 1+F, and
- 4) The FMGC 2 is considered inoperative.

Refer to Item 22-83-01 Flight Management and Guidance Computer (FMGC)

_____ Reference(s) _____

(o) *Refer to OpsProc 34-10-05B IR 2 (IR 2 totally inoperative)*

L
P

34-10-05C Only NAV mode of IR 2 inoperative

Repair interval	Nbr installed	Nbr required	Placard
C	1	0	Yes

L **P**

(o) The NAV mode may be inoperative provided that:


- 1) The IR 2 is operated in ATT mode, and
- 2) The IR 1 and the IR 3 are operative, and
- 3) The FMGC 2 is considered inoperative.

Refer to Item 22-83-01 Flight Management and Guidance Computer (FMGC)

_____ Reference(s) _____

(o) *Refer to OpsProc 34-10-05C IR 2 (only NAV mode of IR 2 inoperative)*

L
P

 DRAGONAIR A320/A321 MINIMUM EQUIPMENT LIST	MEL ITEMS 34 - NAVIGATION 34-10 - Air Data/Inertial Reference System (ADIRS)
---	--

34-10-05	IR 2
-----------------	-------------

Ident.: MI-34-10-00008549.0001001 / 29 NOV 11

Applicable to: B-HSD, B-HSE, B-HSG, B-HSI, B-HTD, B-HTE, B-HTF

34-10-05B IR 2 totally inoperative

Repair interval	Nbr installed	Nbr required	Placard
C	1	0	Yes

L **P**

- (o) May be inoperative provided that:
- 1) The IR 2 mode selector is set to OFF, and
 - 2) The IR 1, the IR 3, the ADR 1 and the ADR 3 are operative, and
 - 3) The takeoff is not performed in CONF 1+F.

_____ Reference(s) _____

- (o) *Refer to OpsProc 34-10-05B IR 2 (IR 2 totally inoperative)*

L
P

34-10-05C Only NAV mode of IR 2 inoperative

Repair interval	Nbr installed	Nbr required	Placard
C	1	0	Yes

- (o) The NAV mode may be inoperative provided that:
- 1) The IR 2 is operated in ATT mode, and
 - 2) The IR 1 and the IR 3 are operative.

_____ Reference(s) _____

- (o) *Refer to OpsProc 34-10-05C IR 2 (only NAV mode of IR 2 inoperative)*

 DRAGONAIR A320/A321 MINIMUM EQUIPMENT LIST	MEL ITEMS 34 - NAVIGATION 34-10 - Air Data/Inertial Reference System (ADIRS)
---	--

34-10-05	IR 2
-----------------	-------------

Ident.: MI-34-10-00008549.0002001 / 29 NOV 11

Applicable to: B-HSQ, B-HSR

34-10-05B IR 2 totally inoperative

Repair interval	Nbr installed	Nbr required	Placard
C	1	0	Yes

L P

- (o) May be inoperative provided that:
- 1) The IR 2 pb-sw is set to OFF, and
 - 2) The IR 1, the IR 3 and two ADR s are operative.

Reference(s)

- (o) Refer to OpsProc 34-10-05B IR 2 (IR 2 totally inoperative)

L P

34-10-05C Only NAV mode of IR 2 inoperative

Repair interval	Nbr installed	Nbr required	Placard
C	1	0	Yes


L P

- (o) The NAV mode may be inoperative provided that:
- 1) The IR 2 is operated in ATT mode, and
 - 2) The IR 1 and the IR 3 are operative.

Reference(s)

- (o) Refer to OpsProc 34-10-05C IR 2 (only NAV mode of IR 2 inoperative)

L P

 <p>DRAGONAIR A320/A321 MINIMUM EQUIPMENT LIST</p>	<p>MEL ITEMS 34 - NAVIGATION 34-10 - Air Data/Inertial Reference System (ADIRS)</p>
--	---

34-10-06	IR 3 (for aircraft without Honeywell 10 MCU ADIRU)
-----------------	--

Ident.: MI-34-10-00008552.0001001 / 29 NOV 11

Applicable to: B-HSD, B-HSE, B-HSG, B-HSI, B-HSJ, B-HSK, B-HSL, B-HSM, B-HSN, B-HTD, B-HTE, B-HTF, B-HTG, B-HTH, B-HTI

34-10-06A IR 3 mode selector set to OFF

Repair interval	Nbr installed	Nbr required	Placard
C	1	0	Yes

L **P**

- (o) May be inoperative provided that:
- 1) The IR 3 mode selector is set to OFF, and
 - 2) The IR 1, the IR 2, the ADR 1, and the ADR 2 are operative.

_____ Reference(s) _____

- (o) *Refer to OpsProc 34-10-06A IR 3 (for aircraft without Honeywell 10 MCU ADIRU with IR 3 totally inoperative)*

L
P

34-10-06B IR 3 operated in ATT mode

Repair interval	Nbr installed	Nbr required	Placard
C	1	0	Yes

L **P**

- (o) The NAV mode may be inoperative provided that:
- 1) The IR 3 is operated in ATT mode, and
 - 2) The IR 1 and the IR 2 are operative.

_____ Reference(s) _____

- (o) *Refer to OpsProc 34-10-06B IR 3 (for aircraft without Honeywell 10 MCU ADIRU with only NAV mode of IR 3 inoperative)*

L
P



DRAGONAIR

A320/A321
MINIMUM EQUIPMENT LIST

MEL ITEMS

34 - NAVIGATION

34-10 - Air Data/Inertial Reference System (ADIRS)

34-10-06

IR 3 (for aircraft without Honeywell 10 MCU ADIRU)

Ident.: MI-34-10-00008552.0002001 / 29 NOV 11

Applicable to: B-HSO, B-HSP, B-HSQ, B-HSR

34-10-06A IR 3 pb-sw set to OFF

Repair interval	Nbr installed	Nbr required	Placard
C	1	0	Yes

L **P**

- (o) May be inoperative provided that:
- 1) The IR 3 pb-sw is set to OFF, and
 - 2) The IR 1, the IR 2, the ADR 1 and the ADR 2 are operative.

_____ Reference(s) _____

- (o) *Refer to OpsProc 34-10-06A IR 3 (for aircraft without Honeywell 10 MCU ADIRU with IR 3 totally inoperative)*

L
P

34-10-06B IR 3 operated in ATT mode

Repair interval	Nbr installed	Nbr required	Placard
C	1	0	Yes


L **P**

- (o) The NAV mode may be inoperative provided that:
- 1) The IR 3 is operated in ATT mode, and
 - 2) The IR 1 and the IR 2 are operative.

_____ Reference(s) _____

- (o) *Refer to OpsProc 34-10-06B IR 3 (for aircraft without Honeywell 10 MCU ADIRU with only NAV mode of IR 3 inoperative)*

L
P

 DRAGONAIR A320/A321 MINIMUM EQUIPMENT LIST	MEL ITEMS 34 - NAVIGATION 34-10 - Air Data/Inertial Reference System (ADIRS)
---	--

34-10-07	IR 3 (for aircraft with Honeywell 10 MCU ADIRU)
-----------------	---

Ident.: MI-34-10-00008554.0001001 / 29 NOV 11

Applicable to: B-HSD, B-HSE, B-HSG, B-HSI, B-HSJ, B-HSK, B-HSL, B-HSM, B-HSN, B-HTD, B-HTE, B-HTF, B-HTG, B-HTH, B-HTI

34-10-07A IR 3 mode selector set to OFF

Repair interval	Nbr installed	Nbr required	Placard
B	1	0	Yes

- (o) May be inoperative provided that:
- 1) The IR 3 mode selector is set to OFF, and
 - 2) The IR 1, the IR 2, the ADR 1, and the ADR 2 are operative.

_____ Reference(s) _____

- (o) *Refer to OpsProc 34-10-07A IR 3 (for aircraft with Honeywell 10 MCU ADIRU with IR 3 totally inoperative)*

34-10-07B IR 3 operated in ATT mode

Repair interval	Nbr installed	Nbr required	Placard
C	1	0	Yes

- (o) The NAV mode may be inoperative provided that:
- 1) The IR 3 is operated in ATT mode, and
 - 2) The IR 1 and the IR 2 are operative.

_____ Reference(s) _____

- (o) *Refer to OpsProc 34-10-07B IR 3 (for aircraft with Honeywell 10 MCU ADIRU with only NAV mode of IR 3 inoperative)*

 <p>DRAGONAIR A320/A321 MINIMUM EQUIPMENT LIST</p>	<p>MEL ITEMS 34 - NAVIGATION 34-10 - Air Data/Inertial Reference System (ADIRS)</p>
---	---

34-10-07	IR 3 (for aircraft with Honeywell 10 MCU ADIRU)
----------	--

Ident.: MI-34-10-00008554.0002001 / 29 NOV 11

Applicable to: B-HSO, B-HSP, B-HSQ, B-HSR

34-10-07A IR 3 mode selector set to OFF

Repair interval	Nbr installed	Nbr required	Placard
B	1	0	Yes

- (o) May be inoperative provided that:
 - 1) The IR 3 pb-sw is set to OFF, and
 - 2) The IR 1, the IR 2, the ADR 1, and the ADR 2 are operative.

Reference(s)

- (o) Refer to OpsProc 34-10-07A IR 3 (for aircraft with Honeywell 10 MCU ADIRU with IR 3 totally inoperative)


34-10-07B IR 3 operated in ATT mode

Repair interval	Nbr installed	Nbr required	Placard
C	1	0	Yes

- (o) The NAV mode may be inoperative provided that:
 - 1) The IR 3 is operated in ATT mode, and
 - 2) The IR 1 and the IR 2 are operative.

Reference(s)

- (o) Refer to OpsProc 34-10-07B IR 3 (for aircraft with Honeywell 10 MCU ADIRU with only NAV mode of IR 3 inoperative)

 DRAGONAIR A320/A321 MINIMUM EQUIPMENT LIST	MEL ITEMS 34 - NAVIGATION 34-11 - Sensors
---	---

34-11-01	Angle of Attack (AOA) Sensor
-----------------	---------------------------------------

Ident.: MI-34-11-00008558.0001001 / 22 MAR 10

Applicable to: ALL

34-11-01A

Repair interval	Nbr installed	Nbr required	Placard
C	3	2	No

The F/O or the STBY Angle Of Attack sensor may be inoperative provided that the associated ADR is considered inoperative.

Refer to Item 34-10-02 ADR 2 , or

Refer to Item 34-10-03 ADR 3

34-11-02	CAPT Total Air Temperature (TAT) Sensor Element Connected to the ADR 1
-----------------	---

Ident.: MI-34-11-00008560.0001001 / 29 NOV 11

Applicable to: ALL

34-11-02A

Repair interval	Nbr installed	Nbr required	Placard
C	1	0	No

(o) May be inoperative provided that:

- 1) The CAPT sensor element connected to the ADR 3 is operative, and
- 2) The F/O sensor connected to the ADR 2 is operative, and
- 3) The ADR 2 and the ADR 3 are operative, and
- 4) The TAT indication on the SD is checked operative, and
- 5) The TAS indication on the ND 1 is considered inoperative.

Refer to Item 34-06-02 True Air Speed Indication on the ND

_____ Reference(s) _____

- (o) *Refer to OpsProc 34-11-02A CAPT Total Air Temperature (TAT) Sensor Element Connected to the ADR 1*

 DRAGONAIR A320/A321 MINIMUM EQUIPMENT LIST	MEL ITEMS 34 - NAVIGATION 34-11 - Sensors
--	---

34-11-03	CAPT Total Air Temperature (TAT) Sensor Element Connected to the ADR 3
----------	---

Ident.: MI-34-11-00008561.0001001 / 29 NOV 11

Applicable to: ALL

34-11-03A

Repair interval	Nbr installed	Nbr required	Placard
C	1	0	No

- (o) May be inoperative provided that:

1) The CAPT sensor element connected to the ADR 1 is operative, and
 2) The F/O sensor connected to the ADR 2 is operative, and
 3) The ADR 1 and the ADR 2 are operative, and
 4) The TAT indication on the SD is checked operative.
- Reference(s)

(o) Refer to OpsProc 34-11-03A CAPT Total Air Temperature (TAT) Sensor Element Connected to the ADR 3

34-11-04	F/O Total Air Temperature (TAT) Sensor Element Connected to the ADR 2
----------	--

Ident.: MI-34-11-00008562.0001001 / 29 NOV 11

Applicable to: ALL


34-11-04A

Repair interval	Nbr installed	Nbr required	Placard
C	1	0	No

- (o) May be inoperative provided that:

1) Both CAPT TAT sensor elements are operative, and
 2) The ADR 1 and the ADR 3 are operative, and
 3) The TAT indication on the SD is checked operative, and
 4) The TAS indications on the ND 2 is considered inoperative.
 Refer to Item 34-06-02 True Air Speed Indication on the ND
- Reference(s)

(o) Refer to OpsProc 34-11-04A F/O Total Air Temperature (TAT) Sensor Element Connected to the ADR 2

 DRAGONAIR A320/A321 MINIMUM EQUIPMENT LIST	MEL ITEMS 34 - NAVIGATION 34-21 - Altitude and Airspeed Standby Data
---	--

34-21-01	Standby ALT Indicator
-----------------	------------------------------

Ident.: MI-34-21-00008572.0001001 / 29 NOV 11

Applicable to: B-HSD, B-HSE, B-HSG, B-HSI, B-HSJ, B-HSK, B-HTD, B-HTE, B-HTF, B-HTG, B-HTH, B-HTI

34-21-01A

Repair interval	Nbr installed	Nbr required	Placard
C	1	0	Yes

P

May be inoperative provided that the aircraft is operated in day VMC conditions.

_____ Reference(s) _____

P

34-21-02	Bugs on the Standby ALT Indicator
-----------------	--

Ident.: MI-34-21-00008573.0001001 / 22 MAR 10

Applicable to: B-HSD, B-HSE, B-HSG, B-HSI, B-HSJ, B-HSK, B-HTD, B-HTE, B-HTF, B-HTG, B-HTH, B-HTI

34-21-02A

Repair interval	Nbr installed	Nbr required	Placard
D	4	0	No

One or more may be inoperative.

34-21-03	Standby IAS Indicator
-----------------	------------------------------

Ident.: MI-34-21-00008575.0001001 / 29 NOV 11

Applicable to: B-HSD, B-HSE, B-HSG, B-HSI, B-HSJ, B-HSK, B-HTD, B-HTE, B-HTF, B-HTG, B-HTH, B-HTI

34-21-03A

Repair interval	Nbr installed	Nbr required	Placard
C	1	0	Yes

- (o) May be inoperative provided that:
- 1) The three ADR s are operative, and
 - 2) The three Probe Heat Computers are operative, and
 - 3) The Standby horizon is operative, and
 - 4) The AIR DATA SWITCHING selector , the EIS DMC SWITCHING selector and the PFD/ND XFR pb are checked operative.

Continued on the following page

**DRAGONAIR****A320/A321
MINIMUM EQUIPMENT LIST****MEL ITEMS****34 - NAVIGATION**

34-21 - Altitude and Airspeed Standby Data

Continued from the previous page

Reference(s)

(o) Refer to OpsProc 34-21-03A Standby IAS Indicator**34-21-04****Bugs on the Standby IAS Indicator**

Ident.: MI-34-21-00008613.0001001 / 22 MAR 10

Applicable to: B-HSD, B-HSE, B-HSG, B-HSI, B-HSJ, B-HSK, B-HTD, B-HTE, B-HTF, B-HTG, B-HTH, B-HTI

34-21-04A

Repair interval	Nbr installed	Nbr required	Placard
D	4	0	No

One or more may be inoperative.

34-21-05**Standby ALT Metric Indicator**


Ident.: MI-34-21-00008614.0001001 / 29 NOV 11

Applicable to: B-HSD, B-HSE, B-HSG, B-HSI, B-HSJ, B-HSK, B-HTD, B-HTE, B-HTF, B-HTG, B-HTH, B-HTI

34-21-05A

Repair interval	Nbr installed	Nbr required	Placard
D	1	0	No

May be inoperative.

 DRAGONAIR A320/A321 MINIMUM EQUIPMENT LIST	MEL ITEMS 34 - NAVIGATION 34-22 - Attitude and Heading Standby Data
---	---

34-22-01	Standby Compass Indicator
-----------------	----------------------------------

Ident.: MI-34-22-00008615.0004001 / 29 NOV 11

Applicable to: B-HSD, B-HSE, B-HSG, B-HSI, B-HSJ, B-HSK, B-HSL, B-HSM, B-HSN, B-HSO, B-HSP, B-HTD, B-HTE, B-HTF, B-HTG, B-HTH, B-HTI

34-22-01A Applicable to aircraft fitted with NORTHROP GRUMMAN (LITTON) ADIRU except P/N 465020-0303-0316 or subsequent, having the shelf modified (MOD 30650/ SB 25-1248, or MOD 30872)

Repair interval	Nbr installed	Nbr required	Placard
–	1	1	No

Must be operative.

34-22-01B Applicable to aircraft fitted with NORTHROP GRUMMAN (LITTON) ADIRU P/N 465020-0303-0316 or subsequent, having the shelf modified (MOD 30650/ SB 25-1248, or MOD 30872) or HONEYWELL ADIRU

Repair interval	Nbr installed	Nbr required	Placard
C	1	0	Yes

- (o) May be inoperative provided that:
- 1) The three IR s are operative, and
 - 2) The ATT/HDG SWITCHING selector , the EIS DMC SWITCHING selector and the PFD/ND XFR pb are checked operative.

_____ Reference(s) _____

- (o) *Refer to OpsProc 34-22-01B Standby Compass Indicator*

34-22-01C Applicable to aircraft fitted with NORTHROP GRUMMAN (LITTON) ADIRU P/N 465020-0303-0316 or subsequent, having the shelf modified (Mod 30650/ SB 25-1248, or MOD 30872) or HONEYWELL ADIRU

Repair interval	Nbr installed	Nbr required	Placard
C	1	0	Yes

May be inoperative provided that:

- 1) The three IR s are operative, and
- 2) The DDRMI is operative.

**DRAGONAIR****A320/A321**
MINIMUM EQUIPMENT LIST**MEL ITEMS****34 - NAVIGATION**

34-22 - Attitude and Heading Standby Data

34-22-01**Standby Compass Indicator**

Ident.: MI-34-22-00008615.0005001 / 29 NOV 11

Applicable to: B-HSQ, B-HSR

34-22-01A Applicable to aircraft fitted with NORTHROP GRUMMAN (LITTON) ADIRU except P/N 465020-0303-0316 or subsequent, having the shelf modified (MOD 30650/ SB 25-1248, or MOD 30872)

Repair interval	Nbr installed	Nbr required	Placard
–	1	1	No

Must be operative.

34-22-01B Applicable to aircraft fitted with NORTHROP GRUMMAN (LITTON) ADIRU P/N 465020-0303-0316 or subsequent, having the shelf modified (MOD 30650/ SB 25-1248, or MOD 30872) or HONEYWELL ADIRU

Repair interval	Nbr installed	Nbr required	Placard
C	1	0	Yes

- (o) May be inoperative provided that:
- 1) The three IR s are operative, and
 - 2) The ATT/HDG SWITCHING selector , the EIS DMC SWITCHING selector and the PFD/ND XFR pb are checked operative.

_____ Reference(s) _____

(o) Refer to OpsProc 34-22-01B Standby Compass Indicator

34-22-02**Standby Compass Lighting**


Ident.: MI-34-22-00008616.0001001 / 22 MAR 10

Applicable to: ALL

34-22-02A

Repair interval	Nbr installed	Nbr required	Placard
C	1	0	No

May be inoperative.

 DRAGONAIR A320/A321 MINIMUM EQUIPMENT LIST	MEL ITEMS 34 - NAVIGATION 34-22 - Attitude and Heading Standby Data
---	---

34-22-03	Standby Horizon Indicator
-----------------	----------------------------------

Ident.: MI-34-22-00008617.0001001 / 29 NOV 11

Applicable to: B-HSD, B-HSE, B-HSG, B-HSI, B-HSJ, B-HSK, B-HTD, B-HTE, B-HTF, B-HTG, B-HTH, B-HTI

34-22-03A **Applicable to aircraft fitted with NORTHROP GRUMMAN (LITTON) ADIRU except P/N 465020-0303-0316 or subsequent, having the shelf modified (MOD 30650/ SB 25-1248, or MOD 30872)**

Repair interval	Nbr installed	Nbr required	Placard
–	1	1	No

L **P**

Must be operative.

_____ Reference(s) _____

L
P

34-22-03B **Applicable to aircraft fitted with NORTHROP GRUMMAN (LITTON) ADIRU P/N 465020-0303-0316 or subsequent, having the shelf modified (MOD 30650/ SB 25-1248, or MOD 30872) or HONEYWELL ADIRU**

Repair interval	Nbr installed	Nbr required	Placard
C	1	0	Yes

L **P**

(o) May be inoperative provided that the aircraft is operated in day VMC conditions.

_____ Reference(s) _____

(o) *Refer to OpsProc 34-22-03B Standby Horizon Indicator*

L
P



DRAGONAIR

A320/A321


MINIMUM EQUIPMENT LIST

MEL ITEMS

34 - NAVIGATION

34-22 - Attitude and Heading Standby Data

Intentionally left blank

 DRAGONAIR A320/A321 MINIMUM EQUIPMENT LIST	MEL ITEMS 34 - NAVIGATION 34-23 - Integrated Standby Instrument System (ISIS)
--	---

34-23-01	ISIS Altitude Indication
-----------------	---------------------------------

Ident.: MI-34-23-00008618.0001001 / 29 NOV 11

Applicable to: B-HSL, B-HSM, B-HSN, B-HSO, B-HSP, B-HSQ, B-HSR

34-23-01A

Repair interval	Nbr installed	Nbr required	Placard
B	1	0	No

P

May be inoperative provided that the aircraft is operated in day VMC conditions.

_____ Reference(s) _____

P

34-23-02	ISIS Airspeed Indication
-----------------	---------------------------------

Ident.: MI-34-23-00008619.0005001 / 29 NOV 11

Applicable to: B-HSL, B-HSM, B-HSN, B-HSO, B-HSP, B-HSQ, B-HSR

34-23-02A

Repair interval	Nbr installed	Nbr required	Placard
C	1	0	No

May be inoperative provided that:

- 1) The ISIS attitude indication is operative, and
- 2) The ADRs, DMCs and probe heat computers are operative, and
- 3) The AIR DATA SWITCHING selector, the EIS DMC SWITCHING selector and the PFD/ND XFR pb are operative.

 DRAGONAIR A320/A321 MINIMUM EQUIPMENT LIST	MEL ITEMS 34 - NAVIGATION 34-23 - Integrated Standby Instrument System (ISIS)
---	---

34-23-03	ISIS Bugs Indication
-----------------	-----------------------------

Ident.: MI-34-23-00008620.0001001 / 29 NOV 11

Applicable to: B-HSL, B-HSM, B-HSN, B-HSO, B-HSP, B-HSQ, B-HSR

34-23-03A

Repair interval	Nbr installed	Nbr required	Placard
D	1	0	No

May be inoperative.

34-23-04	ISIS Attitude Indication
-----------------	---------------------------------

Ident.: MI-34-23-00008621.0001001 / 29 NOV 11

Applicable to: B-HSL, B-HSM, B-HSN, B-HSO, B-HSP, B-HSQ, B-HSR

34-23-04B Applicable to aircraft fitted with NORTHROP GRUMMAN (LITTON) ADIRU P/N 465020-0303-0316 or subsequent, having the shelf modified (MOD 30650/ SB 25-1248, or MOD 30872) or HONEYWELL ADIRU

Repair interval	Nbr installed	Nbr required	Placard
B	1	0	No


L P

- (o) May be inoperative provided that the aircraft is operated in day VMC conditions.

Reference(s)

- (o) Refer to OpsProc 34-23-04B ISIS Attitude Indication

L P

 DRAGONAIR A320/A321 MINIMUM EQUIPMENT LIST	MEL ITEMS 34 - NAVIGATION 34-23 - Integrated Standby Instrument System (ISIS)
---	---

34-23-05	ISIS ILS Indication
-----------------	----------------------------

Ident.: MI-34-23-00008622.0001001 / 29 NOV 11

Applicable to: B-HSL, B-HSM, B-HSN, B-HSO, B-HSP, B-HSQ, B-HSR

34-23-05A

Repair interval	Nbr installed	Nbr required	Placard
D	1	0	No

May be inoperative.

34-23-06	ISIS Mach Number Indication
-----------------	------------------------------------

Ident.: MI-34-23-00008623.0001001 / 29 NOV 11

Applicable to: B-HSL, B-HSM, B-HSN, B-HSO, B-HSP, B-HSQ, B-HSR

34-23-06A

Repair interval	Nbr installed	Nbr required	Placard
D	1	0	No

May be inoperative.



DRAGONAIR

A320/A321


MINIMUM EQUIPMENT LIST

MEL ITEMS

34 - NAVIGATION

34-23 - Integrated Standby Instrument System (ISIS)

Intentionally left blank

 DRAGONAIR A320/A321 MINIMUM EQUIPMENT LIST	MEL ITEMS 34 - NAVIGATION 34-30 - Landing and Taxiing Aid
--	---

34-30-04	Instrument Landing System (ILS)
-----------------	--

Ident.: MI-34-30-00008627.0001001 / 29 NOV 11

Applicable to: ALL

34-30-04A

Repair interval	Nbr installed	Nbr required	Placard
C	2	1	No

L **P**

- (o) One may be inoperative.
Note: When the ILS 1 is inoperative, the GPWS is inoperative.
Refer to Item 34-40-01-01 Ground Proximity Warning System (GPWS)

Reference(s)

- (o) Refer to OpsProc 34-30-04A Instrument Landing System (ILS)

L

P



DRAGONAIR

A320/A321


MINIMUM EQUIPMENT LIST

MEL ITEMS

34 - NAVIGATION

34-30 - Landing and Taxiing Aid

Intentionally left blank

 DRAGONAIR A320/A321 MINIMUM EQUIPMENT LIST	MEL ITEMS 34 - NAVIGATION 34-40 - GPWS/TAWS, Radio Altimeter, TCAS, Weather Radar
--	---

34-40-01-01	Ground Proximity Warning System (GPWS)
--------------------	---

Ident.: MI-34-40-00008697.0001001 / 29 NOV 11

Applicable to: ALL

34-40-01-01A

Repair interval	Nbr installed	Nbr required	Placard
A	1	0	No

S

May be inoperative for a maximum of 6 sector or 25 flight hours or 2 calendar days, whichever occurs first provided that aircraft does not depart Hong Kong.

_____ Reference(s) _____

S

34-40-01-02	Terrain Awareness and Warning System (TAWS)
--------------------	--

Ident.: MI-34-40-20801585.9001001 / 29 NOV 11

Applicable to: ALL

34-40-01-02A

Repair interval	Nbr installed	Nbr required	Placard
A	1	0	No

P

Enhanced function may be inoperative for a maximum of 10 calendar days provided the GPWS functions are operative.

Note: *TAWS functions must be serviceable EX HKG for flight departing to PUS, KTM or DAC-KTM.*

_____ Reference(s) _____

P



DRAGONAIR

A320/A321
MINIMUM EQUIPMENT LIST

MEL ITEMS

34 - NAVIGATION

34-40 - GPWS/TAWS, Radio Altimeter, TCAS, Weather Radar

34-40-02

Radio Altimeter Automatic Callout

Ident.: MI-34-40-00008698.0001001 / 29 NOV 11

Applicable to: ALL

34-40-02A

Repair interval	Nbr installed	Nbr required	Placard
C	1	0	No

L **P**

- (o) May be inoperative.

_____ Reference(s) _____

- (o) Refer to OpsProc 34-40-02A Radio Altimeter Automatic Callout

L
P

34-40-03

Radio Altimeter System

Ident.: MI-34-40-00008699.0001001 / 29 NOV 11

Applicable to: ALL

34-40-03A

Repair interval	Nbr installed	Nbr required	Placard
B	2	1	No

L **P**

- (o) One may be inoperative provided that both FCU channels, all ELAC s, SEC s, ADIRU s, SFCC s, LGCIU s and FAC s are operative.


Note: When the radio altimeter 1 is inoperative, the GPWS or the reactive modes of TAWS are inoperative.

Refer to Item 34-40-01-01 Ground Proximity Warning System (GPWS)

_____ Reference(s) _____

- (o) Refer to OpsProc 34-40-03A Radio Altimeter System

L
P

 DRAGONAIR A320/A321 MINIMUM EQUIPMENT LIST	MEL ITEMS 34 - NAVIGATION 34-40 - GPWS/TAWS, Radio Altimeter, TCAS, Weather Radar
--	---

34-40-04	Traffic Collision Avoidance System (TCAS)
-----------------	--

Ident.: MI-34-40-00008700.0002001 / 29 NOV 11
Applicable to: ALL

34-40-04A

Repair interval	Nbr installed	Nbr required	Placard
A	1	0	No

P

May be inoperative for a maximum of 10 calendar days provided that aircraft does not transit Hong Kong.

Note: 1. Minimum requirements for a TCAS system to be considered serviceable are: At least one TA or RA ND display and audio annunciation, and
2. Notify KA IOC.

_____ Reference(s) _____

P

34-40-05	Weather Radar System
-----------------	-----------------------------

Ident.: MI-34-40-00008701.0002001 / 29 NOV 11
Applicable to: B-HSD, B-HSE, B-HSG, B-HSI, B-HSJ, B-HSK, B-HSL, B-HSM, B-HSO, B-HSP, B-HTD, B-HTE, B-HTF, B-HTG, B-HTH, B-HTI

34-40-05A

Repair interval	Nbr installed	Nbr required	Placard
C	2	1	No

One may be inoperative.

Continued on the following page

**DRAGONAIR****A320/A321**
MINIMUM EQUIPMENT LIST**MEL ITEMS****34 - NAVIGATION**

34-40 - GPWS/TAWS, Radio Altimeter, TCAS, Weather Radar

*Continued from the previous page***34-40-05B**

Repair interval	Nbr installed	Nbr required	Placard
C	2	0	No

P

Both systems and/or displayed information may be inoperative provided that:

- 1) Any forecast cumulonimbus or potentially hazardous weather conditions are unlikely to be encountered. In daylight, such conditions may be encountered provided that they can be seen and avoided.
- 2) When both weather radars are inoperative, the predictive Windshear Detection System is inoperative.

Refer to Item 34-40-06 Predictive Windshear Detection Function

_____ Reference(s) _____

P**34-40-05****Weather Radar System**


Ident.: MI-34-40-00008701.0001001 / 29 NOV 11

Applicable to: B-HSQ, B-HSR**34-40-05A**

Repair interval	Nbr installed	Nbr required	Placard
—	1	1	No

Must be operative.

Continued on the following page

 <p>DRAGONAIR A320/A321 MINIMUM EQUIPMENT LIST</p>	<p align="center">MEL ITEMS 34 - NAVIGATION 34-40 - GPWS/TAWS, Radio Altimeter, TCAS, Weather Radar</p>
--	---

Continued from the previous page

34-40-05B

Repair interval	Nbr installed	Nbr required	Placard
C	1	0	No

P

The system and/or displayed information may be inoperative provided that:

- 1) Any forecast cumulonimbus or potentially hazardous weather conditions are unlikely to be encountered. In daylight, such conditions may be encountered provided that they can be seen and avoided.
- 2) When the weather radar is inoperative, the predictive Windshear Detection System is inoperative.

Refer to Item 34-40-06 Predictive Windshear Detection Function

_____ Reference(s) _____

P

34-40-06	Predictive Windshear Detection Function
-----------------	--

Ident.: MI-34-40-00007541.0002001 / 29 NOV 11

Applicable to: B-HSD, B-HSE, B-HSG, B-HSI, B-HSJ, B-HSK, B-HSL, B-HSM, B-HSN, B-HSO, B-HSP, B-HTD, B-HTE, B-HTF, B-HTG, B-HTH, B-HTI

34-40-06A


Repair interval	Nbr installed	Nbr required	Placard
B	2	0	No


P

Both may be inoperative provided that the Commander is satisfied that windshear conditions are not likely to be encountered at departure, destination or alternate airfields, having regard to actual and forecast weather conditions.

_____ Reference(s) _____

P

 DRAGONAIR A320/A321 MINIMUM EQUIPMENT LIST	MEL ITEMS 34 - NAVIGATION 34-40 - GPWS/TAWS, Radio Altimeter, TCAS, Weather Radar
---	---

34-40-06	Predictive Windshear Detection Function 
-----------------	--

Ident.: MI-34-40-00007541.0001001 / 29 NOV 11

Applicable to: B-HSQ, B-HSR

34-40-06A

Repair interval	Nbr installed	Nbr required	Placard
B	1	0	No

P

May be inoperative provided.

The Commander is satisfied that windshear conditions are not likely to be encountered at departure, destination or alternate airfields, having regard to actual and forecast weather conditions.

_____ Reference(s) _____

P

34-40-07	PULL UP-GPWS pb-sw
-----------------	---------------------------

Ident.: MI-34-40-00008702.0002001 / 29 NOV 11

Applicable to: ALL

34-40-07A One inoperative

Repair interval	Nbr installed	Nbr required	Placard
C	2	1	Yes

- (o) One may be inoperative provided that the GPWS aural and visual warnings are checked operative.

_____ Reference(s) _____


- (o) *Refer to OpsProc 34-40-07A GPWS/PULL UP-G/S pb-sw*

34-40-07B Both inoperative

Repair interval	Nbr installed	Nbr required	Placard
–	2	0	Yes

Both may be inoperative provided that the GPWS is considered inoperative.

Refer to Item 34-40-01-01 Ground Proximity Warning System (GPWS)

 DRAGONAIR A320/A321 MINIMUM EQUIPMENT LIST	MEL ITEMS 34 - NAVIGATION 34-50 - ATC and Radio/GPS Navigation Systems
---	--

34-50-01	ATC
-----------------	------------

Ident.: MI-34-50-00008703.0001001 / 29 NOV 11

Applicable to: ALL

34-50-01A

Repair interval	Nbr installed	Nbr required	Placard
C	2	1	No

One may be inoperative.

34-50-03	ADF
-----------------	------------

Ident.: MI-34-50-00008705.0001001 / 29 NOV 11

Applicable to: B-HSD, B-HSE, B-HSG, B-HSI, B-HSJ, B-HSK, B-HSL, B-HSM, B-HSN, B-HSO, B-HSP, B-HTD, B-HTE, B-HTF, B-HTG, B-HTH, B-HTI

34-50-03A

Repair interval	Nbr installed	Nbr required	Placard
C	2	1	No

One may be inoperative.

34-50-03	ADF
-----------------	------------


Ident.: MI-34-50-00008705.9001002 / 29 NOV 11

Applicable to: B-HSQ, B-HSR

34-50-03A

Repair interval	Nbr installed	Nbr required	Placard
C	1	1	No

Must be operative.

 DRAGONAIR A320/A321 MINIMUM EQUIPMENT LIST	MEL ITEMS 34 - NAVIGATION 34-50 - ATC and Radio/GPS Navigation Systems
---	--

34-50-04	DME
-----------------	------------

Ident.: MI-34-50-00008706.0001001 / 29 NOV 11

Applicable to: ALL

34-50-04A

Repair interval	Nbr installed	Nbr required	Placard
C	2	1	No

One may be inoperative.

34-50-05	VOR
-----------------	------------

Ident.: MI-34-50-00008707.0001001 / 29 NOV 11

Applicable to: ALL

34-50-05A

Repair interval	Nbr installed	Nbr required	Placard
A	2	1	No


S

One may be inoperative provided that:

- 1) One ADF, one DME and one Marker Beacon are operative, and
- 2) The aircraft has not made more than six flight since the item was last serviceable, and
- 3) The Commander of the aircraft has satisfied himself that, taking into account the latest information available as to the route and aerodrome to be used (including any planned diversion) and the weather conditions likely to be encountered, the flight can be made safely and in accordance with any relevant requirements of the appropriate air traffic control unit.

Reference(s)

S

 DRAGONAIR A320/A321 MINIMUM EQUIPMENT LIST	MEL ITEMS 34 - NAVIGATION 34-50 - ATC and Radio/GPS Navigation Systems
--	--

34-50-06	MARKER
-----------------	---------------

Ident.: MI-34-50-00009155.0001001 / 29 NOV 11

Applicable to: ALL

34-50-06A

Repair interval	Nbr installed	Nbr required	Placard
A	1	0	No

S

May be inoperative provided that:

- 1) Both VOR, one DME and one ADF systems are operative, and
- 2) It is not reasonably practical for repairs or replacement to be carried out before the beginning of the flight, and
- 3) The Commander of the aircraft has reasonably satisfied himself that he will be able to establish the position of any 75Mhz marker beacon appropriate to the intended flight by a suitable alternative means, and
- 4) Marker u/s approach minima should be used if appropriate, and
- 5) The commander of the aircraft has satisfied himself that, taking into account the latest information available as to the route and aerodrome to be used (including any planned diversion) and the weather conditions likely to be encountered, the flight can be made safely and in accordance with any relevant requirements of the appropriate air traffic control unit, and
- 6) The aircraft has not made more than six flights since the item was last serviceable.

_____ Reference(s) _____

S

34-50-07	DDRMI
-----------------	--------------


Ident.: MI-34-50-00008708.0004001 / 29 NOV 11

Applicable to: B-HSD, B-HSE, B-HSG, B-HSI, B-HSJ, B-HSK, B-HSL, B-HSM, B-HSN, B-HSO, B-HSP, B-HTD, B-HTE, B-HTF, B-HTG, B-HTH, B-HTI

34-50-07A

Repair interval	Nbr installed	Nbr required	Placard
D	1	0	Yes

May be inoperative.

 DRAGONAIR A320/A321 MINIMUM EQUIPMENT LIST	MEL ITEMS 34 - NAVIGATION 34-50 - ATC and Radio/GPS Navigation Systems
---	--

34-50-08	RMI ADF
-----------------	----------------

Ident.: MI-34-50-20801616.9001001 / 29 NOV 11

Applicable to: ALL

34-50-08A

Repair interval	Nbr installed	Nbr required	Placard
D	1	0	No

May be inoperative.

34-50-09	Global Positioning System (GPS)
-----------------	--

Ident.: MI-34-50-00008710.0001001 / 29 NOV 11

Applicable to: ALL

34-50-09A


Repair interval	Nbr installed	Nbr required	Placard
C	2	0	No

P

One or both may be inoperative.

Reference(s)

P

 DRAGONAIR A320/A321 MINIMUM EQUIPMENT LIST	MEL ITEMS 35 - OXYGEN 35-01 - Overhead Panels 35-01-01 - OXYGEN Overhead Panel
--	---

35-01-01-01	CREW SUPPLY pb-sw OFF light
--------------------	------------------------------------

Ident.: MI-35-01-01-00008727.0001001 / 22 MAR 10

Applicable to: ALL

35-01-01-01A

Repair interval	Nbr installed	Nbr required	Placard
C	1	0	Yes

May be inoperative.

35-01-01-02	PASSENGER SYS ON light
--------------------	-------------------------------

Ident.: MI-35-01-01-00008729.0001001 / 22 MAR 10

Applicable to: ALL

35-01-01-02A

Repair interval	Nbr installed	Nbr required	Placard
C	1	0	Yes

May be inoperative.

35-01-01-31	MANUAL Control of the MASK MAN ON pb
--------------------	---

Ident.: MI-35-01-01-00008731.0001001 / 29 NOV 11

Applicable to: ALL

35-01-01-31A

Repair interval	Nbr installed	Nbr required	Placard
C	1	0	Yes

P


(m) May be inoperative provided that :

- 1) The AUTO control is checked operative, and
- 2) Operating altitude is limited to FL 250.

_____ Reference(s) _____

(m) Refer to AMM 35-23-00-040-008

P

 DRAGONAIR A320/A321 MINIMUM EQUIPMENT LIST	MEL ITEMS 35 - OXYGEN 35-01 - Overhead Panels 35-01-01 - OXYGEN Overhead Panel
--	---

35-01-01-32	AUTO Control of the MASK MAN ON pb
--------------------	---

Ident.: MI-35-01-01-00008732.0001001 / 29 NOV 11

Applicable to: ALL

35-01-01-32A


Repair interval	Nbr installed	Nbr required	Placard
C	1	0	Yes

P

May be inoperative provided that the operating altitude is limited to FL 250 .
Refer to Item 35-01-01-31 MANUAL Control of the MASK MAN ON pb

_____ Reference(s) _____

P

 DRAGONAIR A320/A321 MINIMUM EQUIPMENT LIST	MEL ITEMS 35 - OXYGEN 35-07 - Indications on the DOOR/OXY SD page
--	---

35-07-01	Crew OXY High Pressure Indication on the <u>DOOR/OXY</u> SD page
-----------------	---

Ident.: MI-35-07-00008771.0001001 / 29 NOV 11

Applicable to: ALL

35-07-01A

Repair interval	Nbr installed	Nbr required	Placard
C	1	0	No

[S]

- (o) May be inoperative provided that:
- 1) The oxygen pressure is checked by direct reading before each flight, and
 - 2) The oxygen pressure is sufficient for the intended flight.

Note: For minimum pressure, Refer to FCOM/LIM-35 Cockpit Fixed Oxygen System

_____ Reference(s) _____

- (o) Refer to OpsProc 35-07-01A Crew OXY High Pressure Indication on the DOOR/OXY SD page

[S]

35-07-02	Crew Oxygen REGUL LO PR Indication on the <u>DOOR/OXY</u> SD page
-----------------	--

Ident.: MI-35-07-00008773.0001001 / 29 NOV 11

Applicable to: ALL

35-07-02A

Repair interval	Nbr installed	Nbr required	Placard
C	1	0	No

[S]

- (o)(m) May be inoperative provided that the oxygen pressure is checked before the first flight of each day.

Note: For minimum pressure, Refer to FCOM/LIM-35 Cockpit Fixed Oxygen System .

Continued on the following page



DRAGONAIR

A320/A321
MINIMUM EQUIPMENT LIST

MEL ITEMS

35 - OXYGEN

35-07 - Indications on the DOOR/OXY SD page


Continued from the previous page

_____ Reference(s) _____

(o) *Refer to OpsProc 35-07-02A Crew Oxygen REGUL LO PR Indication on the DOOR/OXY SD page*

(m) *Refer to AMM 35-10-00-040-002*

S

 DRAGONAIR A320/A321 MINIMUM EQUIPMENT LIST	MEL ITEMS 35 - OXYGEN 35-10 - Crew Oxygen
---	---

35-10-01	Crew Oxygen Mask
-----------------	-------------------------

Ident.: MI-35-10-00008748.0001001 / 29 NOV 11
Applicable to: ALL

35-10-01A

Repair interval	Nbr installed	Nbr required	Placard
C	4	1	Yes

Each occupant of the cockpit must have his assigned mask operative.

35-10-02	Crew Oxygen Mask Microphone
-----------------	------------------------------------

Ident.: MI-35-10-00008749.0001001 / 29 NOV 11
Applicable to: ALL

35-10-02A

Repair interval	Nbr installed	Nbr required	Placard
C	4	2	Yes

One must be operative for each pilot.

35-10-03	Exterior Crew Oxygen Overpressure Indicator Disc (Green Disc)
-----------------	--

Ident.: MI-35-10-00008751.0001001 / 29 NOV 11
Applicable to: ALL

35-10-03A

Repair interval	Nbr installed	Nbr required	Placard
C	1	0	No

- (o) May be missing or damaged.

_____ Reference(s) _____

- (o) Refer to OpsProc 35-10-03A Exterior Crew Oxygen Overpressure Indicator Disc (Green Disc)



DRAGONAIR

A320/A321


MINIMUM EQUIPMENT LIST

MEL ITEMS

35 - OXYGEN

35-10 - Crew Oxygen

Intentionally left blank

 DRAGONAIR A320/A321 MINIMUM EQUIPMENT LIST	MEL ITEMS 35 - OXYGEN 35-20 - Passenger Oxygen
---	--

35-20-01	Passenger Oxygen Unit
-----------------	------------------------------

Ident.: MI-35-20-00008753.0001001 / 29 NOV 11

Applicable to: ALL

35-20-01A Associated seats considered inoperative

Repair interval	Nbr installed	Nbr required	Placard
C	–	–	No

[S]

One or more may be inoperative provided that associated seats are not occupied and are placarded "DO NOT OCCUPY".

_____ Reference(s) _____

[S]

35-20-01B FL limitation

Repair interval	Nbr installed	Nbr required	Placard
B	–	0	Yes

[P]

(o) One or more modules may be inoperative provided that:

- 1) Flight is not conducted where the minimum enroute altitude is above 12,000 feet MSL, and
- 2) Both air-conditioning packs operate normally, and
- 3) All other components of the pressurisation system operate normally, and
- 4) Maximum flight altitude does not exceed FL250, and
- 5) Portable oxygen units containing sufficient oxygen for 30 minutes endurance are provided for 10% of the passengers, and
- 6) Passengers are appropriately briefed.

_____ Reference(s) _____

(o) *Refer to OpsProc 35-20-01B Passenger Oxygen Unit*

[P]



DRAGONAIR

A320/A321
MINIMUM EQUIPMENT LIST

MEL ITEMS

35 - OXYGEN

35-20 - Passenger Oxygen

35-20-03

Lavatory Oxygen Unit

Ident.: MI-35-20-00008756.0001001 / 29 NOV 11

Applicable to: **ALL**

35-20-03A

Repair interval	Nbr installed	Nbr required	Placard
C	3	–	No

S

One or more may be inoperative provided that:

- 1) Associated toilet door is locked closed and placarded “INOPERATIVE - DO NOT OCCUPY”, and
- 2) The lavatory is not used for storage or any other purpose.

_____ Reference(s) _____

S

35-20-04

Galley Oxygen Unit

Ident.: MI-35-20-00008757.0001001 / 29 NOV 11

Applicable to: **ALL**

35-20-04A Adjacent cabin attendant oxygen unit available


Repair interval	Nbr installed	Nbr required	Placard
C	–	0	Yes

S

One or more may be inoperative and associated galley area may be occupied provided that the cabin attendant portable oxygen devices are available for the associated galley area occupants.

_____ Reference(s) _____

S

 DRAGONAIR A320/A321 MINIMUM EQUIPMENT LIST	MEL ITEMS 35 - OXYGEN 35-20 - Passenger Oxygen
---	--

35-20-05	Manual Release Tool
-----------------	----------------------------

Ident.: MI-35-20-00008758.0001001 / 29 NOV 11

Applicable to: B-HTD, B-HTE, B-HTF, B-HTG, B-HTH, B-HTI

35-20-05A

Repair interval	Nbr installed	Nbr required	Placard
D	8	4	No

One must be operative at each pair of exit doors.

35-20-05	Manual Release Tool
-----------------	----------------------------

Ident.: MI-35-20-00008758.9001002 / 29 NOV 11

Applicable to: B-HSD, B-HSE, B-HSG, B-HSI, B-HSJ, B-HSK, B-HSL, B-HSM, B-HSN, B-HSO, B-HSP

35-20-05A

Repair interval	Nbr installed	Nbr required	Placard
D	4	2	No

One must be operative at each pair of exit doors.



DRAGONAIR

A320/A321


MINIMUM EQUIPMENT LIST

MEL ITEMS

35 - OXYGEN

35-20 - Passenger Oxygen

Intentionally left blank

 DRAGONAIR A320/A321 MINIMUM EQUIPMENT LIST	MEL ITEMS 35 - OXYGEN 35-30 - Portable Oxygen
---	---

35-30-01	Flight Crew Portable Device
-----------------	------------------------------------

Ident.: MI-35-30-00008767.0001001 / 29 NOV 11

Applicable to: ALL

35-30-01A

Repair interval	Nbr installed	Nbr required	Placard
–	1	1	No

Must be operative.

35-30-02-01	Cabin Attendants Portable Device -PBE
--------------------	--

Ident.: MI-35-30-20801629.9001001 / 29 NOV 11

Applicable to: B-HSD, B-HSE, B-HSG, B-HSI, B-HSJ, B-HSK, B-HSL, B-HSM, B-HSN, B-HSO, B-HSP

35-30-02-01A

Repair interval	Nbr installed	Nbr required	Placard
C	6	–	No

One required for each cabin crew member.

35-30-02-01	Cabin Attendants Portable Device -PBE
--------------------	--

Ident.: MI-35-30-20801629.9001002 / 29 NOV 11

Applicable to: B-HTD, B-HTE, B-HTF, B-HTG, B-HTH, B-HTI

35-30-02-01A

Repair interval	Nbr installed	Nbr required	Placard
C	8	–	No

One required for each cabin crew member.



DRAGONAIR

A320/A321
MINIMUM EQUIPMENT LIST

MEL ITEMS

35 - OXYGEN

35-30 - Portable Oxygen

35-30-02-02

Cabin Attendants Portable Device - Portable Oxygen

Ident.: MI-35-30-20801630.9001001 / 29 NOV 11

Applicable to: ALL

35-30-02-02A


Repair interval	Nbr installed	Nbr required	Placard
C	7	4	No

Minimum of 4 operative bottles are required.

35-30-02-02B

Repair interval	Nbr installed	Nbr required	Placard
C	7	–	No

With less than full load of passengers, one operative bottle per 50 passengers but never less than two operative bottles.

 DRAGONAIR A320/A321 MINIMUM EQUIPMENT LIST	MEL ITEMS 36 - PNEUMATIC 36-00 - MAINTENANCE Message on the STATUS SD page
---	--

36-00-01	AIR BLEED MAINTENANCE Message
-----------------	--------------------------------------

Ident.: MI-36-00-00008776.0003001 / 29 NOV 11

Applicable to: B-HSD, B-HSE, B-HSG, B-HSI, B-HSJ, B-HSK, B-HSL, B-HSM, B-HSN, B-HTD, B-HTE, B-HTF, B-HTG, B-HTH, B-HTI

36-00-01A No fault on BMC or on pylon leak detection loop

Repair interval	Nbr installed	Nbr required	Placard
C	–	–	No

[S]

- (m) AIR BLEED MAINTENANCE message may be displayed on the STATUS SD page provided that it is checked that the CFDS does not report a fault on a BMC or on a pylon leak detection loop.

_____ Reference(s) _____

- (m) Refer to AMM 36-11-00-040-004

[S]

36-00-01B No FL limitation

Repair interval	Nbr installed	Nbr required	Placard
C	–	–	No

[P]

- (o) AIR BLEED MAINTENANCE message may be displayed on the STATUS SD page provided that:

- 1) ETOPS is not conducted, and
- 2) Only the LH side or the RH side is affected, and
- 3) The associated BLEED pb-sw is set to OFF, and
- 4) The associated PACK pb-sw is set to OFF, and
- 5) The X-BLEED selector is set to SHUT, and
- 6) The APU BLEED pb-sw is set to OFF if the LH side is affected, and
- 7) The aircraft is not operated in known or forecast icing conditions, and
- 8) The speedbrakes are operative.

_____ Reference(s) _____

- (o) Refer to OpsProc 36-00-01B AIR BLEED MAINTENANCE Message

[P]

Continued on the following page



DRAGONAIR

A320/A321
MINIMUM EQUIPMENT LIST

MEL ITEMS

36 - PNEUMATIC

36-00 - MAINTENANCE Message on the STATUS SD page

Continued from the previous page

36-00-01C Limitation to 31 500 ft

Repair interval	Nbr installed	Nbr required	Placard
C	–	–	No

- (o) AIR BLEED MAINTENANCE message may be displayed on the STATUS SD page provided that:
- 1) ETOPS is not conducted, and
 - 2) Only the LH side or the RH side is affected, and
 - 3) The associated BLEED pb-sw is set to OFF, and
 - 4) The associated PACK pb-sw is set to OFF, and
 - 5) The X-BLEED selector is set to SHUT, and
 - 6) The APU BLEED pb-sw is set to OFF if the LH side is affected, and
 - 7) The aircraft is not operated in known or forecast icing conditions, and
 - 8) The altitude is limited to 31 500 ft (9 600 m).

Reference(s)

- (o) Refer to OpsProc 36-00-01C AIR BLEED MAINTENANCE Message

36-00-01

AIR BLEED MAINTENANCE Message

Ident.: MI-36-00-00008776.0014001 / 29 NOV 11

Applicable to: B-HSO, B-HSP, B-HSQ, B-HSR

36-00-01F


Repair interval	Nbr installed	Nbr required	Placard
C	–	–	No

[S]

AIR BLEED MAINTENANCE message may be displayed on the STATUS SD page.

Reference(s)

[S]

 DRAGONAIR A320/A321 MINIMUM EQUIPMENT LIST	MEL ITEMS 36 - PNEUMATIC 36-01 - AIR COND Overhead Panel
---	--

36-01-01	ENG BLEED pb-sw FAULT light
-----------------	------------------------------------

Ident.: MI-36-01-00008778.0001001 / 22 MAR 10

Applicable to: ALL

36-01-01A

Repair interval	Nbr installed	Nbr required	Placard
C	2	0	Yes

One or both may be inoperative.

36-01-02	ENG BLEED pb-sw OFF light
-----------------	----------------------------------

Ident.: MI-36-01-00008783.0001001 / 22 MAR 10

Applicable to: ALL

36-01-02A

Repair interval	Nbr installed	Nbr required	Placard
C	2	0	Yes

One or both may be inoperative.

36-01-03	APU BLEED pb-sw FAULT light
-----------------	------------------------------------


Ident.: MI-36-01-00008785.0001001 / 22 MAR 10

Applicable to: ALL

36-01-03A

Repair interval	Nbr installed	Nbr required	Placard
C	1	0	Yes

May be inoperative.

 DRAGONAIR A320/A321 MINIMUM EQUIPMENT LIST	MEL ITEMS 36 - PNEUMATIC 36-01 - AIR COND Overhead Panel
--	--

36-01-04	APU BLEED pb-sw ON light
-----------------	---------------------------------


Ident.: MI-36-01-00008787.0001001 / 22 MAR 10

Applicable to: ALL

36-01-04A

Repair interval	Nbr installed	Nbr required	Placard
C	1	0	Yes

May be inoperative.

 DRAGONAIR A320/A321 MINIMUM EQUIPMENT LIST	MEL ITEMS 36 - PNEUMATIC 36-07 - Indications on the BLEED SD page
---	---

36-07-01	APU Bleed Valve Indication on the <u>BLEED</u> SD page
-----------------	---

Ident.: MI-36-07-00008807.0001001 / 22 MAR 10

Applicable to: ALL

36-07-01A

Repair interval	Nbr installed	Nbr required	Placard
C	1	0	No

May be inoperative.

36-07-02	Engine Bleed Valve Indication on the <u>BLEED</u> SD page
-----------------	--

Ident.: MI-36-07-00008808.0001001 / 22 MAR 10

Applicable to: ALL

36-07-02A

Repair interval	Nbr installed	Nbr required	Placard
C	2	0	No

One or both may be inoperative.

36-07-03	Engine Bleed HP Valve Indication on the <u>BLEED</u> SD page
-----------------	---

Ident.: MI-36-07-00008809.0001001 / 22 MAR 10

Applicable to: ALL

36-07-03A

Repair interval	Nbr installed	Nbr required	Placard
C	2	0	No

One or both may be inoperative.

**DRAGONAIR****A320/A321**
MINIMUM EQUIPMENT LIST**MEL ITEMS****36 - PNEUMATIC**36-07 - Indications on the BLEED SD page**36-07-04****Engine Bleed Precooler Inlet Pressure
Indication on the BLEED SD page**

Ident.: MI-36-07-00008810.0001001 / 22 MAR 10

Applicable to: ALL**36-07-04A**

Repair interval	Nbr installed	Nbr required	Placard
C	2	0	No

One or both may be inoperative.

36-07-05**Engine Bleed Precooler Outlet Temperature
Indication on the BLEED SD page**

Ident.: MI-36-07-00008811.0001001 / 22 MAR 10

Applicable to: ALL**36-07-05A**

Repair interval	Nbr installed	Nbr required	Placard
C	2	0	No

One or both may be inoperative.


36-07-06**X Bleed Valve Indication on the BLEED SD page**

Ident.: MI-36-07-00008812.0001001 / 22 MAR 10

Applicable to: ALL**36-07-06A**

Repair interval	Nbr installed	Nbr required	Placard
C	1	0	No

May be inoperative.

 DRAGONAIR A320/A321 MINIMUM EQUIPMENT LIST	MEL ITEMS 36 - PNEUMATIC 36-11 - Engine Bleed Air Supply System
---	---

36-11-01	Engine Bleed Air Supply System
-----------------	---------------------------------------

Ident.: MI-36-11-00008788.0002001 / 29 NOV 11

Applicable to: ALL

36-11-01E Non ETOPS flight

Repair interval	Nbr installed	Nbr required	Placard
C	2	1	Yes

P

- (o) One may be inoperative provided that:

- 1) ETOPS is not conducted, and
- 2) The associated ENG BLEED pb-sw is set to OFF, and
- 3) The X-BLEED selector is set to OPEN, and
- 4) The altitude is limited to 31,500ft (9,600m).

_____ Reference(s) _____

- (o) *Refer to OpsProc 36-11-01E Engine Bleed Air Supply System (non-ETOPS flights)*

P

36-11-01F ETOPS flight

Repair interval	Nbr installed	Nbr required	Placard
A	2	1	Yes

P

- (o) For ETOPS , one may be inoperative for one flight provided that:

- 1) The APU bleed air supply system is operative, and
- 2) The APU is running throughout the flight, and
- 3) The associated ENG BLEED pb-sw is set to OFF, and
- 4) The X-BLEED selector is set to OPEN, and
- 5) The altitude is limited to 31,500ft (9,600m).

_____ Reference(s) _____

- (o) *Refer to OpsProc 36-11-01F Engine Bleed Air Supply System (ETOPS flights)*

P



DRAGONAIR

A320/A321
MINIMUM EQUIPMENT LIST

MEL ITEMS

36 - PNEUMATIC

36-11 - Engine Bleed Air Supply System

36-11-02

Engine Bleed Valve (PRV)

Ident.: MI-36-11-00008790.0001001 / 29 NOV 11

Applicable to: ALL

36-11-02A

Repair interval	Nbr installed	Nbr required	Placard
C	2	1	Yes

P

(m) One may be inoperative provided that:

- 1) The affected engine bleed valve is secured in the closed position, and
- 2) The associated bleed air supply system is considered inoperative.

Refer to Item 36-11-01 Engine Bleed Air Supply System

_____ Reference(s) _____

(m) *Refer to AMM 36-11-00-040-001*

P

36-11-03

Engine Bleed Overpressure Valve

Ident.: MI-36-11-00008792.0001001 / 29 NOV 11

Applicable to: ALL

36-11-03A Associated bleed considered inoperative

Repair interval	Nbr installed	Nbr required	Placard
C	2	1	No

P


One may be inoperative provided that the associated bleed air supply system is considered inoperative.

Refer to Item 36-11-01 Engine Bleed Air Supply System

_____ Reference(s) _____

P

Continued on the following page

 DRAGONAIR A320/A321 MINIMUM EQUIPMENT LIST	MEL ITEMS 36 - PNEUMATIC 36-11 - Engine Bleed Air Supply System
---	---

Continued from the previous page

36-11-03B Associated Bleed still available

Repair interval	Nbr installed	Nbr required	Placard
C	2	0	Yes

One or both may be inoperative provided that neither AIR ENG BLEED FAULT nor AIR ENG BLEED ABNORM PR caution was displayed during the previous flight.

36-11-04	Engine Bleed Fan Air Valve
-----------------	-----------------------------------

Ident.: MI-36-11-00008794.0001001 / 29 NOV 11

Applicable to: ALL

36-11-04A

Repair interval	Nbr installed	Nbr required	Placard
C	2	1	Yes

P

One may be inoperative provided that the associated engine bleed air supply system is considered inoperative.

Refer to Item 36-11-01 Engine Bleed Air Supply System

_____ Reference(s) _____

P

36-11-05	Engine Bleed Air Precooler
-----------------	-----------------------------------

Ident.: MI-36-11-00008796.0001001 / 29 NOV 11

Applicable to: ALL

36-11-05A

Repair interval	Nbr installed	Nbr required	Placard
C	2	1	Yes

P

One may be inoperative provided that the associated engine bleed air supply system is considered inoperative.

Refer to Item 36-11-01 Engine Bleed Air Supply System

Continued on the following page



DRAGONAIR

A320/A321
MINIMUM EQUIPMENT LIST

MEL ITEMS

36 - PNEUMATIC

36-11 - Engine Bleed Air Supply System

Continued from the previous page

Reference(s)

P

36-11-06

Engine Bleed IP Check Valve

Ident.: MI-36-11-00008797.0001001 / 29 NOV 11

Applicable to: ALL

36-11-06A Associated bleed considered inoperative

Repair interval	Nbr installed	Nbr required	Placard
C	2	1	No

P

One may be inoperative provided that the associated engine bleed air supply system is considered inoperative.

Refer to Item 36-11-01 Engine Bleed Air Supply System

Reference(s)

P

36-11-06B Associated HP valve secured in the closed position

Repair interval	Nbr installed	Nbr required	Placard
C	2	1	No

S


(o)(m) One may be inoperative in the open position provided that the associated HP valve is secured in the closed position.

Reference(s)

(o) *Refer to OpsProc 36-11-06B Engine Bleed IP Check Valve*

(m) *Refer to AMM 36-11-00-040-002*

S

 DRAGONAIR A320/A321 MINIMUM EQUIPMENT LIST	MEL ITEMS 36 - PNEUMATIC 36-11 - Engine Bleed Air Supply System
---	---

36-11-07	Engine Bleed HP Valve
-----------------	------------------------------

Ident.: MI-36-11-00008798.0001001 / 29 NOV 11
Applicable to: ALL

36-11-07A Associated bleed considered inoperative

Repair interval	Nbr installed	Nbr required	Placard
C	2	1	No

P

One may be inoperative in the closed position provided that the associated engine bleed air supply system is considered inoperative.
Refer to Item 36-11-01 Engine Bleed Air Supply System

_____ Reference(s) _____

P

36-11-07B HP valve secured in the closed position

Repair interval	Nbr installed	Nbr required	Placard
C	2	1	No

S

(o)(m) One may be inoperative provided that the affected engine bleed HP valve is secured in the closed position.

_____ Reference(s) _____

- (o)** *Refer to OpsProc 36-11-07B Engine Bleed HP Valve*
- (m)** *Refer to AMM 36-11-00-040-003*

S



DRAGONAIR

A320/A321

MINIMUM EQUIPMENT LIST

MEL ITEMS

36 - PNEUMATIC

36-11 - Engine Bleed Air Supply System

36-11-08

Bleed Monitoring Computer (BMC)

Ident.: MI-36-11-00008799.0012001 / 29 NOV 11


Applicable to: B-HSO, B-HSP, B-HSQ, B-HSR

36-11-08A

Repair interval	Nbr installed	Nbr required	Placard
C	2	1	No

One may be inoperative provided that the associated engine bleed air supply system is considered inoperative.

Refer to Item 36-11-01 Engine Bleed Air Supply System

 DRAGONAIR A320/A321 MINIMUM EQUIPMENT LIST	MEL ITEMS 36 - PNEUMATIC 36-12 - APU Bleed Air Supply and Crossbleed Systems
---	--

36-12-01	APU Bleed Air Supply System
-----------------	------------------------------------

Ident.: MI-36-12-00008800.0001001 / 29 NOV 11

Applicable to: ALL

36-12-01A

Repair interval	Nbr installed	Nbr required	Placard
C	1	0	Yes

S

May be inoperative provided that the APU BLEED pb-sw is set to OFF.

_____ Reference(s) _____

S

36-12-02	APU Bleed Valve
-----------------	------------------------

Ident.: MI-36-12-00008801.0001001 / 29 NOV 11

Applicable to: ALL

36-12-02A APU bleed considered inoperative

Repair interval	Nbr installed	Nbr required	Placard
C	1	0	Yes

S

- (m) May be inoperative provided that:
- 1) The APU bleed valve is secured in the closed position, and
 - 2) The APU bleed air supply system is considered inoperative.
- Refer to Item 36-12-01 APU Bleed Air Supply System*

_____ Reference(s) _____

(m) *Refer to AMM 49-51-00-040-002*

S

Continued on the following page

**DRAGONAIR****A320/A321**
MINIMUM EQUIPMENT LIST**MEL ITEMS****36 - PNEUMATIC**

36-12 - APU Bleed Air Supply and Crossbleed Systems

*Continued from the previous page***36-12-02B APU not used**

Repair interval	Nbr installed	Nbr required	Placard
C	1	0	Yes

P

- (o) May be inoperative in the open position provided that the APU is not used in flight.
Refer to Item 24-22-01 AC Main Generation (IDG, GCU, Line Contactor) and
Refer to Item 36-11-01 Engine Bleed Air Supply System

_____ Reference(s) _____

- (o) *Refer to OpsProc 36-12-02B APU Bleed Valve*

P

36-12-03	APU Bleed Check Valve
-----------------	------------------------------

Ident.: MI-36-12-00008802.0001001 / 22 MAR 10

Applicable to: **ALL****36-12-03A**

Repair interval	Nbr installed	Nbr required	Placard
C	1	0	No

May be inoperative provided that the APU bleed air supply system is considered inoperative.

Refer to Item 36-12-01 APU Bleed Air Supply System

36-12-04	Automatic Control of the X Bleed Valve
-----------------	---


Ident.: MI-36-12-00008803.0001001 / 29 NOV 11

Applicable to: **ALL****36-12-04A**

Repair interval	Nbr installed	Nbr required	Placard
C	1	0	Yes

- (o) May be inoperative provided that the manual control is checked operative.

Continued on the following page

 <p>DRAGONAIR A320/A321 MINIMUM EQUIPMENT LIST</p>	<p>MEL ITEMS 36 - PNEUMATIC 36-12 - APU Bleed Air Supply and Crossbleed Systems</p>
--	---

Continued from the previous page

_____ Reference(s) _____

- (o) *Refer to OpsProc 36-12-04A Automatic control of the X Bleed Valve*



DRAGONAIR

A320/A321


MINIMUM EQUIPMENT LIST

MEL ITEMS

36 - PNEUMATIC

36-12 - APU Bleed Air Supply and Crossbleed Systems

Intentionally left blank

 DRAGONAIR A320/A321 MINIMUM EQUIPMENT LIST	MEL ITEMS 36 - PNEUMATIC 36-22 - Leak Detection Loop
--	--

36-22-01	Pylon Leak Detection System
-----------------	------------------------------------

Ident.: MI-36-22-00008804.0003001 / 29 NOV 11

Applicable to: B-HSD, B-HSE, B-HSG, B-HSI, B-HSJ, B-HSK, B-HSL, B-HSM, B-HSN, B-HTD, B-HTE, B-HTF, B-HTG, B-HTH, B-HTI

36-22-01B

Repair interval	Nbr installed	Nbr required	Placard
C	2	1	No

[S]

(o) (m) One may be inoperative provided that:

- 1) ETOPS is not conducted, and
- 2) The associated pylon leak detection loop is deactivated, and
- 3) The associated BLEED pb-sw is set to OFF, and
- 4) The associated PACK pb-sw is set to OFF, and
- 5) The X-BLEED selector is set to SHUT, and
- 6) The APU BLEED pb-sw is set to OFF if LH side is affected, and
- 7) The aircraft is not operated in known or forecast icing conditions, and
- 8) The speedbrakes are operative.

_____ Reference(s) _____

(o) *Refer to OpsProc 36-22-01B Pylon Leak Detection System*

(m) *Refer to AMM 36-22-00-040-001*

[S]

36-22-01	Pylon Leak Detection System
-----------------	------------------------------------

Ident.: MI-36-22-00008804.0008001 / 29 NOV 11

Applicable to: B-HSO, B-HSP, B-HSQ, B-HSR

36-22-01A

Repair interval	Nbr installed	Nbr required	Placard
C	2	1	No

(m) One may be inoperative provided that:

- 1) The associated pylon leak detection loop is deactivated, and
- 2) The AIR ENG 1(2) BLEED LEAK alert is confirmed to be false by troubleshooting, and
- 3) The associated bleed air supply system is considered inoperative.

Refer to Item 36-11-01 Engine Bleed Air Supply System

Continued on the following page



DRAGONAIR

A320/A321
MINIMUM EQUIPMENT LIST

MEL ITEMS

36 - PNEUMATIC

36-22 - Leak Detection Loop

Continued from the previous page

Reference(s)

(m) Refer to AMM 36-22-00-040-001

36-22-02

Wing Leak Detection System

Ident.: MI-36-22-00008805.0001001 / 22 MAR 10

Applicable to: ALL

36-22-02A

Repair interval	Nbr installed	Nbr required	Placard
–	2	2	No

Must be operative.

Note: Failure of one loop in one or both wing leading edges is indicated by a **MAINTENANCE** message displayed on the **STATUS SD** page .
Refer to Item 36-00-01 AIR BLEED MAINTENANCE Message

36-22-03

APU Leak Detection Loop


Ident.: MI-36-22-00008806.0001001 / 22 MAR 10

Applicable to: ALL

36-22-03A

Repair interval	Nbr installed	Nbr required	Placard
C	1	0	No

May be inoperative.

 DRAGONAIR A320/A321 MINIMUM EQUIPMENT LIST	MEL ITEMS 46 - INFORMATION SYSTEMS 46-21 - Air Traffic and Information Management System
---	--

46-21-01	Air Traffic Service Unit (ATSU)
-----------------	--

Ident.: MI-46-21-00008795.0002001 / 29 NOV 11
Applicable to: ALL

46-21-01A

Repair interval	Nbr installed	Nbr required	Placard
C	-	-	No

May be inoperative provided that voice communications are permitted and used.



DRAGONAIR

A320/A321


MINIMUM EQUIPMENT LIST

MEL ITEMS

46 - INFORMATION SYSTEMS

46-21 - Air Traffic and Information Management System

Intentionally left blank

 DRAGONAIR A320/A321 MINIMUM EQUIPMENT LIST	MEL ITEMS 47 - INERT GAS SYSTEM 47-00 - MAINTENANCE Message on the STATUS SD page
---	---

47-00-01	FUEL INERT <u>MAINTENANCE</u> Message
-----------------	--

Ident.: MI-47-00-00010615.0001001 / 29 NOV 11

Applicable to: B-HSQ, B-HSR

47-00-01A

Repair interval	Nbr installed	Nbr required	Placard
C	1	0	No

FUEL INERT MAINTENANCE Message may be displayed on the STATUS SD page.



DRAGONAIR

A320/A321


MINIMUM EQUIPMENT LIST

MEL ITEMS

47 - INERT GAS SYSTEM

47-00 - MAINTENANCE Message on the STATUS SD page

Intentionally left blank

 DRAGONAIR A320/A321 MINIMUM EQUIPMENT LIST	MEL ITEMS 49 - AIRBORNE AUXILIARY POWER 49-00 - MAINTENANCE Message on the STATUS SD page
--	---

49-00-01	<u>APU MAINTENANCE</u> Message
-----------------	---------------------------------------

Ident.: MI-49-00-00008813.0001001 / 29 NOV 11

Applicable to: ALL

49-00-01A

Repair interval	Nbr installed	Nbr required	Placard
C	–	–	No

S

APU MAINTENANCE message may be displayed on the STATUS SD page.

_____ Reference(s) _____

S



DRAGONAIR

A320/A321


MINIMUM EQUIPMENT LIST

MEL ITEMS

49 - AIRBORNE AUXILIARY POWER

49-00 - MAINTENANCE Message on the STATUS SD page

Intentionally left blank

 DRAGONAIR A320/A321 MINIMUM EQUIPMENT LIST	MEL ITEMS 49 - AIRBORNE AUXILIARY POWER 49-01 - APU Overhead Panel
--	--

49-01-01	APU MASTER SW pb-sw FAULT light
-----------------	--

Ident.: MI-49-01-00008814.0001001 / 22 MAR 10

Applicable to: ALL

49-01-01A

Repair interval	Nbr installed	Nbr required	Placard
C	1	0	Yes

May be inoperative provided that the N and the EGT indications are operative on the APU SD page.

49-01-02	APU MASTER SW pb-sw ON light
-----------------	-------------------------------------

Ident.: MI-49-01-00008816.0001001 / 22 MAR 10

Applicable to: ALL

49-01-02A

Repair interval	Nbr installed	Nbr required	Placard
C	1	0	Yes

May be inoperative.

49-01-03	APU START pb-sw AVAIL light
-----------------	------------------------------------


Ident.: MI-49-01-00008817.0001001 / 22 MAR 10

Applicable to: ALL

49-01-03A

Repair interval	Nbr installed	Nbr required	Placard
C	1	0	Yes

May be inoperative provided that the N indication is operative on the APU SD page.

 DRAGONAIR A320/A321 MINIMUM EQUIPMENT LIST	MEL ITEMS 49 - AIRBORNE AUXILIARY POWER 49-01 - APU Overhead Panel
---	--


49-01-04	APU START pb-sw ON light
-----------------	---------------------------------

Ident.: MI-49-01-00008818.0001001 / 22 MAR 10
Applicable to: ALL

49-01-04A

Repair interval	Nbr installed	Nbr required	Placard
C	1	0	Yes

May be inoperative.

 DRAGONAIR A320/A321 MINIMUM EQUIPMENT LIST	MEL ITEMS 49 - AIRBORNE AUXILIARY POWER 49-07 - Indications on the APU SD page
---	--

49-07-01	Indications on the <u>APU</u> SD page
-----------------	--

Ident.: MI-49-07-00008821.0001001 / 22 MAR 10
Applicable to: ALL

49-07-01A

Repair interval	Nbr installed	Nbr required	Placard
C	–	0	No

One or more may be inoperative.



DRAGONAIR

A320/A321


MINIMUM EQUIPMENT LIST

MEL ITEMS

49 - AIRBORNE AUXILIARY POWER

49-07 - Indications on the APU SD page

Intentionally left blank

 DRAGONAIR A320/A321 MINIMUM EQUIPMENT LIST	MEL ITEMS 49 - AIRBORNE AUXILIARY POWER 49-10 - Power Plant
---	---

49-10-01	Power Plant (APU)
-----------------	----------------------------

Ident.: MI-49-10-00008819.0002001 / 29 NOV 11

Applicable to: ALL

49-10-01A Non ETOPS flight

Repair interval	Nbr installed	Nbr required	Placard
C	1	0	Yes

[S]

- (o) May be inoperative provided that ETOPS is not conducted.

_____ Reference(s) _____

- (o) Refer to OpsProc 49-10-01A Power Plant (APU)

[S]

49-10-01B ETOPS 120 min flight

Repair interval	Nbr installed	Nbr required	Placard
A	1	0	Yes

[S]

- (o) May be inoperative for four flights provided that ETOPS beyond 120 min is not conducted.

_____ Reference(s) _____

- (o) Refer to OpsProc 49-10-01B Power Plant (APU)

[S]

49-10-01C APU deactivated or removed

Repair interval	Nbr installed	Nbr required	Placard
D	1	0	Yes

[S]

- (o)(m) May be inoperative provided that:
- 1) ETOPS is not conducted, and
 - 2) The APU is deactivated or removed.

Continued on the following page



DRAGONAIR

A320/A321
MINIMUM EQUIPMENT LIST

MEL ITEMS

49 - AIRBORNE AUXILIARY POWER

49-10 - Power Plant

Continued from the previous page

_____ Reference(s) _____

(o) *Refer to OpsProc 49-10-01C Power Plant (APU)*

(m) *Refer to AMM 49-10-00-040-007*

S

49-10-02

APU Air Intake Flap

Ident.: MI-49-10-00008820.0001001 / 29 NOV 11

Applicable to: ALL

49-10-02A APU not used

Repair interval	Nbr installed	Nbr required	Placard
C	1	0	No

S

May be inoperative in the closed position provided that the APU is not used.

Refer to Item 49-10-01 Power Plant (APU)

_____ Reference(s) _____

S

49-10-02B APU used

Repair interval	Nbr installed	Nbr required	Placard
A	1	0	No


S

(m) May be inoperative in the open position for 10 days.

_____ Reference(s) _____

(m) *Refer to AMM 49-16-00-040-002*

S

 DRAGONAIR A320/A321 MINIMUM EQUIPMENT LIST	MEL ITEMS 52 - DOORS 52-01 - Overhead Panels 52-01-01 - CKPT DOOR CONT Normal Overhead Panel
---	---

52-01-01-01	CHAN (1, 2) LED s on the CKPT DOOR CONT Overhead Panel
--------------------	---

Ident.: MI-52-01-01-00008677.0001001 / 29 NOV 11

Applicable to: ALL

52-01-01-01A

Repair interval	Nbr installed	Nbr required	Placard
A	2	0	No

- (o) One or more may be inoperative provided that the FAULT light on the COCKPIT DOOR Panel is checked operative.

_____ Reference(s) _____

- (o) *Refer to OpsProc 52-01-01-01A LEDs on the CKPT DOOR CONT Overhead Panel*

52-01-01-02	STRIKE (TOP, MID, BOT) LED s on the CKPT DOOR CONT Overhead Panel
--------------------	--

Ident.: MI-52-01-01-00008678.0001001 / 29 NOV 11

Applicable to: ALL


52-01-01-02A

Repair interval	Nbr installed	Nbr required	Placard
C	3	0	No

- (o) One or more may be inoperative provided that the FAULT light on the COCKPIT DOOR Panel is checked operative.

_____ Reference(s) _____

- (o) *Refer to OpsProc 52-01-01-02A LEDs on the CKPT DOOR CONT Overhead Panel*

 <p>DRAGONAIR A320/A321 MINIMUM EQUIPMENT LIST</p>	<p>MEL ITEMS 52 - DOORS 52-01 - Overhead Panels 52-01-01 - CKPT DOOR CONT Normal Overhead Panel</p>
---	---

52-01-01-03	Pressure Rate Sensor on the CKPT DOOR CONT Overhead Panel
-------------	---

Ident.: MI-52-01-01-00008679.0001001 / 29 NOV 11

Applicable to: ALL

52-01-01-03A One inoperative

Repair interval	Nbr installed	Nbr required	Placard
A	2	1	Yes

S

(o) (m) One may be inoperative for 60 consecutive calendar days provided that the remaining pressure rate sensor is checked operative.

Reference(s)

(o) Refer to OpsProc 52-01-01-03A Pressure Rate Sensor on the CKPT DOOR CONT Overhead Panel

(m) Refer to AMM 52-51-00-040-011

S


52-01-01-03B Both inoperative

Repair interval	Nbr installed	Nbr required	Placard
B	2	0	No

(o) Both may be inoperative provided that the complete CDLS is considered inoperative.

Reference(s)

(o) Refer to OpsProc 52-01-01-03B Pressure Rate Sensor on the CKPT DOOR CONT Overhead Panel

 <p>DRAGONAIR A320/A321 MINIMUM EQUIPMENT LIST</p>	<p>MEL ITEMS 52 - DOORS 52-07 - Indications on the DOOR/OXY SD page</p>
--	---

52-07-01	Passenger Door Permanently Indicated Open on the <u>DOOR/OXY</u> SD page
-----------------	---

Ident.: MI-52-07-00008777.0001001 / 29 NOV 11

Applicable to: B-HSD, B-HSE, B-HSG, B-HSI, B-HSJ, B-HSK, B-HSL, B-HSM, B-HSN, B-HSO, B-HSP, B-HSQ, B-HSR

52-07-01A Check of associated door and 'C' repair interval

Repair interval	Nbr installed	Nbr required	Placard
C	4	0	No

S

- (o) One or more may be permanently indicated open when actually closed provided that:
- 1) The associated door is visually checked to be closed and locked before each flight, and
 - 2) The white SLIDE ARMED light on the associated door does not come on when the door is closed and locked and the slide arming lever is in the armed position.

_____ Reference(s) _____

- (o) *Refer to OpsProc 52-07-01A Passenger Door/Emergency Exit Permanently Indicated Open on the DOOR/OXY SD page (SLIDE ARMED light operative)*

S

52-07-01B Check of associated door and 'B' repair interval

Repair interval	Nbr installed	Nbr required	Placard
B	4	0	No

S

- (o) One or more may be permanently indicated open when actually closed provided that the associated door is visually checked to be closed and locked before each flight.

_____ Reference(s) _____

- (o) *Refer to OpsProc 52-07-01B Passenger Door/Emergency Exit Permanently Indicated Open on the DOOR/OXY SD page (SLIDE ARMED light may be permanently illuminated)*

S

Continued on the following page



DRAGONAIR

A320/A321
MINIMUM EQUIPMENT LIST

MEL ITEMS

52 - DOORS

52-07 - Indications on the DOOR/OXY SD page

Continued from the previous page

52-07-01C No night operations

Repair interval	Nbr installed	Nbr required	Placard
C	4	0	No

P

- (o) One or more may be permanently indicated open when actually closed provided that:
- 1) The aircraft is not operated at night, and
 - 2) The associated door is visually checked to be closed and locked before each flight.

_____ Reference(s) _____

- (o) *Refer to OpsProc 52-07-01C Passenger Door/Emergency Exit Permanently Indicated Open on the DOOR/OXY SD page (SLIDE ARMED light may be permanently illuminated)*

P

52-07-01D Slide of the associated door not armed

Repair interval	Nbr installed	Nbr required	Placard
B	4	3	Yes

S


- (o) One or more may be permanently indicated open when actually closed provided that:
- 1) The associated door is visually checked to be closed and locked before each flight, and
 - 2) The slide of the associated door is not armed, and
 - 3) The associated door is considered inoperative.

Refer to Item 52-10-01 Cabin Passenger Door

_____ Reference(s) _____

- (o) *Refer to OpsProc 52-07-01D Passenger Door/Emergency Exit Permanently Indicated Open on the DOOR/OXY SD page (SLIDE ARMED light may be permanently illuminated)*

S

 DRAGONAIR A320/A321 MINIMUM EQUIPMENT LIST	MEL ITEMS 52 - DOORS 52-07 - Indications on the DOOR/OXY SD page
---	--

52-07-01	Passenger Door/Emergency Exit Permanently Indicated Open on the <u>DOOR/OXY</u> SD page
-----------------	--

Ident.: MI-52-07-00008777.0004001 / 29 NOV 11

Applicable to: B-HTD, B-HTE, B-HTF, B-HTG, B-HTH, B-HTI

52-07-01A Check of associated door and 'C' repair interval

Repair interval	Nbr installed	Nbr required	Placard
C	8	0	No

S

- (o) One or more may be permanently indicated open when actually closed provided that:
- 1) The associated door is visually checked to be closed and locked before each flight, and
 - 2) The white SLIDE ARMED light on the associated door does not come on when the door is closed and locked and the slide arming lever is in the armed position.

_____ Reference(s) _____

- (o) *Refer to OpsProc 52-07-01A Passenger Door/Emergency Exit Permanently Indicated Open on the DOOR/OXY SD page (SLIDE ARMED light operative)*

S

52-07-01B Check of associated door and 'B' repair interval

Repair interval	Nbr installed	Nbr required	Placard
B	8	0	No

S

- (o) One or more may be permanently indicated open when actually closed provided that the associated door is visually checked to be closed and locked before each flight.

_____ Reference(s) _____

- (o) *Refer to OpsProc 52-07-01B Passenger Door/Emergency Exit Permanently Indicated Open on the DOOR/OXY SD page (SLIDE ARMED light may be permanently illuminated)*

S

Continued on the following page



DRAGONAIR

A320/A321
MINIMUM EQUIPMENT LIST

MEL ITEMS

52 - DOORS

52-07 - Indications on the DOOR/OXY SD page

Continued from the previous page

52-07-01C No night operations

Repair interval	Nbr installed	Nbr required	Placard
C	8	0	No

P

- (o) One or more may be permanently indicated open when actually closed provided that:
- 1) The aircraft is not operated at night, and
 - 2) The associated door is visually checked to be closed and locked before each flight.

_____ Reference(s) _____

- (o) *Refer to OpsProc 52-07-01C Passenger Door/Emergency Exit Permanently Indicated Open on the DOOR/OXY SD page (SLIDE ARMED light may be permanently illuminated)*

P

52-07-01D Slide of the associated door not armed

Repair interval	Nbr installed	Nbr required	Placard
C	8	7	Yes

S


- (o) One or more may be permanently indicated open when actually closed provided that:
- 1) The associated door is visually checked to be closed and locked before each flight, and
 - 2) The slide of the associated door is not armed, and
 - 3) The associated door is considered inoperative.

Refer to Item 52-10-01 Cabin Passenger Door

_____ Reference(s) _____

- (o) *Refer to OpsProc 52-07-01D Passenger Door/Emergency Exit Permanently Indicated Open on the DOOR/OXY SD page (SLIDE ARMED light may be permanently illuminated)*

S

 DRAGONAIR A320/A321 MINIMUM EQUIPMENT LIST	MEL ITEMS 52 - DOORS 52-07 - Indications on the DOOR/OXY SD page
---	--

52-07-02	Passenger Door Permanently Indicated Closed on the <u>DOOR/OXY</u> SD page
-----------------	---

Ident.: MI-52-07-00008779.0001001 / 29 NOV 11

Applicable to: B-HSD, B-HSE, B-HSG, B-HSI, B-HSJ, B-HSK, B-HSL, B-HSM, B-HSN, B-HSO, B-HSP, B-HSQ, B-HSR

52-07-02A No night operations

Repair interval	Nbr installed	Nbr required	Placard
C	4	0	No

P

- (o) One or more may be permanently indicated closed when actually open provided that:
- 1) The aircraft is not operated at night, and
 - 2) The associated door is visually checked to be closed and locked before each flight.

_____ Reference(s) _____

- (o) *Refer to OpsProc 52-07-02A Passenger Door/Emergency Exit Permanently Indicated Closed on the DOOR/OXY SD page*

P

52-07-02B Check of associated door

Repair interval	Nbr installed	Nbr required	Placard
B	4	3	Yes

S

- (o) One or more may be permanently indicated closed when actually open provided that:
- 1) The associated door is visually checked to be closed and locked before each flight, and
 - 2) The associated door is considered inoperative.

Refer to Item 52-10-01 Cabin Passenger Door

_____ Reference(s) _____

- (o) *Refer to OpsProc 52-07-02B Passenger Door/Emergency Exit Permanently Indicated Closed on the DOOR/OXY SD page*

S



DRAGONAIR

A320/A321
MINIMUM EQUIPMENT LIST

MEL ITEMS

52 - DOORS

52-07 - Indications on the DOOR/OXY SD page

52-07-02

**Passenger Door/Emergency Exit Permanently
Indicated Closed on the DOOR/OXY SD page**

Ident.: MI-52-07-00008779.0004001 / 29 NOV 11

Applicable to: B-HTD, B-HTE, B-HTF, B-HTG, B-HTH, B-HTI

52-07-02A No night operations

Repair interval	Nbr installed	Nbr required	Placard
C	8	0	No

P

- (o) One or more may be permanently indicated closed when actually open provided that:
- 1) The aircraft is not operated at night, and
 - 2) The associated door is visually checked to be closed and locked before each flight.

_____ Reference(s) _____

- (o) *Refer to OpsProc 52-07-02A Passenger Door/Emergency Exit Permanently Indicated Closed on the DOOR/OXY SD page*

P

52-07-02B Check of associated door

Repair interval	Nbr installed	Nbr required	Placard
B	8	7	Yes


S

- (o) One or more may be permanently indicated closed when actually open provided that:
- 1) The associated door is visually checked to be closed and locked before each flight, and
 - 2) The associated door is considered inoperative.
- Refer to Item 52-10-01 Cabin Passenger Door*

_____ Reference(s) _____

- (o) *Refer to OpsProc 52-07-02B Passenger Door/Emergency Exit Permanently Indicated Closed on the DOOR/OXY SD page*

S

 DRAGONAIR A320/A321 MINIMUM EQUIPMENT LIST	MEL ITEMS 52 - DOORS 52-07 - Indications on the DOOR/OXY SD page
---	--

52-07-03	Overwing Emergency Exit Permanently Indicated Open on the <u>DOOR/OXY</u> SD page
-----------------	--

Ident.: MI-52-07-00008780.0001001 / 29 NOV 11

Applicable to: B-HSD, B-HSE, B-HSG, B-HSI, B-HSJ, B-HSK, B-HSL, B-HSM, B-HSN, B-HSO, B-HSP, B-HSQ, B-HSR

52-07-03A Check of associated exit and 'C' repair interval

Repair interval	Nbr installed	Nbr required	Placard
C	4	0	No

[S]

- (o) (m) One or more may be permanently indicated open when actually closed provided that:
- 1) The associated exit is visually checked to be closed and locked before each flight, and
 - 2) The associated SLIDE indication is displayed in white on the DOOR/OXY SD page .

_____ Reference(s) _____

(o) *Refer to OpsProc 52-07-03A Overwing Emergency Exit Permanently Indicated Open on the DOOR/OXY SD page*

(m) *Refer to AMM 52-70-00-040-010*

[S]

52-07-03B Check of associated exit and 'B' repair interval

Repair interval	Nbr installed	Nbr required	Placard
B	4	0	No

[S]

- (o) (m) One or more may be permanently indicated open when actually closed provided that the associated exit is visually checked to be closed and locked before each flight.

_____ Reference(s) _____

(o) *Refer to OpsProc 52-07-03B Overwing Emergency Exit Permanently Indicated Open on the DOOR/OXY SD page*

(m) *Refer to AMM 52-70-00-040-010*

[S]

Continued on the following page



DRAGONAIR

A320/A321
MINIMUM EQUIPMENT LIST

MEL ITEMS

52 - DOORS

52-07 - Indications on the DOOR/OXY SD page

Continued from the previous page

52-07-03C No night operations

Repair interval	Nbr installed	Nbr required	Placard
C	4	0	No

P

(o) (m) One or more may be permanently indicated open when actually closed provided that:

- 1) The aircraft is not operated at night, and
- 2) The associated exit is visually checked to be closed and locked before each flight.

_____ Reference(s) _____

(o) *Refer to OpsProc 52-07-03C Overwing Emergency Exit Permanently Indicated Open on the DOOR/OXY SD page*

(m) *Refer to AMM 52-70-00-040-010*

P

52-07-03D Both exits on the same side considered inoperative

Repair interval	Nbr installed	Nbr required	Placard
C	4	–	Yes

S

(o) (m) One or more may be permanently indicated open when actually closed provided that:

- 1) The associated exit is visually checked to be closed and locked before each flight, and
- 2) Both exits on the same side are considered inoperative.


Refer to Item 52-10-02 Overwing Emergency Exit

_____ Reference(s) _____

(o) *Refer to OpsProc 52-07-03D Overwing Emergency Exit Permanently Indicated Open on the DOOR/OXY SD page*

(m) *Refer to AMM 52-70-00-040-010*

S

 DRAGONAIR A320/A321 MINIMUM EQUIPMENT LIST	MEL ITEMS 52 - DOORS 52-07 - Indications on the DOOR/OXY SD page
---	--

52-07-04	Overwing Emergency Exit Permanently Indicated Closed on the <u>DOOR/OXY</u> SD page
-----------------	--

Ident.: MI-52-07-00008781.0001001 / 29 NOV 11

Applicable to: B-HSD, B-HSE, B-HSG, B-HSI, B-HSJ, B-HSK, B-HSL, B-HSM, B-HSN, B-HSO, B-HSP, B-HSQ, B-HSR

52-07-04A No night operations

Repair interval	Nbr installed	Nbr required	Placard
C	4	0	No

P

(o)(m) One or more may be permanently indicated closed when actually open provided that:

- 1) The aircraft is not operated at night, and
- 2) The associated exit is visually checked to be closed and locked before each flight.

_____ Reference(s) _____

(o) *Refer to OpsProc 52-07-04A Overwing Emergency Exit Permanently Indicated Closed on the DOOR/OXY SD page*

(m) *Refer to AMM 52-70-00-040-011*

P

52-07-04B Both exits on the same side considered inoperative

Repair interval	Nbr installed	Nbr required	Placard
–	4	–	Yes

S

(o)(m) One or more may be permanently indicated closed when actually open provided that:

- 1) The associated exit is visually checked to be closed and locked before each flight, and
- 2) Both exits on the same side are considered inoperative.

Refer to Item 52-10-02 Overwing Emergency Exit

_____ Reference(s) _____

(o) *Refer to OpsProc 52-07-04B Overwing Emergency Exit Permanently Indicated Closed on the DOOR/OXY SD page*

(m) *Refer to AMM 52-70-00-040-011*

S



DRAGONAIR

A320/A321
MINIMUM EQUIPMENT LIST

MEL ITEMS

52 - DOORS

52-07 - Indications on the DOOR/OXY SD page

52-07-05

Cargo Door Indication on the DOOR/OXY SD page

Ident.: MI-52-07-00008782.0001001 / 29 NOV 11

Applicable to: ALL

52-07-05A

Repair interval	Nbr installed	Nbr required	Placard
C	3	0	No

S

- (o) (m) One or more may be inoperative provided that the associated door is visually checked to be closed and locked before each flight.

Reference(s)

(o) Refer to OpsProc 52-07-05A Cargo Door Indication on the DOOR/OXY SD page

(m) Refer to AMM 52-70-00-040-001

S

52-07-06

Avionics Compartment Access Door
Indication on the DOOR/OXY SD page

Ident.: MI-52-07-00008784.0001001 / 29 NOV 11

Applicable to: ALL

52-07-06A

Repair interval	Nbr installed	Nbr required	Placard
C	–	0	No

S


- (o) (m) One or more may be inoperative provided that the associated door is visually checked to be closed and locked before each flight.

Reference(s)

(o) Refer to OpsProc 52-07-06A Avionics Compartment Access Door Indication on the DOOR/OXY SD page

(m) Refer to AMM 52-70-00-040-004

S

 DRAGONAIR A320/A321 MINIMUM EQUIPMENT LIST	MEL ITEMS 52 - DOORS 52-10 - Passenger/Crew Door
---	--

52-10-01	Cabin Passenger Door and Emergency Exits
-----------------	---

Ident.: MI-52-10-00008689.0001001 / 29 NOV 11

Applicable to: B-HSD, B-HSE, B-HSG, B-HSI, B-HSJ, B-HSK, B-HSL, B-HSM, B-HSN, B-HSO, B-HSP

52-10-01A

Repair interval	Nbr installed	Nbr required	Placard
B	8	–	Yes

P

(o) (m) One Cabin Passenger Door and/or its associated escape slide -OR- One Overwing Emergency Exit (or both Overwing Emergency Exits on same side as an inoperative Offwing Escape Slide), may be inoperative provided that:

- 1) The exit is secured closed prior to passenger boarding and is not used for any purpose whilst passengers are on board, and
- 2) All other exits and escape slides are fully operative, and
- 3) The maximum number of passengers carried is restricted as follows:

Inoperative Exits	Fwd Door	Overwing Exit (Slide)	Aft door
Max Pax Load for 158 Config	130	152 (120)	124

Refer Operating Procedures for detailed seating restrictions, and

- 4) All the emergency exits and/or exit markings, signs and lights associated with the affected door must be obscured, and
- 5) The exit is marked by a red disc at least 23cm in diameter with a horizontal white bar across it bearing the words “NO EXIT” in English and Chinese in red letters, and
- 6) Passengers are not seated near the unserviceable exit, for this purpose seat rows should be blocked off and clearly marked to prevent their use for takeoff and landing, and
- 7) The pre-takeoff briefing to the passengers must reflect the current state and condition of the aircraft escape facilities. A briefing by reference to a briefing card must be immediately qualified by an oral announcement to emphasize the exits to be used in the affected zones and the fact that a particular exit is unusable and displays a red “NO EXIT” sign, and
- 8) Where the evacuation drill calls for cabin crew to be seated by the inoperative exit, they are briefed to direct passengers to a serviceable exit, and
- 9) If the emergency escape slide is removed, the Maintenance Procedures for load adjustment of the control handle is applied before the first flight under this item.

Note: Notify IOC /Load Control of any inoperative PAX DOOR/EMER EXIT.

Continued on the following page



DRAGONAIR

A320/A321
MINIMUM EQUIPMENT LIST

MEL ITEMS

52 - DOORS

52-10 - Passenger/Crew Door


Continued from the previous page

Reference(s)

(o) *Refer to OpsProc 52-10-01A Cabin Passenger Door*

(m) *Refer to AMM 52-10-00-040-001*

P

 DRAGONAIR A320/A321 MINIMUM EQUIPMENT LIST	MEL ITEMS 52 - DOORS 52-10 - Passenger/Crew Door
---	--

52-10-01	Cabin Passenger Door and Emergency Exits
-----------------	---

Ident.: MI-52-10-00008689.9001002 / 29 NOV 11

Applicable to: B-HSQ, B-HSR

52-10-01A

Repair interval	Nbr installed	Nbr required	Placard
B	8	–	Yes

P

(o) (m) One Cabin Passenger Door and/or its associated escape slide -OR- One Overwing Emergency Exit (or both Overwing Emergency Exits on same side as an inoperative Offwing Escape Slide), may be inoperative provided that:

- 1) The exit is secured closed prior to passenger boarding and is not used for any purpose whilst passengers are on board, and
- 2) All other exits and escape slides are fully operative, and
- 3) The maximum number of passengers carried is restricted as follows:

Inoperative Exits	Fwd Door	Overwing Exit (Slide)	Aft door
Max Pax Load for 168 Config	130	155 (120)	130

Refer Operating Procedures for detailed seating restrictions, and

- 4) All the emergency exits and/or exit markings, signs and lights associated with the affected door must be obscured, and
- 5) The exit is marked by a red disc at least 23cm in diameter with a horizontal white bar across it bearing the words “NO EXIT” in English and Chinese in red letters, and
- 6) Passengers are not seated near the unserviceable exit, for this purpose seat rows should be blocked off and clearly marked to prevent their use for takeoff and landing, and
- 7) The pre-takeoff briefing to the passengers must reflect the current state and condition of the aircraft escape facilities. A briefing by reference to a briefing card must be immediately qualified by an oral announcement to emphasize the exits to be used in the affected zones and the fact that a particular exit is unusable and displays a red “NO EXIT” sign, and
- 8) Where the evacuation drill calls for cabin crew to be seated by the inoperative exit, they are briefed to direct passengers to a serviceable exit, and
- 9) If the emergency escape slide is removed, the Maintenance Procedures for load adjustment of the control handle is applied before the first flight under this item.

Note: Notify IOC /Load Control of any inoperative PAX DOOR/EMER EXIT.

Continued on the following page



DRAGONAIR

A320/A321
MINIMUM EQUIPMENT LIST

MEL ITEMS

52 - DOORS

52-10 - Passenger/Crew Door


Continued from the previous page

Reference(s)

(o) *Refer to OpsProc 52-10-01A Cabin Passenger Door*

(m) *Refer to AMM 52-10-00-040-001*

P

 DRAGONAIR A320/A321 MINIMUM EQUIPMENT LIST	MEL ITEMS 52 - DOORS 52-10 - Passenger/Crew Door
---	--

52-10-01	Cabin Passenger Door and Emergency Exits
-----------------	---

Ident.: MI-52-10-00008689.0004001 / 29 NOV 11

Applicable to: B-HTD, B-HTE, B-HTF, B-HTG, B-HTH, B-HTI

52-10-01A

Repair interval	Nbr installed	Nbr required	Placard
B	8	7	Yes

P

(o) (m) One passenger door or emergency passenger door, and/or its associate escape slide, may be inoperative provided that:

- 1) The exit is secured closed prior to passenger boarding and is not used for any purpose whilst passengers are on board, and
- 2) All other exits and escape slides are fully operative, and
- 3) The maximum number of passengers carried is restricted as follows:

Inoperative Exits	Door 1	Door 2	Door 3	Door 4
Max Pax Load for 172 Config	170	139	139	134

Refer Operating Procedures for detailed seating restrictions, and

- 4) All the emergency exits and/or exit markings, signs and lights associated with the affected door must be obscured, and
- 5) The exit is marked by a red disc at least 23cm in diameter with a horizontal white bar across it bearing the words "NO EXIT" in English and Chinese in red letters, and
- 6) Passengers are not seated near the unserviceable exit, for this purpose seat rows should be blocked off and clearly marked to prevent their use for takeoff and landing, and
- 7) The pre-takeoff briefing to the passengers must reflect the current state and condition of the aircraft escape facilities. A briefing by reference to a briefing card must be immediately qualified by an oral announcement to emphasize the exits to be used in the affected zones and the fact that a particular exit is unusable and displays a red "NO EXIT" sign, and
- 8) Where the evacuation drill calls for cabin crew to be seated by the inoperative exit, they are briefed to direct passengers to a serviceable exit, and
- 9) If the emergency escape slide is removed, the Maintenance Procedures for load adjustment of the control handle is applied before the first flight under this item.

Note: Notify IOC /Load Control of any inoperative PAX DOOR/EMER EXIT.

Continued on the following page

**DRAGONAIR****A320/A321
MINIMUM EQUIPMENT LIST****MEL ITEMS****52 - DOORS**

52-10 - Passenger/Crew Door

Continued from the previous page

Reference(s)

(o) Refer to OpsProc 52-10-01A Cabin Passenger Door**(m)** Refer to AMM 52-10-00-040-001**P****52-10-02****Overwing Emergency Exit**

Ident.: MI-52-10-00008690.0001001 / 29 NOV 11

Applicable to: B-HSD, B-HSE, B-HSG, B-HSI, B-HSJ, B-HSK, B-HSL, B-HSM, B-HSN, B-HSO, B-HSP, B-HSQ, B-HSR

52-10-02A

Repair interval	Nbr installed	Nbr required	Placard
—	—	—	No

*Refer to Item 52-10-01 Cabin Passenger Door***52-10-03****Passenger Exit Stop Fitting**

Ident.: MI-52-10-00008691.0001001 / 29 NOV 11

Applicable to: **ALL****52-10-03A**


Repair interval	Nbr installed	Nbr required	Placard
C	—	—	No

P

A maximum of one per exit may be inoperative provided that the flight is not pressurized.
Refer to FCOM/PRO-SPO-20 Flight Without Cabin Pressurization.

Reference(s)

P

 DRAGONAIR A320/A321 MINIMUM EQUIPMENT LIST	MEL ITEMS 52 - DOORS 52-10 - Passenger/Crew Door
---	--

52-10-04	Door Damper Function
-----------------	-----------------------------

Ident.: MI-52-10-00008692.0001001 / 29 NOV 11

Applicable to: B-HSD, B-HSE, B-HSG, B-HSI, B-HSJ, B-HSK, B-HSL, B-HSM, B-HSN, B-HSO, B-HSP, B-HSQ, B-HSR

52-10-04A

Repair interval	Nbr installed	Nbr required	Placard
D	4	0	No

One or more may be inoperative.

52-10-04	Door Damper Function
-----------------	-----------------------------

Ident.: MI-52-10-00008692.0004001 / 22 MAR 10

Applicable to: B-HTD, B-HTE, B-HTF, B-HTG, B-HTH, B-HTI

52-10-04A

Repair interval	Nbr installed	Nbr required	Placard
D	8	0	No

One or more may be inoperative.

52-10-05	Door Emergency Opening Function
-----------------	--

Ident.: MI-52-10-00008693.0001001 / 29 NOV 11

Applicable to: B-HSD, B-HSE, B-HSG, B-HSI, B-HSJ, B-HSK, B-HSL, B-HSM, B-HSN, B-HSO, B-HSP, B-HSQ, B-HSR

52-10-05A


Repair interval	Nbr installed	Nbr required	Placard
B	4	3	Yes

P

One or more may be inoperative provided that the affected door is considered inoperative.
Refer to Item 52-10-01 Cabin Passenger Door

_____ Reference(s) _____

P

 DRAGONAIR A320/A321 MINIMUM EQUIPMENT LIST	MEL ITEMS 52 - DOORS 52-10 - Passenger/Crew Door
--	--

52-10-05	Door Emergency Opening Function
-----------------	--

Ident.: MI-52-10-00008693.0004001 / 29 NOV 11

Applicable to: B-HTD, B-HTE, B-HTF, B-HTG, B-HTH, B-HTI

52-10-05A

Repair interval	Nbr installed	Nbr required	Placard
B	8	7	Yes

- P
- One or more may be inoperative provided that the affected door is considered inoperative.
Refer to Item 52-10-01 Cabin Passenger Door

Reference(s)

P

52-10-06	DOOR PRESS LOW Message on the Programming and Test Panel (PTP) STATUS Page
-----------------	---

Ident.: MI-52-10-00008694.0001001 / 29 NOV 11

Applicable to: B-HSD, B-HSE, B-HSG, B-HSI, B-HSJ, B-HSK, B-HSL, B-HSM, B-HSN

52-10-06A


Repair interval	Nbr installed	Nbr required	Placard
D	4	0	No

- S
- (o) One or more may be inoperative provided that door bottle pressure is checked before the first flight under this item and thereafter every 8 days

Reference(s)

- (o) Refer to OpsProc 52-10-06A DOOR PRESS LOW/CHECK DOOR PRESSURE Message on the PTP/FAP

S

 DRAGONAIR A320/A321 MINIMUM EQUIPMENT LIST	MEL ITEMS 52 - DOORS 52-10 - Passenger/Crew Door
--	--

52-10-06	DOOR PRESS LOW Message on the Programming and Test Panel (PTP) STATUS Page
-----------------	---

Ident.: MI-52-10-00008694.0003001 / 29 NOV 11

Applicable to: B-HTD, B-HTE, B-HTF, B-HTG, B-HTH, B-HTI

52-10-06A

Repair interval	Nbr installed	Nbr required	Placard
D	8	0	No

[S]

- (o) One or more may be inoperative provided that door bottle pressure is checked before the first flight under this item and thereafter every 8 days

_____ Reference(s) _____

- (o) *Refer to OpsProc 52-10-06A DOOR PRESS LOW/CHECK DOOR PRESSURE Message on the PTP/FAP*

[S]

52-10-06	CHECK DOOR PRESSURE Message on the Flight Attendant Panel (FAP)
-----------------	--

Ident.: MI-52-10-00008694.9001002 / 29 NOV 11

Applicable to: B-HSQ, B-HSP, B-HSQ, B-HSR

52-10-06A

Repair interval	Nbr installed	Nbr required	Placard
D	4	0	No


[S]

- (o) One or more may be inoperative provided that door bottle pressure is checked before the first flight under this item and thereafter every 8 days.

_____ Reference(s) _____

- (o) *Refer to OpsProc 52-10-06A DOOR PRESS LOW/CHECK DOOR PRESSURE Message on the PTP/FAP*

[S]

 DRAGONAIR A320/A321 MINIMUM EQUIPMENT LIST	MEL ITEMS 52 - DOORS 52-10 - Passenger/Crew Door
--	--

52-10-07	Passenger Door Stay Mechanism
-----------------	--------------------------------------

Ident.: MI-52-10-00008695.0001001 / 29 NOV 11

Applicable to: B-HSD, B-HSE, B-HSG, B-HSI, B-HSJ, B-HSK, B-HSL, B-HSM, B-HSN, B-HSO, B-HSP, B-HSQ, B-HSR

52-10-07A

Repair interval	Nbr installed	Nbr required	Placard
B	4	3	Yes

P

One or more may be inoperative provided that the affected door is considered inoperative.

Refer to Item 52-10-01 Cabin Passenger Door

Reference(s)

P

52-10-07	Passenger Door Stay Mechanism
-----------------	--------------------------------------

Ident.: MI-52-10-00008695.0004001 / 29 NOV 11

Applicable to: B-HTD, B-HTE, B-HTF, B-HTG, B-HTH, B-HTI

52-10-07A

Repair interval	Nbr installed	Nbr required	Placard
B	8	7	Yes


P

One or more may be inoperative provided that the affected door is considered inoperative.

Refer to Item 52-10-01 Cabin Passenger Door

Reference(s)

P

 DRAGONAIR A320/A321 MINIMUM EQUIPMENT LIST	MEL ITEMS 52 - DOORS 52-10 - Passenger/Crew Door
---	--

52-10-08	CABIN PRESSURE light (on Doors)
-----------------	--

Ident.: MI-52-10-00008696.0001001 / 29 NOV 11

Applicable to: B-HSD, B-HSE, B-HSG, B-HSI, B-HSJ, B-HSK, B-HSL, B-HSM, B-HSN, B-HSO, B-HSP, B-HSQ, B-HSR

52-10-08A

Repair interval	Nbr installed	Nbr required	Placard
C	4	0	No

One or more may be inoperative.

52-10-08	CABIN PRESSURE light (on Doors)
-----------------	--

Ident.: MI-52-10-00008696.0004001 / 22 MAR 10

Applicable to: B-HTD, B-HTE, B-HTF, B-HTG, B-HTH, B-HTI

52-10-08A

Repair interval	Nbr installed	Nbr required	Placard
C	8	0	No

One or more may be inoperative.



DRAGONAIR

A320/A321

MINIMUM EQUIPMENT LIST

MEL ITEMS

52 - DOORS

52-10 - Passenger/Crew Door

Intentionally left blank

 DRAGONAIR A320/A321 MINIMUM EQUIPMENT LIST	MEL ITEMS 52 - DOORS 52-30 - Cargo Door
---	---

52-30-01	Cargo Door (FWD, AFT and BULK) Inoperative
-----------------	---

Ident.: MI-52-30-00008733.0001001 / 29 NOV 11

Applicable to: ALL

52-30-01A Cargo Door Indication on DOOR/OXY SD page operative

Repair interval	Nbr installed	Nbr required	Placard
C	3	0	No

S

One or more may be inoperative in the closed and locked position provided that they are indicated locked on the DOOR/OXY SD page.

_____ Reference(s) _____

S

52-30-01B Cargo Door Indication on DOOR/OXY SD page inoperative

Repair interval	Nbr installed	Nbr required	Placard
C	3	0	No

S

(m) One or more may be inoperative in the closed and locked position provided that the associated cargo door is visually checked to be closed and locked before each flight.

_____ Reference(s) _____

(m) Refer to AMM 52-30-00-040-001

S



DRAGONAIR

A320/A321
MINIMUM EQUIPMENT LIST

MEL ITEMS

52 - DOORS

52-30 - Cargo Door

52-30-02

Cargo Door Actuator

Ident.: MI-52-30-00008734.0002001 / 29 NOV 11

Applicable to: ALL

52-30-02A A maximum of one actuator inoperative per cargo door

Repair interval	Nbr installed	Nbr required	Placard
C	4	2	No

S

A maximum of one per cargo door may be inoperative provided that:

- 1) The integrity of the yellow hydraulic system is not affected, and
- 2) The wind velocity during loading and unloading operations is below 30 kt, and
- 3) The operation of the door with a single actuator is limited to 100 open/close cycles.

_____ Reference(s) _____

S

52-30-02B One or more actuator inoperative

Repair interval	Nbr installed	Nbr required	Placard
C	4	0	No

S


(m) One or more may be inoperative provided that:

- 1) The integrity of the yellow hydraulic system is not affected, and
- 2) The associated cargo door is manually closed and locked.

_____ Reference(s) _____

(m) Refer to AMM 52-36-00-040-001

S

 DRAGONAIR A320/A321 MINIMUM EQUIPMENT LIST	MEL ITEMS 52 - DOORS 52-30 - Cargo Door
---	---

52-30-03	Cargo Door Electrical Control
-----------------	--------------------------------------

Ident.: MI-52-30-00008737.0001001 / 29 NOV 11

Applicable to: ALL

52-30-03A Cargo door operated using hand pump

Repair interval	Nbr installed	Nbr required	Placard
C	2	0	No

S

One or more may be inoperative provided that the associated cargo doors can be operated using the hand pump.

_____ Reference(s) _____

S

52-30-03B Cargo door considered inoperative

Repair interval	Nbr installed	Nbr required	Placard
C	2	0	No

S

One or more may be inoperative provided that the associated cargo doors are considered inoperative.

Refer to Item 52-30-01 Cargo Door (FWD, AFT and BULK) Inoperative

_____ Reference(s) _____

S

 DRAGONAIR A320/A321 MINIMUM EQUIPMENT LIST	MEL ITEMS 52 - DOORS 52-30 - Cargo Door
---	---

52-30-04	Cargo Door Locking Hooks and Spools (Rollers)
-----------------	--

Ident.: MI-52-30-00008739.0001001 / 29 NOV 11

Applicable to: ALL

52-30-04A

Repair interval	Nbr installed	Nbr required	Placard
C	–	–	No

P

A maximum of one locking hook or one spool per cargo door may be inoperative provided that:

- 1) All the others have no damage, and
- 2) The flight is not pressurized.

Reference(s)

P

52-30-05	Cargo Door Hand Pump
-----------------	-----------------------------

Ident.: MI-52-30-00008741.0001001 / 29 NOV 11

Applicable to: ALL

52-30-05A


Repair interval	Nbr installed	Nbr required	Placard
C	1	0	No

S

May be inoperative provided that the integrity of the yellow hydraulic system is not affected.

Reference(s)

S

 DRAGONAIR A320/A321 MINIMUM EQUIPMENT LIST	MEL ITEMS 52 - DOORS 52-30 - Cargo Door
---	---

52-30-06	Cargo Door Drift Pin
-----------------	-----------------------------

Ident.: MI-52-30-00008742.0001001 / 29 NOV 11
Applicable to: ALL

52-30-06A

Repair interval	Nbr installed	Nbr required	Placard
A	4	0	No

S

One or both on each cargo door may be inoperative for one flight.

_____ Reference(s) _____

S

52-30-07	Cargo Doors Open/Locked Indicator light
-----------------	--

Ident.: MI-52-30-00008743.0001001 / 29 NOV 11
Applicable to: ALL

52-30-07A

Repair interval	Nbr installed	Nbr required	Placard
D	2	0	No

- (o) One or both may be inoperative provided that the associated cargo door is in the fully open position during loading and unloading operations.

_____ Reference(s) _____

- (o) *Refer to OpsProc 52-30-07A Cargo Door Open/Locked Indicator light*



DRAGONAIR

A320/A321


MINIMUM EQUIPMENT LIST

MEL ITEMS

52 - DOORS

52-30 - Cargo Door

Intentionally left blank

 DRAGONAIR A320/A321 MINIMUM EQUIPMENT LIST	MEL ITEMS 52 - DOORS 52-33 - Bulk Cargo Compartment Door
---	--

52-33-01	Cargo Door Balance Mechanism
-----------------	-------------------------------------

Ident.: MI-52-33-00008746.0001001 / 29 NOV 11
Applicable to: ALL

52-33-01A

Repair interval	Nbr installed	Nbr required	Placard
C	1	0	Yes

S

- (m) May be inoperative or damaged provided that:
- 1) A safety hold device is used to maintain the cargo door in the open position during loading and unloading operations, and
 - 2) The associated cargo door is visually checked to be closed and locked.

_____ Reference(s) _____

(m) *Refer to AMM 52-33-00-040-001*

S



DRAGONAIR

A320/A321


MINIMUM EQUIPMENT LIST

MEL ITEMS

52 - DOORS

52-33 - Bulk Cargo Compartment Door

Intentionally left blank

 DRAGONAIR A320/A321 MINIMUM EQUIPMENT LIST	MEL ITEMS 52 - DOORS 52-51 - Reinforced Cockpit Door (CDLS)
---	---

52-51-03	CDLS Buzzer
-----------------	--------------------

Ident.: MI-52-51-00008754.0001001 / 29 NOV 11

Applicable to: ALL

52-51-03A

Repair interval	Nbr installed	Nbr required	Placard
C	1	0	No

(o)(m) May be inoperative provided that:

- 1) The interphone system between the cabin and the cockpit is operative, and
- 2) The keypad is deactivated.

_____ Reference(s) _____

(o) Refer to OpsProc 52-51-03A CDLS Buzzer

(m) Refer to AMM 52-51-00-040-007

52-51-04	CDLS Keypad
-----------------	--------------------

Ident.: MI-52-51-00008759.0001001 / 29 NOV 11

Applicable to: ALL

52-51-04A

Repair interval	Nbr installed	Nbr required	Placard
C	1	0	Yes

S

(o)(m) May be inoperative provided that:


- 1) The interphone system between the cabin and the cockpit is operative, and
- 2) The CDLS keypad is deactivated.

_____ Reference(s) _____

(o) Refer to OpsProc 52-51-04A CDLS Keypad

(m) Refer to AMM 52-51-00-040-007

S

 DRAGONAIR A320/A321 MINIMUM EQUIPMENT LIST	MEL ITEMS 52 - DOORS 52-51 - Reinforced Cockpit Door (CDLS)
---	---

52-51-05	CDLS Keypad Green and Red LED s
-----------------	--

Ident.: MI-52-51-00008762.0001001 / 29 NOV 11

Applicable to: ALL

52-51-05A

Repair interval	Nbr installed	Nbr required	Placard
C	2	0	No

(o) One or both may be inoperative.

Reference(s)

(o) Refer to OpsProc 52-51-05A CDLS Keypad Green and Red LEDs

52-51-06	CDLS Door Release Strike (Catch, Spring, Solenoid, Bolt)
-----------------	---

Ident.: MI-52-51-00008764.0001001 / 29 NOV 11

Applicable to: ALL

Note: Application of the maintenance procedure is only necessary when the inoperative door release strike is failed in locked position.

52-51-06A

Repair interval	Nbr installed	Nbr required	Placard
C	3	2	No

S


(m) One may be inoperative.

Reference(s)

(m) Refer to AMM 52-51-00-040-010

S

Continued on the following page

 DRAGONAIR A320/A321 MINIMUM EQUIPMENT LIST	MEL ITEMS 52 - DOORS 52-51 - Reinforced Cockpit Door (CDLS)
---	---

Continued from the previous page

52-51-06B

Repair interval	Nbr installed	Nbr required	Placard
A	3	1	No

[S]

(m) Two may be inoperative for return to HKG .

Reference(s)

(m) Refer to AMM 52-51-00-040-010

[S]

52-51-06C

Repair interval	Nbr installed	Nbr required	Placard
B	3	0	No

[S]

(o)(m) Two or more may be inoperative provided that Deadbolt is operative and used.

Reference(s)

(o) Refer to OpsProc 52-51-06C CDLS Door Release Strike (Catch, Spring, Solenoid, Bolt)

(m) Refer to AMM 52-51-00-040-010

[S]

52-51-07	CDLS Deadbolt
-----------------	----------------------

Ident.: MI-52-51-00008766.0001001 / 29 NOV 11

Applicable to: B-HSD, B-HSE, B-HSG, B-HSI, B-HSJ, B-HSK, B-HSL, B-HSM, B-HSN, B-HSO, B-HSP, B-HTD, B-HTE, B-HTF, B-HTG, B-HTH, B-HTI

52-51-07A

Repair interval	Nbr installed	Nbr required	Placard
B	1	0	No

May be inoperative.



DRAGONAIR

A320/A321


MINIMUM EQUIPMENT LIST

MEL ITEMS

52 - DOORS

52-51 - Reinforced Cockpit Door (CDLS)

Intentionally left blank

 DRAGONAIR A320/A321 MINIMUM EQUIPMENT LIST	MEL ITEMS 52 - DOORS 52-53 - COCKPIT DOOR Panel on the Center Pedestal
---	--

52-53-01	COCKPIT DOOR FAULT light
-----------------	---------------------------------

Ident.: MI-52-53-00008768.0001001 / 29 NOV 11

Applicable to: ALL

52-53-01A

Repair interval	Nbr installed	Nbr required	Placard
C	1	0	No

- (o) May be inoperative.

_____ Reference(s) _____

- (o) Refer to OpsProc 52-53-01A COCKPIT DOOR FAULT light

52-53-02	COCKPIT DOOR OPEN light
-----------------	--------------------------------

Ident.: MI-52-53-00008770.0001001 / 29 NOV 11

Applicable to: ALL

52-53-02A

Repair interval	Nbr installed	Nbr required	Placard
C	1	0	No

- (o) May be inoperative.

_____ Reference(s) _____

- (o) Refer to OpsProc 52-53-02A COCKPIT DOOR OPEN light

52-53-03	LOCK Function of the COCKPIT DOOR sw
-----------------	---

Ident.: MI-52-53-00008772.0001001 / 29 NOV 11

Applicable to: ALL

52-53-03B

Repair interval	Nbr installed	Nbr required	Placard
B	1	0	No

- (o)(m) May be inoperative provided that:

- 1) The interphone system between the cabin and the cockpit is operative, and
- 2) The keypad is deactivated.

Continued on the following page



DRAGONAIR

A320/A321
MINIMUM EQUIPMENT LIST

MEL ITEMS

52 - DOORS

52-53 - COCKPIT DOOR Panel on the Center Pedestal

Continued from the previous page

Reference(s)

(o) Refer to OpsProc 52-53-03B LOCK Function of the COCKPIT DOOR sw

(m) Refer to AMM 52-51-00-040-007

52-53-04

UNLOCK Function of the COCKPIT DOOR sw

Ident.: MI-52-53-00008774.0001001 / 29 NOV 11

Applicable to: ALL


52-53-04B

Repair interval	Nbr installed	Nbr required	Placard
C	1	0	No

- (o) May be inoperative provided that the interphone system between the cabin and the cockpit is operative.

Reference(s)

(o) Refer to OpsProc 52-53-04B UNLOCK Function of the COCKPIT DOOR sw

 DRAGONAIR A320/A321 MINIMUM EQUIPMENT LIST	MEL ITEMS 56 - WINDOWS 56-10 - Cockpit
---	--

56-10-01	Front Windshield
-----------------	-------------------------

Ident.: MI-56-10-00008671.0001001 / 29 NOV 11

Applicable to: ALL

Note: *A cockpit window with minor damages (as described in the associated maintenance procedure) is considered operative, but the vision through this cockpit window must be acceptable to the flight crew.*

56-10-01A For SPS Windshields (Except P/N STA320-1-3-1 and STA320-2-3-1) and for PPG Windshields and for PAL Windshields (Only P/N PAL 06282& 06283)

Repair interval	Nbr installed	Nbr required	Placard
A	2	2	No

P

- (o)(m) One front windshield external ply may be cracked for ten flights provided that:
 - 1) The other front windshield is not damaged, and
 - 2) The associated windshield heating is deactivated, and
 - 3) The visibility through the associated front windshield is acceptable to the flight crew, and
 - 4) The aircraft is not operated in known or forecast icing conditions.

Reference(s)

- (o) Refer to OpsProc 56-10-01A Front Windshield
- (m) Refer to AMM 56-10-00-040-001

P

Continued on the following page



DRAGONAIR

A320/A321
MINIMUM EQUIPMENT LIST

MEL ITEMS

56 - WINDOWS

56-10 - Cockpit

Continued from the previous page

56-10-01B For SPS Windshields (Except P/N STA320-1-3-1 and STA320-2-3-1) and for PPG Windshields and for PAL Windshields (Only P/N PAL 06282& 06283)

Repair interval	Nbr installed	Nbr required	Placard
C	2	2	No

S

(o) (m) One front windshield may have burn spots in the bus bar area beyond the limits provided that:

- 1) The other front windshield is not damaged, and
- 2) The associated windshield heating is deactivated, and
- 3) The visibility through the associated front windshield is acceptable to the flight crew, and
- 4) The aircraft is not operated in known or forecast icing conditions.

Reference(s)

(o) Refer to OpsProc 56-10-01B Front Windshield

(m) Refer to AMM 56-10-00-040-001

S

56-10-01C For SPS Windshields (only P/N STA320-1-3-1 and STA320-2-3-1)

Repair interval	Nbr installed	Nbr required	Placard
A	2	2	No

P

(o) (m) One front windshield external ply may be cracked for one flight provided that:

- 1) The other front windshield is not damaged, and
- 2) The associated windshield heating is deactivated, and
- 3) The visibility through the associated front windshield is acceptable to the flight crew, and
- 4) The aircraft is not operated in known or forecast icing conditions.


Reference(s)

(o) Refer to OpsProc 56-10-01C Front Windshield

(m) Refer to AMM 56-10-00-040-001

P

Continued on the following page

 DRAGONAIR A320/A321 MINIMUM EQUIPMENT LIST	MEL ITEMS 56 - WINDOWS 56-10 - Cockpit
---	--

Continued from the previous page

56-10-01D For SPS Windshields (only P/N STA320-1-3-1 and STA320-2-3-1)

Repair interval	Nbr installed	Nbr required	Placard
C	2	2	No

[S]

(o)(m) One front windshield may have burn spots in the bus bar area beyond the limits provided that:

- 1) The other front windshield is not damaged, and
- 2) The associated windshield heating is deactivated, and
- 3) The visibility through the associated front windshield is acceptable to the flight crew, and
- 4) The aircraft is not operated in known or forecast icing conditions.

_____ Reference(s) _____

(o) Refer to OpsProc 56-10-01D Front Windshield

(m) Refer to AMM 56-10-00-040-001

[S]

56-10-02	Lateral Fixed/Sliding Window
Ident.: MI-56-10-00008673.0001001 / 29 NOV 11	
Applicable to: ALL	

Note: A cockpit window with minor damages (as described in the associated maintenance procedure) is considered operative, but the vision through this cockpit window must be acceptable to the flight crew.

56-10-02A For Acrylic Window (LUCAS/ACT Supplier, P/N starting with NH)

Repair interval	Nbr installed	Nbr required	Placard
C	4	4	No

[S]

(m) One or more lateral windows may have burn spots in the bus bar area provided that:

- 1) The diameter of the mark is less than 10 mm, and
- 2) The associated lateral window heating is deactivated, and
- 3) The visibility through the affected lateral window is acceptable to the flight crew.

Continued on the following page



DRAGONAIR

A320/A321
MINIMUM EQUIPMENT LIST

MEL ITEMS

56 - WINDOWS

56-10 - Cockpit

Continued from the previous page

_____ Reference(s) _____

(m) Refer to AMM 56-10-00-040-002

S

56-10-02B For Glass Window (SPS Supplier (P/N starting with SPS) and PPG Supplier (P/N starting with NP))

Repair interval	Nbr installed	Nbr required	Placard
A	4	4	No

P

(m) External ply may be cracked for one flight provided that:

- 1) The other lateral windows are not damaged, and
- 2) The associated lateral window heating is deactivated, and
- 3) The visibility through the affected lateral window is acceptable to the flight crew.

_____ Reference(s) _____

(m) Refer to AMM 56-10-00-040-002

P

56-10-02C For Glass Window (SPS Supplier (P/N starting with SPS) and PPG Supplier (P/N starting with NP))

Repair interval	Nbr installed	Nbr required	Placard
C	4	4	No

S


(m) One or more lateral windows may have burn spots in the bus bar area provided that:

- 1) The diameter of the mark is less than 10 mm, and
- 2) The associated lateral window heating is deactivated, and
- 3) The visibility through the affected lateral window is acceptable to the flight crew.

_____ Reference(s) _____

(m) Refer to AMM 56-10-00-040-002

S

 DRAGONAIR A320/A321 MINIMUM EQUIPMENT LIST	MEL ITEMS 56 - WINDOWS 56-10 - Cockpit
---	--

56-10-03	Sliding Window Opening/Closing Mechanism
-----------------	---

Ident.: MI-56-10-00008675.0001001 / 22 MAR 10

Applicable to: ALL

56-10-03A

Repair interval	Nbr installed	Nbr required	Placard
-	2	2	No

Both must be operative.



DRAGONAIR

A320/A321


MINIMUM EQUIPMENT LIST

MEL ITEMS

56 - WINDOWS

56-10 - Cockpit

Intentionally left blank

 DRAGONAIR A320/A321 MINIMUM EQUIPMENT LIST	MEL ITEMS 56 - WINDOWS 56-20 - Cabin
--	--

56-20-01	Cabin Window
-----------------	---------------------

Ident.: MI-56-20-00008676.0001001 / 29 NOV 11
Applicable to: ALL

56-20-01A

Repair interval	Nbr installed	Nbr required	Placard
C	–	0	No

P

One or more may be cracked provided that the flight is not pressurized.

_____ Reference(s) _____

P



DRAGONAIR

A320/A321

MINIMUM EQUIPMENT LIST

MEL ITEMS

56 - WINDOWS

56-20 - Cabin

Intentionally left blank

 DRAGONAIR A320/A321 MINIMUM EQUIPMENT LIST	MEL ITEMS 70 - ENGINE 70-00 - MAINTENANCE Messages on the STATUS SD page
---	--

70-00-01	ENG FADEC <u>MAINTENANCE</u> Message
-----------------	---

Ident.: MI-70-00-00008668.0001001 / 29 NOV 11

Applicable to: ALL

70-00-01A

Repair interval	Nbr installed	Nbr required	Placard
C	–	–	No

S

ENG FADEC MAINTENANCE message may be displayed on the STATUS SD page.

_____ Reference(s) _____

S

70-00-02	ENG EIU <u>MAINTENANCE</u> Message
-----------------	---

Ident.: MI-70-00-00008669.0001001 / 29 NOV 11

Applicable to: ALL

70-00-02A

Repair interval	Nbr installed	Nbr required	Placard
C	–	–	No

S

ENG EIU MAINTENANCE message may be displayed on the STATUS SD page.

_____ Reference(s) _____

S

 DRAGONAIR A320/A321 MINIMUM EQUIPMENT LIST	MEL ITEMS 70 - ENGINE 70-00 - MAINTENANCE Messages on the STATUS SD page
---	--

70-00-03	ENG EVMU <u>MAINTENANCE</u> Message
-----------------	--

Ident.: MI-70-00-00008670.0001001 / 29 NOV 11

Applicable to: ALL

70-00-03A


Repair interval	Nbr installed	Nbr required	Placard
C	—	—	No

S

ENG EVMU MAINTENANCE message may be displayed on the STATUS SD page.

_____ Reference(s) _____

S

 DRAGONAIR A320/A321 MINIMUM EQUIPMENT LIST	MEL ITEMS 73 - ENGINE FUEL AND CONTROL 73-07 - Indications on the <u>ENGINE</u> SD page
--	---

73-07-01	F. USED Indication on the <u>ENGINE</u> SD page
-----------------	--

Ident.: MI-73-07-00008664.0001001 / 29 NOV 11

Applicable to: **ALL**

73-07-01A One indication inoperative

Repair interval	Nbr installed	Nbr required	Placard
C	2	1	No

One may be inoperative provided that the fuel quantity indications of the associated tanks are operative on the FUEL SD page.

73-07-01B Both indicationS inoperative

Repair interval	Nbr installed	Nbr required	Placard
C	2	0	No

P

Both may be inoperative provided that:

- 1) ETOPS is not conducted, and
- 2) The fuel quantity indications of the associated tanks are operative on the FUEL SD page.

_____ Reference(s) _____

P

73-07-02	Fuel Filter Clog Indication on the <u>ENGINE</u> SD page
-----------------	---

Ident.: MI-73-07-00008665.0001001 / 22 MAR 10

Applicable to: **ALL**

73-07-02A

Repair interval	Nbr installed	Nbr required	Placard
C	2	0	No

One or both may be inoperative.



DRAGONAIR

A320/A321


MINIMUM EQUIPMENT LIST

MEL ITEMS

73 - ENGINE FUEL AND CONTROL

73-07 - Indications on the ENGINE SD page

Intentionally left blank

 DRAGONAIR A320/A321 MINIMUM EQUIPMENT LIST	MEL ITEMS 73 - ENGINE FUEL AND CONTROL 73-08 - Indications on the EWD
---	---

73-08-01	Fuel Flow Indication on the EWD
-----------------	--

Ident.: MI-73-08-00008666.0001001 / 29 NOV 11

Applicable to: ALL

73-08-01A

Repair interval	Nbr installed	Nbr required	Placard
C	2	1	No

One fuel flow indication may be inoperative.



DRAGONAIR

A320/A321


MINIMUM EQUIPMENT LIST

MEL ITEMS

73 - ENGINE FUEL AND CONTROL

73-08 - Indications on the EWD

Intentionally left blank

 DRAGONAIR A320/A321 MINIMUM EQUIPMENT LIST	MEL ITEMS 73 - ENGINE FUEL AND CONTROL 73-09 - ECAM Alert
--	---

73-09-01	ENG 1(2) FUEL FILTER CLOG Alert
-----------------	--

Ident.: MI-73-09-00008667.0001001 / 29 NOV 11
Applicable to: ALL

73-09-01A

Repair interval	Nbr installed	Nbr required	Placard
C	2	1	No

S

- (m) One may be displayed provided that:
- 1) The alert is confirmed to be false by troubleshooting, and
 - 2) The associated filter is replaced every day.

_____ Reference(s) _____

(m) *Refer to AMM 73-30-00-040-042*

S



DRAGONAIR

A320/A321


MINIMUM EQUIPMENT LIST

MEL ITEMS

73 - ENGINE FUEL AND CONTROL

73-09 - ECAM Alert

Intentionally left blank

 DRAGONAIR A320/A321 MINIMUM EQUIPMENT LIST	MEL ITEMS 73 - ENGINE FUEL AND CONTROL 73-10 - Distribution
---	---

73-10-04	Engine HP Fuel Valve
-----------------	-----------------------------

Ident.: MI-73-10-00008656.0001001 / 22 MAR 10

Applicable to: ALL

73-10-04A

Repair interval	Nbr installed	Nbr required	Placard
-	2	2	No

Both must be operative.



DRAGONAIR

A320/A321


MINIMUM EQUIPMENT LIST

MEL ITEMS

73 - ENGINE FUEL AND CONTROL

73-10 - Distribution

Intentionally left blank

 DRAGONAIR A320/A321 MINIMUM EQUIPMENT LIST	MEL ITEMS 73 - ENGINE FUEL AND CONTROL 73-20 - Controlling
---	--

73-20-01	Flex Takeoff Mode
-----------------	--------------------------

Ident.: MI-73-20-00008657.0001001 / 29 NOV 11

Applicable to: ALL

73-20-01A

Repair interval	Nbr installed	Nbr required	Placard
D	2	0	No

May be inoperative on one or both engines provided TOGA is used for takeoff.

73-20-04	EPR Control Mode
-----------------	-------------------------

Ident.: MI-73-20-20802095.9001001 / 29 NOV 11

Applicable to: ALL

73-20-04A

Repair interval	Nbr installed	Nbr required	Placard
C	2	0	No

P

- (o) The EPR control mode may be inoperative on one or both engines provided that:
- 1) ETOPS is not conducted, and

2) The N1 rated control mode is operative on both engines (ENG 1(2) N1 DEGRADED MODE message is not displayed on the STATUS SD page), and

3) Performance penalties are applied.

Reference(s)

- (o) Refer to OpsProc 73-20-04A EPR Control Mode

P



DRAGONAIR

A320/A321
MINIMUM EQUIPMENT LIST

MEL ITEMS
73 - ENGINE FUEL AND CONTROL

73-20 - Controlling

73-20-05

Minimum Idle on Ground

Ident.: MI-73-20-00008661.0001001 / 29 NOV 11

Applicable to: **ALL**

73-20-05A

Repair interval	Nbr installed	Nbr required	Placard
C	2	0	No

P

- (o) One or both may be inoperative provided that the Flight Manual performance penalties are applied.

_____ Reference(s) _____

- (o) *Refer to OpsProc 73-20-05A Minimum Idle on Ground*

P

73-20-06

EEC ACFT 28V Power Supply


Ident.: MI-73-20-00008662.0001001 / 15 SEP 10

Applicable to: **ALL**

73-20-06A

Repair interval	Nbr installed	Nbr required	Placard
C	4	2	No

The channel B power supply may be inoperative on one or both engines.

 DRAGONAIR A320/A321 MINIMUM EQUIPMENT LIST	MEL ITEMS 74 - IGNITION 74-07 - Indications on the ENGINE SD page
---	---

74-07-01	Selected Igniter Indication on the <u>ENGINE</u> SD page
-----------------	---

Ident.: MI-74-07-00008651.0001001 / 29 NOV 11

Applicable to: ALL

74-07-01A

Repair interval	Nbr installed	Nbr required	Placard
C	4	0	No

- (o) One or more may be inoperative provided that the associated ENG 1(2) IGN A(B)(A+B) FAULT alert is checked operative.

_____ Reference(s) _____

- (o) *Refer to OpsProc 74-07-01A Selected Igniter Indication on the ENGINE SD page*



DRAGONAIR

A320/A321

MINIMUM EQUIPMENT LIST

MEL ITEMS

74 - IGNITION

74-07 - Indications on the ENGINE SD page

Intentionally left blank

 DRAGONAIR A320/A321 MINIMUM EQUIPMENT LIST	MEL ITEMS 74 - IGNITION 74-09 - ECAM Alert
---	--

74-09-01	ENG 1(2) IGN A(B)(A+B) FAULT Alert
-----------------	---

Ident.: MI-74-09-00008652.0002001 / 22 MAR 10
Applicable to: ALL

74-09-01A

Repair interval	Nbr installed	Nbr required	Placard
C	4	2	No

One or two may be displayed.



DRAGONAIR

A320/A321


MINIMUM EQUIPMENT LIST

MEL ITEMS

74 - IGNITION

74-09 - ECAM Alert

Intentionally left blank

 DRAGONAIR A320/A321 MINIMUM EQUIPMENT LIST	MEL ITEMS 74 - IGNITION 74-31 - Ignition Starting and Continuous Relight
---	--

74-31-01	Ignition System A
-----------------	--------------------------

Ident.: MI-74-31-00008649.0002001 / 29 NOV 11

Applicable to: ALL

74-31-01A

Repair interval	Nbr installed	Nbr required	Placard
C	2	1	No

- (o) One may be inoperative provided that:
- 1) ETOPS is not conducted, and
 - 2) The associated engine ignition system B is operative.

Note: System A is considered inoperative on both engines (NO DISPATCH) when the common power supply line from 401XP 115VAC ESS BUS is inoperative as a result of either a loss of electrical continuity or a short circuit (ENGINE/1 AND 2 IGN/SYS A (49VUA03) C/B tripped).

_____ Reference(s) _____

- (o) Refer to OpsProc 74-31-01A Ignition System A

74-31-02	Ignition System B
-----------------	--------------------------

Ident.: MI-74-31-00008650.0001001 / 29 NOV 11

Applicable to: ALL

74-31-02A

Repair interval	Nbr installed	Nbr required	Placard
C	2	0	No

- (o) One or both may be inoperative.
Refer to Item 74-31-01 Ignition System A

_____ Reference(s) _____

- (o) Refer to OpsProc 74-31-02A Ignition System B



DRAGONAIR

A320/A321


MINIMUM EQUIPMENT LIST

MEL ITEMS

74 - IGNITION

74-31 - Ignition Starting and Continuous Relight

Intentionally left blank

 DRAGONAIR A320/A321 MINIMUM EQUIPMENT LIST	MEL ITEMS 76 - ENGINE CONTROLS 76-11 - Throttle Control
--	---

76-11-01	Thrust lever Position Sensor
-----------------	-------------------------------------

Ident.: MI-76-11-00008646.0001001 / 29 NOV 11

Applicable to: ALL

76-11-01A

Repair interval	Nbr installed	Nbr required	Placard
A	4	3	No

S

One may be inoperative on one engine for three days provided that:

- 1) The A/THR is operative, and
- 2) Both LGCIUs are operative, and
- 3) The L/G shock absorbers proximity detectors are operative.

_____ Reference(s) _____

S



DRAGONAIR

A320/A321


MINIMUM EQUIPMENT LIST

MEL ITEMS

76 - ENGINE CONTROLS

76-11 - Throttle Control

Intentionally left blank

 DRAGONAIR A320/A321 MINIMUM EQUIPMENT LIST	MEL ITEMS 77 - ENGINE INDICATING 77-07 - Indications on SD pages 77-07-01 - Indications on the <u>CRUISE</u> SD page
--	---

77-07-01-01	N1 Vibration Indication on the <u>CRUISE</u> SD page
--------------------	---

Ident.: MI-77-07-01-00008609.0001001 / 22 MAR 10

Applicable to: ALL

77-07-01-01A

Repair interval	Nbr installed	Nbr required	Placard
-	-	-	-

Refer to Item 77-07-02-05 N1 Vibration Indication on the ENGINE SD page

77-07-01-02	N2 Vibration Indication on the <u>CRUISE</u> SD page
--------------------	---

Ident.: MI-77-07-01-00008610.0001001 / 22 MAR 10

Applicable to: ALL

77-07-01-02A

Repair interval	Nbr installed	Nbr required	Placard
-	-	-	-

Refer to Item 77-07-02-06 N2 Vibration Indication on the ENGINE SD page

77-07-01-03	F. USED (Fuel Used) Indication on the <u>CRUISE</u> SD page
--------------------	--


Ident.: MI-77-07-01-00008611.0001001 / 22 MAR 10

Applicable to: ALL

77-07-01-03A

Repair interval	Nbr installed	Nbr required	Placard
-	-	-	-

Refer to Item 73-07-01 Fuel Used Indication on the ENGINE SD page

 DRAGONAIR A320/A321 MINIMUM EQUIPMENT LIST	MEL ITEMS 77 - ENGINE INDICATING 77-07 - Indications on SD pages 77-07-01 - Indications on the CRUISE SD page
---	--

77-07-01-04	OIL QT (Oil Quantity) Indication on the <u>CRUISE</u> SD page
--------------------	--


Ident.: MI-77-07-01-00008612.0001001 / 22 MAR 10

Applicable to: ALL

77-07-01-04A

Repair interval	Nbr installed	Nbr required	Placard
-	-	-	-

Refer to Item 79-07-03 Oil Quantity Indication on the ENGINE SD page

 DRAGONAIR A320/A321 MINIMUM EQUIPMENT LIST	MEL ITEMS 77 - ENGINE INDICATING 77-07 - Indications on SD pages 77-07-02 - Indications on the ENGINE SD page
--	--

77-07-02-01	Engine Bleed Pressure Indication on the <u>ENGINE</u> SD page
--------------------	--

Ident.: MI-77-07-02-00008629.0001001 / 22 MAR 10

Applicable to: ALL

77-07-02-01A

Repair interval	Nbr installed	Nbr required	Placard
-	-	-	-

Refer to Item 36-07-04 Engine Bleed Precooler Inlet Pressure Indication on the BLEED SD page

77-07-02-02	Fuel Filter Clog Indication on the <u>ENGINE</u> SD page
--------------------	---

Ident.: MI-77-07-02-00008630.0001001 / 22 MAR 10

Applicable to: ALL

77-07-02-02A

Repair interval	Nbr installed	Nbr required	Placard
-	-	-	-

Refer to Item 73-07-02 Fuel Filter CLOG Indication on the ENGINE SD page

77-07-02-03	Fuel Used Indication on the <u>ENGINE</u> SD page
--------------------	--


Ident.: MI-77-07-02-00008631.0001001 / 22 MAR 10

Applicable to: ALL

77-07-02-03A

Repair interval	Nbr installed	Nbr required	Placard
-	-	-	-

Refer to Item 73-07-01 Fuel Used Indication on the ENGINE SD page

 DRAGONAIR A320/A321 MINIMUM EQUIPMENT LIST	MEL ITEMS 77 - ENGINE INDICATING 77-07 - Indications on SD pages 77-07-02 - Indications on the ENGINE SD page
---	--

77-07-02-04	Nacelle Temperature Indication on the ENGINE SD page
--------------------	---

Ident.: MI-77-07-02-00008632.0001001 / 22 MAR 10

Applicable to: ALL

77-07-02-04A

Repair interval	Nbr installed	Nbr required	Placard
C	2	0	No

One or both may be inoperative.

77-07-02-05	N1 Vibration Indication on the ENGINE SD page
--------------------	--

Ident.: MI-77-07-02-00008633.0001001 / 29 NOV 11

Applicable to: ALL

77-07-02-05A One indication inoperative

Repair interval	Nbr installed	Nbr required	Placard
C	2	1	No

S

One may be inoperative.

_____ Reference(s) _____

S

77-07-02-05B Both indications inoperative

Repair interval	Nbr installed	Nbr required	Placard
A	2	0	No


S

Both may be inoperative for three flights provided that:

- 1) ETOPS is not conducted, and
- 2) No vibration advisory was displayed during the previous flight.

_____ Reference(s) _____

S

 DRAGONAIR A320/A321 MINIMUM EQUIPMENT LIST	MEL ITEMS 77 - ENGINE INDICATING 77-07 - Indications on SD pages 77-07-02 - Indications on the ENGINE SD page
--	--

77-07-02-06	N2 Vibration Indication on the <u>ENGINE</u> SD page
--------------------	---

Ident.: MI-77-07-02-00008634.0001001 / 29 NOV 11

Applicable to: ALL

77-07-02-06A One indication inoperative

Repair interval	Nbr installed	Nbr required	Placard
C	2	1	No

S

One may be inoperative.

_____ Reference(s) _____

S

77-07-02-06B Both indications inoperative

Repair interval	Nbr installed	Nbr required	Placard
A	2	0	No

S

Both may be inoperative for three flights provided that:

- 1) ETOPS is not conducted, and
- 2) No vibration advisory was displayed during the previous flight.

_____ Reference(s) _____

S

77-07-02-07	Oil Filter Clog Indication on the <u>ENGINE</u> SD page
--------------------	--

Ident.: MI-77-07-02-00008635.0001001 / 22 MAR 10

Applicable to: ALL

77-07-02-07A

Repair interval	Nbr installed	Nbr required	Placard
-	-	-	-

Refer to Item 79-07-01 CLOG Indication on the ENGINE SD page

**DRAGONAIR****A320/A321**
MINIMUM EQUIPMENT LIST**MEL ITEMS****77 - ENGINE INDICATING**

77-07 - Indications on SD pages

77-07-02 - Indications on the ENGINE SD page

77-07-02-08**Oil Pressure Indication on the ENGINE SD page**

Ident.: MI-77-07-02-00008636.0001001 / 22 MAR 10

Applicable to: ALL**77-07-02-08A**

Repair interval	Nbr installed	Nbr required	Placard
–	–	–	–

*Refer to Item 79-07-02 Oil Pressure Indication and Advisory on the ENGINE SD page***77-07-02-09****Oil Quantity Indication on the ENGINE SD page**

Ident.: MI-77-07-02-00008637.0001001 / 22 MAR 10

Applicable to: ALL**77-07-02-09A**

Repair interval	Nbr installed	Nbr required	Placard
–	–	–	–


*Refer to Item 79-07-03 Oil Quantity Indication on the ENGINE SD page***77-07-02-10****Oil Temperature Indication on the ENGINE SD page**

Ident.: MI-77-07-02-00008638.0001001 / 22 MAR 10

Applicable to: ALL**77-07-02-10A**

Repair interval	Nbr installed	Nbr required	Placard
–	–	–	–

Refer to Item 79-07-04 Oil Temperature Indication on the ENGINE SD page

 DRAGONAIR A320/A321 MINIMUM EQUIPMENT LIST	MEL ITEMS 77 - ENGINE INDICATING 77-07 - Indications on SD pages 77-07-02 - Indications on the ENGINE SD page
---	--

77-07-02-11	Selected Igniter Indication on the <u>ENGINE</u> SD page
--------------------	---

Ident.: MI-77-07-02-00008639.0001001 / 22 MAR 10

Applicable to: ALL

77-07-02-11A

Repair interval	Nbr installed	Nbr required	Placard
-	-	-	-

Refer to Item 74-07-01 Selected Igniter Indication on the ENGINE SD page

77-07-02-12	Start Valve Position Indication on the <u>ENGINE</u> SD page
--------------------	---

Ident.: MI-77-07-02-00008640.0001001 / 22 MAR 10

Applicable to: ALL

77-07-02-12A

Repair interval	Nbr installed	Nbr required	Placard
-	-	-	-

Refer to Item 80-07-01 Start Valve Position Indication on the ENGINE SD page



DRAGONAIR

A320/A321

MINIMUM EQUIPMENT LIST


MEL ITEMS

77 - ENGINE INDICATING

77-07 - Indications on SD pages

77-07-02 - Indications on the ENGINE SD page

Intentionally left blank

 DRAGONAIR A320/A321 MINIMUM EQUIPMENT LIST	MEL ITEMS 77 - ENGINE INDICATING 77-08 - Indications on the EWD
---	---

77-08-01	EGT Indication on the EWD
-----------------	----------------------------------

Ident.: MI-77-08-00008641.0001001 / 22 MAR 10

Applicable to: ALL

77-08-01A

Repair interval	Nbr installed	Nbr required	Placard
–	2	2	No

Must be operative.

77-08-02	EPR Indication on the EWD
-----------------	----------------------------------

Ident.: MI-77-08-00008642.0001001 / 29 NOV 11

Applicable to: ALL

77-08-02A

Repair interval	Nbr installed	Nbr required	Placard
C	2	0	No

P

One or both EPR indications may be inoperative provided that EPR control mode is considered inoperative.

Refer to Item 73-20-05 Minimum Idle on Ground

_____ Reference(s) _____

P

77-08-03	Fuel Flow Indication on the EWD
-----------------	--

Ident.: MI-77-08-00008643.0001001 / 29 NOV 11

Applicable to: ALL

77-08-03A

Repair interval	Nbr installed	Nbr required	Placard
–	–	–	–

Refer to Item 73-08-01 Fuel Flow Indication on the EWD



DRAGONAIR

A320/A321
MINIMUM EQUIPMENT LIST

MEL ITEMS

77 - ENGINE INDICATING
77-08 - Indications on the EWD

77-08-04

N1 Indication on the EWD

Ident.: MI-77-08-00008644.0001001 / 22 MAR 10

Applicable to: **ALL**

77-08-04A

Repair interval	Nbr installed	Nbr required	Placard
–	2	2	No

Must be operative.

77-08-05

N2 Indication on the EWD


Ident.: MI-77-08-00008645.0001001 / 22 MAR 10

Applicable to: **ALL**

77-08-05A

Repair interval	Nbr installed	Nbr required	Placard
–	2	2	No

Must be operative.

 DRAGONAIR A320/A321 MINIMUM EQUIPMENT LIST	MEL ITEMS 78 - EXHAUST 78-08 - Indications on the EWD
--	---

78-08-01	REV Indication on the EWD
-----------------	----------------------------------

Ident.: MI-78-08-00008608.0002001 / 29 NOV 11

Applicable to: ALL

78-08-01B

Repair interval	Nbr installed	Nbr required	Placard
C	2	0	No

P

One or both may be inoperative provided that the associated thrust reverser is considered inoperative.

Refer to Item 78-30-01 Thrust Reverser

_____ Reference(s) _____

P



DRAGONAIR

A320/A321


MINIMUM EQUIPMENT LIST

MEL ITEMS

78 - EXHAUST

78-08 - Indications on the EWD

Intentionally left blank

 DRAGONAIR A320/A321 MINIMUM EQUIPMENT LIST	MEL ITEMS 78 - EXHAUST 78-30 - Thrust Reversers
---	---

78-30-01	Thrust Reverser
-----------------	------------------------

Ident.: MI-78-30-00008603.0002001 / 29 NOV 11

Applicable to: ALL

78-30-01A

Repair interval	Nbr installed	Nbr required	Placard
C	2	0	Yes

P

(o) (m) One or both may be inoperative provided that:

- 1) The inoperative reverser is deactivated and secured in the stowed position, and
- 2) Both LVDT s on the inoperative reverser are checked operative, and
- 3) The ENG 1(2) REV PRESSURIZED alert is not displayed on the EWD after deactivation, and
- 4) The appropriate performance adjustments are applied.
Refer to Item 32-42-01 Main Wheel Brake , and
Refer to Item 32-42-02 Green System Brake , and
Refer to Item 32-44-01 Yellow System Brake , and
Refer to Item 32-45-01 Parking Brake Control Valve Electrical Motor .

_____ Reference(s) _____

(o) *Refer to OpsProc 78-30-01A Thrust Reverser*

(m) *Refer to AMM 78-30-00-040-013*

P

78-30-02	Thrust Reverser Inhibition Relay sw
-----------------	--

Ident.: MI-78-30-00008604.0001001 / 29 NOV 11

Applicable to: ALL

78-30-02A

Repair interval	Nbr installed	Nbr required	Placard
C	4	0	No

P

One or more may be inoperative provided that the associated thrust reverser is considered inoperative.

Refer to Item 78-30-01 Thrust Reverser

Continued on the following page

Continued from the previous page

Reference(s)

P

78-30-03	Thrust Reverser Shutoff Valve
----------	-------------------------------


Ident.: MI-78-30-00008605.0001001 / 22 MAR 10

Applicable to: ALL

78-30-03A

Repair interval	Nbr installed	Nbr required	Placard
C	2	0	No

One or both may be inoperative in the open position.

 DRAGONAIR A320/A321 MINIMUM EQUIPMENT LIST	MEL ITEMS 79 - OIL 79-07 - Indications on the ENGINE SD page
---	--

79-07-01	CLOG Indication on the <u>ENGINE</u> SD page
-----------------	---

Ident.: MI-79-07-00008596.0001001 / 29 NOV 11

Applicable to: ALL

79-07-01A

Repair interval	Nbr installed	Nbr required	Placard
C	2	0	No

One or both may be inoperative.

79-07-02	Oil Pressure Indication and Advisory on the <u>ENGINE</u> SD page
-----------------	--

Ident.: MI-79-07-00008597.0001001 / 29 NOV 11

Applicable to: ALL

- Note:
1. Simultaneous illumination of the BLUE ELEC PUMP pb-sw FAULT light and the ENG 1(2) PUMP pb-sw FAULT light with engines off may be due to a failed engine oil low pressure switch. In this case, the ENG 1(2) OIL LO PR alert is inoperative.
 2. If Engine Oil Pressure C/B 2EN1(2) (121VU: N40 (N42)) is tripped, associated Thrust Reverser is inoperative
Refer to Item 78-30-01 Thrust Reverser

79-07-02C

Repair interval	Nbr installed	Nbr required	Placard
C	2	1	No

One may be inoperative provided that:

- 1) ETOPS is not conducted, and
- 2) The associated ENG 1(2) OIL LOPR alert is operative, and
- 3) The associated oil quantity indication is operative on the ENGINE SD page .



DRAGONAIR

A320/A321
MINIMUM EQUIPMENT LIST

MEL ITEMS

79 - OIL

79-07 - Indications on the ENGINE SD page

79-07-03

Oil Quantity Indication on the ENGINE SD page

Ident.: MI-79-07-00008598.0001001 / 29 NOV 11

Applicable to: **ALL**

79-07-03A

Repair interval	Nbr installed	Nbr required	Placard
C	2	1	No

S

(m) One may be inoperative provided that the associated oil quantity is checked before each flight.

_____ Reference(s) _____

(m) *Refer to AMM 79-31-00-040-041*

S

79-07-04

Oil Temperature Indication on the ENGINE SD page


Ident.: MI-79-07-00008599.0001001 / 22 MAR 10

Applicable to: **ALL**

79-07-04A

Repair interval	Nbr installed	Nbr required	Placard
-	2	2	No

Must be operative.

 DRAGONAIR A320/A321 MINIMUM EQUIPMENT LIST	MEL ITEMS 79 - OIL 79-09 - ECAM Alerts
---	--

79-09-01	ENG 1(2) OIL LO PR Alert
-----------------	---------------------------------

Ident.: MI-79-09-00008600.0001001 / 29 NOV 11

Applicable to: ALL

79-09-01A

Repair interval	Nbr installed	Nbr required	Placard
C	2	0	No

(o) One or both may be displayed.

_____ Reference(s) _____

(o) *Refer to OpsProc 79-09-01A ENG 1(2) OIL LO PR Alert*

79-09-03	ENG 1(2) BEARING 4 OIL SYS Alert
-----------------	---

Ident.: MI-79-09-00008602.0001001 / 29 NOV 11

Applicable to: ALL

79-09-03A

Repair interval	Nbr installed	Nbr required	Placard
A	2	0	No

S

One or both may be displayed for 3 days provided that the ENG 1(2) BEARING 4 OIL SYS alert is not associated with the HI PRESS message.

_____ Reference(s) _____

S



DRAGONAIR

A320/A321


MINIMUM EQUIPMENT LIST

MEL ITEMS

79 - OIL

79-09 - ECAM Alerts

Intentionally left blank

 DRAGONAIR A320/A321 MINIMUM EQUIPMENT LIST	MEL ITEMS 79 - OIL 79-20 - Distribution
---	---

79-20-01	Air Cooled Oil Cooler (ACOC) Modulating Valve
-----------------	--

Ident.: MI-79-20-00008592.0001001 / 29 NOV 11

Applicable to: ALL

79-20-01A

Repair interval	Nbr installed	Nbr required	Placard
C	2	0	No

P

- (o) One or both may be inoperative in the open position provided that the fuel tank temperature is above minus 20 °C at take-off.

_____ Reference(s) _____

- (o) *Refer to OpsProc 79-20-01A Air Cooled Oil Cooler (ACOC) Modulating Valve*

P



DRAGONAIR

A320/A321


MINIMUM EQUIPMENT LIST

MEL ITEMS

79 - OIL

79-20 - Distribution

Intentionally left blank

 DRAGONAIR A320/A321 MINIMUM EQUIPMENT LIST	MEL ITEMS 80 - STARTING 80-01 - ENG MAN START Overhead Panel
---	--

80-01-31	ENG MAN START pb-sw
-----------------	----------------------------

Ident.: MI-80-01-00008588.0001001 / 22 MAR 10
Applicable to: ALL

80-01-31A

Repair interval	Nbr installed	Nbr required	Placard
C	2	0	Yes

One or both may be inoperative.



DRAGONAIR

A320/A321


MINIMUM EQUIPMENT LIST

MEL ITEMS

80 - STARTING

80-01 - ENG MAN START Overhead Panel

Intentionally left blank

 DRAGONAIR A320/A321 MINIMUM EQUIPMENT LIST	MEL ITEMS 80 - STARTING 80-07 - Indication on the ENGINE SD page
---	--

80-07-01	Start Valve Position Indication on the <u>ENGINE</u> SD page
-----------------	---

Ident.: MI-80-07-00008591.0001001 / 29 NOV 11

Applicable to: ALL

80-07-01A

Repair interval	Nbr installed	Nbr required	Placard
C	2	0	No

[S]

(m) One or both may be inoperative provided that the associated start valve is checked closed after the start of the affected engine.

_____ Reference(s) _____

(m) *Refer to AMM 80-11-00-040-042*

[S]



DRAGONAIR

A320/A321


MINIMUM EQUIPMENT LIST

MEL ITEMS

80 - STARTING

80-07 - Indication on the ENGINE SD page

Intentionally left blank

 DRAGONAIR A320/A321 MINIMUM EQUIPMENT LIST	MEL ITEMS 80 - STARTING 80-11 - Pneumatic Starter and Valve System
---	--

80-11-01	Start Valve
-----------------	--------------------

Ident.: MI-80-11-00008589.0001001 / 29 NOV 11

Applicable to: ALL

80-11-01A

Repair interval	Nbr installed	Nbr required	Placard
C	2	1	No

S

(o)(m) One may be inoperative provided that the start valve is manually closed after the start of the affected engine.

_____ Reference(s) _____

(o) *Refer to OpsProc 80-11-01A Start Valve*

(m) *Refer to AMM 80-11-00-040-043*

S



DRAGONAIR

A320/A321


MINIMUM EQUIPMENT LIST

MEL ITEMS

80 - STARTING

80-11 - Pneumatic Starter and Valve System

Intentionally left blank

 DRAGONAIR A320/A321 MINIMUM EQUIPMENT LIST	MEL ITEMS 80 - STARTING 80-12 - ENG MASTER Panel on the Center Pedestal
---	---

80-12-01	FAULT light on the ENG MASTER Panel
-----------------	--

Ident.: MI-80-12-00008590.0001001 / 22 MAR 10

Applicable to: ALL

80-12-01A

Repair interval	Nbr installed	Nbr required	Placard
C	2	0	Yes

One or both may be inoperative.



DRAGONAIR

A320/A321

MINIMUM EQUIPMENT LIST

MEL ITEMS


80 - STARTING

80-12 - ENG MASTER Panel on the Center Pedestal

Intentionally left blank

MEL OPERATIONAL PROCEDURES

Intentionally left blank

 DRAGONAIR A320/A321 MINIMUM EQUIPMENT LIST	MEL OPERATIONAL PROCEDURES PRELIMINARY PAGES - TABLE OF CONTENTS
--	---

MO-PLP PRELIMINARY PAGES

TABLE OF CONTENTS

MO-21 Air Conditioning

MO-21-09 ECAM Alerts

21-09-01A VENT BLOWER FAULT Alert.....	A
21-09-02A VENT EXTRACT FAULT Alert.....	B

MO-21-23 Lavatory and Galley Ventilation

21-23-01B Lavatory and Galley Extraction Fan.....	A
---	---

MO-21-26 Avionics Equipment Ventilation

21-26-01A Avionics Blower Fan (VENT AVNCS SYS FAULT Alert not displayed)	A
21-26-01B Avionics Blower Fan (Air conditioning inlet valve checked open before each flight).....	B
21-26-01C Avionics Blower Fan (Avionics ventilation system checked before each flight).....	C
21-26-02A Avionics Extract Fan (VENT AVNCS SYS FAULT Alert not displayed).....	D
21-26-02B Avionics Extract Fan (Air conditioning inlet valve checked open before each flight).....	E
21-26-02C Avionics Extract Fan (Avionics ventilation system checked before each flight).....	F
21-26-03A Avionics Skin Exchanger Inlet Bypass Valve.....	G
21-26-04A Avionics Skin Air Outlet Valve.....	H
21-26-05A Avionics Skin Air Inlet Valve (Air conditioning inlet valve open on the ground).....	I
21-26-05B Avionics Skin Air Inlet Valve (Air conditioning inlet valve secured in the open position).....	J
21-26-06A(B) Avionics Skin Exchanger Isolation Valve.....	K
21-26-08A Avionics Air Conditioning Inlet Valve.....	L
21-26-09A Avionics Ventilation Filter (VENT AVNCS SYS FAULT Alert not displayed).....	M
21-26-09B Avionics Ventilation Filter (Air conditioning inlet valve checked open before each flight).....	N
21-26-09C Avionics Ventilation Filter (Avionics ventilation system checked before each flight).....	O
21-26-10A Avionics Equipment Ventilation Computer (AEVC).....	P

MO-21-28 Cargo Compartment Ventilation

21-28-03A AFT Cargo Extraction Fan.....	A
21-28-04A AFT Cargo Isolation Valve (Valves checked closed).....	B
21-28-04B AFT Cargo Isolation Valve (Valves secured closed).....	C

MO-21-31 Pressure Control and Monitoring

21-31-01A(B) Automatic Cabin Pressure Control System (CPC, Outflow Valve AUTO Channel).....	A
21-31-04A Landing Elevation Selection AUTO Function.....	B
21-31-05A Landing Elevation Selection MAN Function.....	C

MO-21-51 Pack Flow Control

21-51-03A Pack Flow Sensor.....	A
---------------------------------	---



DRAGONAIR

A320/A321
MINIMUM EQUIPMENT LIST

MEL OPERATIONAL PROCEDURES
PRELIMINARY PAGES - TABLE OF CONTENTS

MO-21-52 Air Cooling System

21-52-01A(B)(D)(E) Air Conditioning Pack (One Air Conditioning Pack Inoperative).....	A
21-52-01G Air Conditioning Pack (One Air Conditioning Pack in Heat Exchanger Cooling Mode only).....	B

MO-21-61 Pack Temperature Control

21-61-02A Pack Controller Primary Channel.....	A
--	---

MO-21-63 Cockpit and Cabin Temperature Control

21-63-01A(C) Zone Controller Channel.....	A
21-63-02A(D) Cockpit and Cabin Trim Air Valve (Affected valve secured in the closed position).....	B
21-63-02A(D) Cockpit and Cabin Trim Air Valve (Affected valve checked closed).....	C
21-63-02B(C) Cockpit and Cabin Trim Air Valve (Hot air pressure regulating valve checked closed).....	D
21-63-02B(C) Cockpit and Cabin Trim Air Valve (Hot air pressure regulating valve checked operative).....	E
21-63-03A Hot Air Pressure Regulating Valve (Hot air pressure valve checked closed).....	F
21-63-03B Hot Air Pressure Regulating Valve (Trim air valve checked closed).....	G
21-63-03C Hot Air Pressure Regulating Valve (Affected valve secured in the closed position).....	H

MO-22 Auto Flight

MO-22-05 FMA Indications on the PFD

22-05-01B AP Related Indications on the FMA.....	A
22-05-02B A/THR Related Indications on the FMA	B
22-05-03A Approach and Landing Capabilities on the FMA.....	C

MO-22-10 Autopilot/Flight Director (AP/FD)

22-10-01A(B) Autopilot (AP).....	A
22-10-02A Flight Director (FD).....	B
22-10-04A Take-over pb AP Disconnection Function (One inoperative).....	C
22-10-04B Take-over pb AP Disconnection Function (Both inoperative).....	D
22-10-05A AUTO LAND light.....	E
22-10-06A AP Disengagement Warning.....	F
22-10-07A Sticks and Rudder Pedals Locking Solenoid in AP Mode.....	G

MO-22-30 Autothrust


22-30-01A Autothrust (A/THR).....	A
22-30-02A Autothrust Instinctive Disconnect pb.....	B
22-30-03A Autothrust Disengagement Warning.....	C

MO-22-60 Flight Augmentation (FAC)

22-60-02A FAC 2.....	A
22-60-04A Yaw Damper System.....	B

MO-22-70 Flight Management System (FMS)

22-70-01A(B) Flight Management System (FMS).....	A
--	---

 DRAGONAIR A320/A321 MINIMUM EQUIPMENT LIST	MEL OPERATIONAL PROCEDURES PRELIMINARY PAGES - TABLE OF CONTENTS
--	---

MO-22-81 Flight Control Unit (FCU)	
MO-22-81-01 Auto Flight Control Panel (FCU)	
Mode Engagement pb (LOC, APPR).....	A
MO-22-83 Flight Management and Guidance Computer (FMGC)	
22-83-01A(B) Flight Management and Guidance Computer (FMGC).....	A
MO-23 Communications	
MO-23-01 Overhead Panels	
MO-23-01-01 RCDR Overhead Panel	
23-01-01-31A RCDR-GND CTL pb-sw (Inoperative in the AUTO position).....	A
23-01-01-31B RCDR-GND CTL pb-sw (Inoperative in the ON position).....	B
MO-23-09 ECAM Alerts	
23-09-01A COM HF 1(2) EMITTING Alert.....	A
23-09-02A COM VHF 1(2)(3) EMITTING Alert.....	B
MO-23-40 Interphone	
23-40-01A Ground External Horn.....	A
23-40-03A Flight Crew to Ground Communication System.....	B
23-40-04A Service Interphone Jack.....	C
MO-23-51 Audio Management	
23-51-05A Cockpit Loudspeaker Volume Control.....	A
MO-23-52 Audio Control Panel (ACP)	
23-52-01A CAPT and F/O ACP.....	A
MO-23-72 Cockpit Door Surveillance System (CDSS)	
23-72-01-51A CDSS	A
23-72-01-52B CDSS-Monitor.....	B
23-72-01-53B CDSS-Camera.....	C
23-72-01-54A CDSS-Cabin Ready Function.....	D
MO-23-73 Cabin Intercommunication Data System	
MO-23-73-02 DEU A	
23-73-02-01A Cabin DEU A.....	A
MO-23-73-03 DEU B	
23-73-03-01A(B) Cabin DEU B.....	A
MO-23-73-05 Cabin Loudspeaker	
23-73-05-02A Lavatory Loudspeaker.....	A



DRAGONAIR

A320/A321
MINIMUM EQUIPMENT LIST

MEL OPERATIONAL PROCEDURES
PRELIMINARY PAGES - TABLE OF CONTENTS

MO-23-73-06 Handset

23-73-06-02A Cabin Handset..... A

MO-23-73-07 Prerecorded Announcement and Music Reproducer (PRAM)

23-73-07-01A Prerecorded Announcement and Music Reproducer (PRAM) A

MO-23-74 Cabin Crew Panel

23-74-01A FAP Display Unit..... A

23-74-12A CIDS Caution Light of the Forward Attendant Panel..... B

23-74-13A Lighting Module of the Forward Attendant Panel..... C

MO-24 Electrical Power

MO-24-01 Overhead Panels

MO-24-01-01 ELEC Overhead Panel

24-01-01-07A EXT PWR pb-sw AVAIL light..... A

24-01-01-09A GALLEY pb-sw FAULT light B

24-01-01-09A GALY & CAB pb-sw FAULT light C

MO-24-07 Indications on the ELEC SD page

24-07-01A AC Generation Indications on the ELEC SD page A

MO-24-09 ECAM Alerts

24-09-01A ELEC AC ESS BUS SHED Alert..... A

MO-24-22 AC Main Generation

24-22-01A AC Main Generation (IDG, GCU, Line Contactor)..... A

MO-24-25 AC Essential Generation Switching

24-25-01A Manual Transfer to the AC BUS 2 (ALTN Function)..... A

24-25-02A Automatic Transfer to the AC BUS 2..... B

MO-24-26 Galley and Commercial Supply System

24-26-02B GALY & CAB Manual Load Shed System (GALY & CAB pb-sw)..... A

24-26-03A Commercial Supply System..... B


MO-24-32 DC Main Generation (TR 1, TR 2)

24-32-01A DC Main Generation (TR 1 inoperative)..... A

24-32-01B DC Main Generation (TR 2 inoperative)..... B

MO-24-38 DC Battery Generation

24-38-02A Battery Charger Limiter (BCL)..... A

 DRAGONAIR A320/A321 MINIMUM EQUIPMENT LIST	MEL OPERATIONAL PROCEDURES PRELIMINARY PAGES - TABLE OF CONTENTS
--	---

MO-25 Equipment/Furnishings

MO-25-07 Indications on the DOOR/OXY SD page

25-07-01A Passenger Door Slide Permanently Indicated Armed.....	A
25-07-01A Cabin Passenger Door/Emergency Exit Slide Permanently Indicated Armed.....	B
25-07-02A Passenger Door Slide Permanently Indicated Not Armed.....	C
25-07-02A Cabin Passenger Door/Emergency Exit Slide Permanently Indicated Not Armed.....	D

MO-25-11 Pilot Seats

25-11-07A Pilot Seat Fifth Strap.....	A
---------------------------------------	---

MO-25-12 Third and Fourth Occupant Seats

25-12-04A Third Occupant Seat Fifth Strap.....	A
25-12-08A Fourth Occupant Seat Fifth Strap.....	B

MO-25-20 Cabin Seats

25-20-03B Cabin Attendant Seat.....	A
-------------------------------------	---

MO-25-35 Galley Equipment

25-35-01A Galley Waste Compartment Flapper Door.....	A
--	---

MO-25-40 Lavatories

25-40-01A Toilet Waste Compartment Flapper Door.....	A
--	---

MO-25-63 Evacuation Signaling Equipment

25-63-01A Emergency Evacuation Signaling System (COMMAND pb-sw, HORN SHUT OFF pb, CAPT&PURS and CAPT sw).....	A
---	---

MO-26 Fire Protection

MO-26-15 Avionics Compartment Smoke Detection

26-15-01A Avionics Smoke Detection System.....	A
--	---

MO-26-17 Lavatory Smoke Detection

26-17-01A(B) Lavatory Smoke Detection System.....	A
---	---

MO-26-25 Lavatory Fire Extinguishing

26-25-01A Lavatory Waste Bin Fire Extinguishing System.....	A
---	---



DRAGONAIR

A320/A321
MINIMUM EQUIPMENT LIST

MEL OPERATIONAL PROCEDURES
PRELIMINARY PAGES - TABLE OF CONTENTS

MO-27 Flight Controls

MO-27-07 Indications on SD pages

27-07-02A Aileron Position Indication on the F/CTL SD page.....	A
27-07-04A Elevator Position Indication on the F/CTL SD page.....	B
27-07-05A Pitch Trim Position Indication on the F/CTL SD page.....	C
27-07-06A Rudder Position Indication on the F/CTL SD page	D
27-07-11A Spoilers/Speedbrakes Indication on the F/CTL SD page.....	E
27-07-12A Spoilers/Speedbrakes Indication on the WHEEL SD page.....	F

MO-27-14 Aileron and Hydraulic Actuation

27-14-01A Left Aileron Blue Servo-Control (Controlled by ELAC 1).....	A
27-14-03A Right Aileron Green Servo-Control (Controlled by ELAC 1).....	B

MO-27-21 Rudder Mechanical Control

27-21-01A Rudder Pedal Adjustment System.....	A
---	---

MO-27-22 Rudder Trim Actuation

27-22-01A(B) Rudder Trim System.....	A
--------------------------------------	---

MO-27-40 Trimmable Horizontal Stabilizer (THS)

27-40-02B Stabilizer Actuator Electric Motor.....	A
---	---

MO-27-51 Flaps Electrical Control and Monitoring

27-51-01A SFCC Flap Channel.....	A
27-51-02A SFCC Slat Channel.....	B

MO-27-64 Spoiler Hydraulic Actuation


27-64-01A Spoiler 5.....	A
27-64-02A Spoiler 1 or 3.....	B
27-64-03A Spoiler 2 or 4.....	C
27-64-04A Spoilers 1 and 2.....	D
27-64-05A Spoilers 3 and 4.....	E

MO-27-92 Electrical Flight Control System (EFCS) Control Inputs and Power Supply

27-92-01A Speedbrake Control System (speedbrake control system inoperative).....	A
27-92-01B Speedbrake Control System (speedbrake 2 or speedbrakes 3 and 4 inoperative).....	B
27-92-02A Ground Spoiler Control System (Ground spoiler control system inoperative).....	C
27-92-02B Ground Spoiler Control System (Pair of spoilers 5 inoperative).....	D
27-92-02C Ground Spoiler Control System (Pairs of spoilers 1 and 2 or pairs of spoilers 3 and 4 inoperative).....	E

MO-27-93 ELAC System (Elevator Aileron Computer)

27-93-01A ELAC 1.....	A
-----------------------	---

 DRAGONAIR A320/A321 MINIMUM EQUIPMENT LIST	MEL OPERATIONAL PROCEDURES PRELIMINARY PAGES - TABLE OF CONTENTS
--	---

MO-27-94 SEC System (Spoiler and Elevator Computer)	
27-94-01A SEC 1	A
27-94-02A SEC 2.....	B
27-94-03A SEC 3	C

MO-27-95 FCDC System (Flight Control Data Concentrator)	
27-95-02A FCDC 2.....	A

MO-28 Fuel

MO-28-01 Overhead Panels

MO-28-01-01 FUEL Overhead Panel

28-01-01-07A FUEL MODE SEL pb-sw FAULT light.....	A
28-01-01-08A ACT pb-sw FAULT light	B

MO-28-07 Indications on the FUEL SD page

MO-28-07-01 Fuel Quantity Indications on the FUEL SD page

28-07-01-01A Fuel On Board (FOB) Indication on the FUEL SD page	A
28-07-01-02A Fuel Quantity Indication (FQI) in Degraded Mode on the FUEL SD page	B
28-07-01-03A(C) Outer Tank Fuel Quantity Indication on the FUEL SD page	C
28-07-01-04A Inner Tank Fuel Quantity Indication on the FUEL SD page	D
28-07-01-04A Wing Tank Fuel Quantity Indication on the FUEL SD page	E
28-07-01-05A Center Tank Fuel Quantity Indication on the FUEL SD page	F
28-07-01-06B ACT Fuel Quantity Indication on the FUEL SD page	G

MO-28-07-04 Valve Indications on the FUEL SD page

28-07-04-04A Wing Transfer Valve Indication on the FUEL SD page	A
---	---

MO-28-09 ECAM Alerts

28-09-01A(B) FUEL L(R) INNER(OUTER) TK HI TEMP Alert.....	A
28-09-01A(B) FUEL L(R) WING TK HI TEMP Alert.....	B
28-09-02A(B) FUEL L(R) INNER(OUTER) TK LO TEMP Alert.....	C
28-09-02A(B) FUEL L(R) WING TK LO TEMP Alert.....	D
28-09-03B FUEL ACT XFR FAULT Alert	E

MO-28-12 Tank Venting System

28-12-01A Overpressure Protector Between the Inner and the Outer Tank (Inner tank fuel temperature monitored) A	
28-12-01B Overpressure Protector Between the Inner and the Outer Tank (Transfer valves opened).....	B
28-12-02A Overpressure Protector in the Vent Surge Tank.....	C



DRAGONAIR

A320/A321
MINIMUM EQUIPMENT LIST

MEL OPERATIONAL PROCEDURES
PRELIMINARY PAGES - TABLE OF CONTENTS

MO-28-15 Intercell Transfer System

28-15-01A(C) LH Wing Transfer Valve (At least one transfer valve open).....	A
28-15-01B LH Wing Transfer Valve (At least one transfer valve failed closed).....	B
28-15-02A(C) RH Wing Transfer Valve (At least one transfer valve open).....	C
28-15-02B RH Wing Transfer Valve (At least one transfer valve failed closed).....	D

MO-28-20 Distribution

28-20-01A Automatic Fuel Feed System.....	A
---	---

MO-28-21 Main Fuel Pump System

28-21-02A Center Tank Pump (One inoperative).....	A
28-21-02D Center Tank Pump (Both inoperative).....	B

MO-28-22 APU Fuel Pump System

28-22-01A APU Fuel Pump.....	A
------------------------------	---

MO-28-26 Main Transfer System

28-26-01B Center Tank Transfer Valve.....	A
---	---

MO-28-28 Additional Center Tank Transfer System

28-28-01B ACT Auto Transfer System (Manual transfer from the ACT(s) to the center tank operative).....	A
28-28-01C ACT Auto Transfer System (Fuel in the ACT(s) considered as not usable).....	B
28-28-02C ACT Transfer Valve.....	C
28-28-05A ACT Inward Pressure Relief Valve.....	D
28-28-06A ACT Vent Valve (Manual transfer from the ACT (s) to the center tank operative)	E
28-28-06B ACT Vent Valve (Fuel in the ACT(s) considered as not usable).....	F
28-28-09C ACT 1 Inlet Valve.....	G

MO-28-29 APU LP Fuel Shutoff

28-29-01A APU LP Fuel Valve.....	A
----------------------------------	---

MO-28-50 Fuel Management

28-50-01A Fuel Quantity Indicating Computer (FQIC) Channel.....	A
---	---


MO-29 Hydraulic Power

MO-29-07 Indications on the HYD SD page

29-07-07A System Label Indication on the HYD SD page.....	A
29-07-08A System Pressure Indication on the HYD SD page.....	B

MO-29-09 ECAM Alerts

29-09-03A HYD G(Y) ENG 1(2) PUMP LO PR Alert.....	A
29-09-07A HYD PTU FAULT Alert.....	B
29-09-09A HYD G(B)(Y)(B+G)(G+Y)(B+Y) SYS LO PR Alert.....	C

 DRAGONAIR A320/A321 MINIMUM EQUIPMENT LIST	MEL OPERATIONAL PROCEDURES PRELIMINARY PAGES - TABLE OF CONTENTS
--	---

MO-29-10 Main Hydraulic Power	
29-10-03A Blue System Electric Pump.....	A
MO-29-23 Power Transfer	
29-23-01A Power Transfer Unit (PTU).....	A
MO-29-24 Yellow Auxiliary Hydraulic Power	
29-24-01A Yellow System Electric Pump.....	A
MO-30 Ice and Rain Protection	
MO-30-01 Overhead Panels	
MO-30-01-01 ANTI ICE Overhead Panel	
30-01-01-03A ANTI ICE WING pb-sw FAULT light	A
MO-30-11 Wing Ice Protection	
30-11-01A Wing Anti-Ice Control Valve.....	A
MO-30-21 Engine Air Intake Ice Protection	
30-21-01C Engine Anti-Ice Valve.....	A
MO-30-31 Probe Ice Protection	
30-31-01B Probe Heat Computer (PHC).....	A
30-31-02A Pitot Heater.....	B
30-31-03C Static Ports Heater.....	C
30-31-04A Angle of Attack (AOA) Probes Heating (F/O inoperative).....	D
30-31-04B(C) Angle of Attack (AOA) Probes Heating (CAPT or STBY inoperative).....	E
MO-30-42 Windshield Anti-Icing and Defogging	
30-42-01A Window Heat Computer.....	A
30-42-03A Windshield Heating.....	B
MO-30-45 Windshield Rain Protection	
30-45-01B Windshield Wiper.....	A
MO-30-81 Ice Detection	
30-81-03A Lighting of External Visual Icing Indicator.....	A
MO-31 Indicating/Recording Systems	
MO-31-07 Indications on the System Display (SD)	
31-07-02A Permanent Data (TAT, SAT, GLOAD - ALT SEL, UTC, GW) Indications on the SD.....	A
31-07-02A Permanent Data (TAT, SAT, GLOAD, UTC, GW) Indications on the SD.....	B
31-07-02A Permanent Data (TAT, SAT, ISA, GLOAD - ALT SEL, UTC, GW) Indications on the SD.....	C
31-07-02A Permanent Data (TAT, SAT, ISA, GLOAD, UTC, GW) Indications on the SD.....	D



DRAGONAIR

A320/A321
MINIMUM EQUIPMENT LIST

MEL OPERATIONAL PROCEDURES
PRELIMINARY PAGES - TABLE OF CONTENTS

MO-31-20 Independent Instruments	
31-20-01A Electrical Clock Indicator.....	A
MO-31-53 Flight Warning Computer (FWC)	
31-53-01A FLIGHT WARNING COMPUTER (FWC).....	A
31-53-06A Altitude Alert.....	B
MO-31-56 ECAM Control Panel (ECP)	
31-56-07A T.O CONFIG pb on the ECP	A
MO-31-62 Display Management Computer (DMC)	
31-62-01B DMC 1.....	A
31-62-02A DMC 2.....	B
31-62-03B DMC 3.....	C
MO-31-63 Display Unit (DU)	
31-63-02A PFDU 2.....	A
31-63-03A NDU 1.....	B
31-63-04A NDU 2.....	C
31-63-05A SDU	D
MO-31-68 Switching Panel	
31-68-05A PFD/ND XFR pb on the Lateral Instrument Panel.....	A
MO-32 Landing Gear	
MO-32-07 Indications on the WHEEL SD page	
32-07-01A(B) Brakes Temperature Indication on the WHEEL SD page	A
32-07-03A L/G Doors Position Indication on the WHEEL SD page.....	B
MO-32-09 ECAM Alerts	
32-09-01C BRAKES-N/WS MINOR FAULT Alert (Alternate braking checked operative).....	A
MO-32-31 Normal Extension and Retraction	
32-31-01A Landing Gear Control and Interface Unit (LGCIU)	A
32-31-02A Landing Gear Retracting System.....	B
MO-32-32 Proximity Detector System	
32-32-02A LGCIU 2 RH L/G Shock Absorber Proximity Detector	A
32-32-03A LGCIU 2 LH L/G Shock Absorber Proximity Detector	B
32-32-04A LGCIU 2 Nose L/G Shock Absorber Proximity Detector	C
32-32-05A LGCIU 2 RH L/G Down Lock Proximity Detector	D
32-32-06A LGCIU 2 LH L/G Down Lock Proximity Detector	E
32-32-07A LGCIU 2 Nose L/G Down Lock Proximity Detector	F
32-32-08A LGCIU 2 RH L/G Up Lock Proximity Detector	G
32-32-09A LGCIU 2 LH L/G Up Lock Proximity Detector	H



32-32-10A LGCIU 2 Nose L/G Up Lock Proximity Detector	I
32-32-11A LGCIU 2 RH L/G Doors Open Proximity Detector	J
32-32-12A LGCIU 2 LH L/G Doors Open Proximity Detector	K
32-32-13A LGCIU 2 Nose L/G Doors Open Proximity Detector	L
32-32-14A LGCIU 2 RH L/G Doors Closed Proximity Detector	M
32-32-15A LGCIU 2 LH L/G Doors Closed Proximity Detector	N
32-32-16A LGCIU 2 Nose L/G Doors Closed Proximity Detector	O
MO-32-33 Free Fall Extension	
32-33-01A Landing Gear Gravity Extension System.....	A
MO-32-42 Normal Braking	
32-42-01A Main Wheel Brake.....	A
32-42-02A Green System Brake.....	B
32-42-03A Braking/Steering Control Unit (BSCU) System 1.....	C
32-42-04A Braking/Steering Control Unit (BSCU) System 2.....	D
32-42-05A AUTO/BRK Function.....	E
MO-32-47 Brake Temperature System	
32-47-01A Brake Temperature Monitoring Unit (BTMU)	A
MO-32-51 Steering	
32-51-01A Nose Wheel Steering Control System.....	A
32-51-02A Rudder PEDALS DISC pb.....	B
32-51-03A NWS Electrical Deactivation Box (towing mode is not available when the lever is in the TOWING position).....	C
32-51-03B NWS Electrical Deactivation Box (NWS Electrical Deactivation Box deactivated).....	D
32-51-04A PARKING BRAKE light on the NWS Electrical Deactivation Box.....	E
MO-33 Lights	
MO-33-20 Cabin General Illumination	
33-20-03A Lavatory Sign (Return to seat).....	A
MO-33-40 Exterior Lighting	
33-40-04A Landing light Extension/Retraction System.....	A
33-40-08C(D) Beacon light.....	B
33-40-09A Wing Scan light.....	C
MO-34 Navigation	
MO-34-01 Overhead Panels	
MO-34-01-01 ADIRS Overhead Panel	
34-01-01-31A ADR pb-sw.....	A
34-01-01-32A IR pb-sw.....	B



DRAGONAIR

A320/A321
MINIMUM EQUIPMENT LIST

MEL OPERATIONAL PROCEDURES
PRELIMINARY PAGES - TABLE OF CONTENTS

MO-34-05 Indications on the Primary Flight Display (PFD)

34-05-07A Other Air Data Related Indications on the PFD.....	A
34-05-08A Attitude Indication on the PFD.....	B

MO-34-10 Air Data/Inertial Reference System (ADIRS)

34-10-02B ADR 2.....	A
34-10-03A ADR 3.....	B
34-10-04B(C) IR 1.....	C
34-10-05B IR 2 (IR 2 totally inoperative).....	D
34-10-05C IR 2 (only NAV mode of IR 2 inoperative).....	E
34-10-06A IR 3 (for aircraft without Honeywell 10 MCU ADIRU with IR 3 totally inoperative).....	F
34-10-06B IR 3 (for aircraft without Honeywell 10 MCU ADIRU with only NAV mode of IR 3 inoperative).....	G
34-10-07A IR 3 (for aircraft with Honeywell 10 MCU ADIRU with IR 3 totally inoperative).....	H
34-10-07B IR 3 (for aircraft with Honeywell 10 MCU ADIRU with only NAV mode of IR 3 inoperative).....	I

MO-34-11 Sensors

34-11-02A CAPT Total Air Temperature (TAT) Sensor Element Connected to the ADR 1	A
34-11-03A CAPT Total Air Temperature (TAT) Sensor Element Connected to the ADR 3.....	B
34-11-04A F/O Total Air Temperature (TAT) Sensor Element Connected to the ADR 2	C

MO-34-21 Altitude and Airspeed Standby Data

34-21-03A Standby IAS Indicator.....	A
--------------------------------------	---

MO-34-22 Attitude and Heading Standby Data

34-22-01B Standby Compass Indicator.....	A
34-22-03B Standby Horizon Indicator.....	B

MO-34-23 Integrated Standby Instrument System (ISIS)

34-23-04B ISIS Attitude Indication.....	A
---	---

MO-34-30 Landing and Taxiing Aid

34-30-04A Instrument Landing System (ILS).....	A
--	---

MO-34-40 GPWS/TAWS, Radio Altimeter, TCAS, Weather Radar

34-40-02A Radio Altimeter Automatic Callout.....	A
34-40-03A Radio Altimeter System.....	B
34-40-07A PULL UP-GPWS pb-sw	C


MO-35 Oxygen

MO-35-07 Indications on the DOOR/OXY SD page

35-07-01A Crew OXY High Pressure Indication on the DOOR/OXY SD page	A
35-07-02A Crew Oxygen REGUL LO PR Indication on the DOOR/OXY SD page.....	B

MO-35-10 Crew Oxygen

35-10-03A Exterior Crew Oxygen Overpressure Indicator Disc (Green Disc).....	A
--	---

 DRAGONAIR A320/A321 MINIMUM EQUIPMENT LIST	MEL OPERATIONAL PROCEDURES PRELIMINARY PAGES - TABLE OF CONTENTS
--	---

MO-35-20 Passenger Oxygen	
35-20-01B Passenger Oxygen Unit.....	A

MO-36 Pneumatic

MO-36-00 MAINTENANCE Message on the STATUS SD page	
36-00-01B(C) AIR BLEED MAINTENANCE Message.....	A

MO-36-11 Engine Bleed Air Supply System

36-11-01E Engine Bleed Air Supply System (non-ETOPS flights).....	A
36-11-01F Engine Bleed Air Supply System (ETOPS flights).....	B
36-11-06B Engine Bleed IP Check Valve.....	C
36-11-07B Engine Bleed HP Valve	D

MO-36-12 APU Bleed Air Supply and Crossbleed Systems

36-12-02B APU Bleed Valve.....	A
36-12-04A Automatic control of the X Bleed Valve.....	B

MO-36-22 Leak Detection Loop

36-22-01B Pylon Leak Detection System.....	A
--	---

MO-49 Airborne Auxiliary Power

MO-49-10 Power Plant

49-10-01A(B)(C) Power Plant (APU).....	A
--	---

MO-52 Doors

MO-52-01 Overhead Panels

MO-52-01-01 CKPT DOOR CONT Normal Overhead Panel

52-01-01-01A & 52-01-01-02A LEDs on the CKPT DOOR CONT Overhead Panel.....	A
52-01-01-03A(B) Pressure Rate Sensor on the CKPT DOOR CONT Overhead Panel.....	B

MO-52-07 Indications on the DOOR/OXY SD page

52-07-01A Passenger Door Permanently Indicated Open on the DOOR/OXY SD page (SLIDE ARMED light operative).....	A
52-07-01A Passenger Door/Emergency Exit Permanently Indicated Open on the DOOR/OXY SD page (SLIDE ARMED light operative).....	B
52-07-01B(C)(D) Passenger Door Permanently Indicated Open on the DOOR/OXY SD page (SLIDE ARMED light may be permanently illuminated).....	C
52-07-01B(C)(D) Passenger Door/Emergency Exit Permanently Indicated Open on the DOOR/OXY SD page (SLIDE ARMED light may be permanently illuminated).....	D
52-07-02A(B) Passenger Door Permanently Indicated Closed on the DOOR/OXY SD page	E



DRAGONAIR

A320/A321
MINIMUM EQUIPMENT LIST

MEL OPERATIONAL PROCEDURES
PRELIMINARY PAGES - TABLE OF CONTENTS

52-07-02A(B) Passenger Door/Emergency Exit Permanently Indicated Closed on the DOOR/OXY SD page	F
52-07-03A(B)(C)(D) Overwing Emergency Exit Permanently Indicated Open on the DOOR/OXY SD page	G
52-07-04A(B) Overwing Emergency Exit Permanently Indicated Closed on the DOOR/OXY SD page	H
52-07-05A Cargo Door Indication on the DOOR/OXY SD page	I
52-07-06A Avionics Compartment Access Door Indication on the DOOR/OXY SD page.....	J
MO-52-10 Passenger/Crew Door	
52-10-01A Cabin Passenger Door.....	A
52-10-06A DOOR PRESS LOW/CHECK DOOR PRESSURE Message on the PTP/FAP.....	B
MO-52-30 Cargo Door	
52-30-07A Cargo Door Open/Locked Indicator light.....	A
MO-52-51 Reinforced Cockpit Door (CDLS)	
52-51-03A CDLS Buzzer.....	A
52-51-04A CDLS Keypad.....	B
52-51-05A CDLS Keypad Green and Red LEDs.....	C
52-51-06C CDLS Door Release Strike (Catch, Spring, Solenoid, Bolt).....	D
MO-52-53 COCKPIT DOOR Panel on the Center Pedestal	
52-53-01A COCKPIT DOOR FAULT light	A
52-53-02A COCKPIT DOOR OPEN light	B
52-53-03B LOCK Function of the COCKPIT DOOR sw	C
52-53-04B UNLOCK Function of the COCKPIT DOOR sw	D
MO-56 Windows	
MO-56-10 Cockpit	
56-10-01A(B)(C)(D) Front Windshield.....	A
MO-73 Engine Fuel and Control	
MO-73-20 Controlling	
73-20-04A EPR Control Mode.....	A
73-20-05A Minimum Idle on Ground.....	B
MO-74 Ignition	
MO-74-07 Indications on the ENGINE SD page	
74-07-01A Selected Igniter Indication on the ENGINE SD page.....	A
MO-74-31 Ignition Starting and Continuous Relight	
74-31-01A Ignition System A.....	A
74-31-02A Ignition System B.....	B

MO-78 Exhaust

MO-78-30 Thrust Reversers

78-30-01A Thrust Reverser.....	A
--------------------------------	---

MO-79 Oil

MO-79-09 ECAM Alerts

79-09-01A ENG 1(2) OIL LO PR Alert.....	A
---	---

MO-79-20 Distribution

79-20-01A Air Cooled Oil Cooler (ACOC) Modulating Valve.....	A
--	---

MO-80 Starting

MO-80-11 Pneumatic Starter and Valve System

80-11-01A Start Valve.....	A
----------------------------	---



DRAGONAIR

A320/A321
MINIMUM EQUIPMENT LIST

MEL OPERATIONAL PROCEDURES
PRELIMINARY PAGES - TABLE OF CONTENTS

Intentionally left blank

 <p>DRAGONAIR A320/A321 MINIMUM EQUIPMENT LIST</p>	<p>MEL OPERATIONAL PROCEDURES 21 - AIR CONDITIONING 21-09 - ECAM Alerts</p>
--	---

21-09-01A	<u>VENT</u> BLOWER FAULT Alert
------------------	---------------------------------------

Ident.: MO-21-09-00008895.0001001 / 29 NOV 11
Applicable to: ALL

DURING COCKPIT PREPARATION

Disregard the VENT BLOWER FAULT alert displayed on the EWD.

Disregard the BLOWER pb-sw FAULT light illuminated on the VENTILATION Overhead panel.

Note: If the ground horn sounds:
EIS/HORN/SPLY (121VU P09) C/B..... Pull
The C/B must be closed again after first engine start

If the ground horn sounds after landing when engines are off, it can be silenced again. In this case, the ADIRS must be set to OFF before leaving the aircraft.

21-09-02A	<u>VENT</u> EXTRACT FAULT Alert
------------------	--

Ident.: MO-21-09-00008896.0001001 / 11 MAR 10
Applicable to: ALL

DURING COCKPIT PREPARATION

Disregard the VENT EXTRACT FAULT alert displayed on the EWD.



DRAGONAIR

A320/A321

MINIMUM EQUIPMENT LIST

MEL OPERATIONAL PROCEDURES

21 - AIR CONDITIONING

21-09 - ECAM Alerts

Intentionally left blank

 <p>DRAGONAIR A320/A321 MINIMUM EQUIPMENT LIST</p>	<p>MEL OPERATIONAL PROCEDURES 21 - AIR CONDITIONING 21-23 - Lavatory and Galley Ventilation</p>
--	---

21-23-01B	Lavatory and Galley Extraction Fan
------------------	---

Ident.: MO-21-23-00008830.0002001 / 29 NOV 11
Applicable to: B-HSD, B-HSE, B-HSG, B-HSI, B-HSJ, B-HSK, B-HSL, B-HSM, B-HSN, B-HTD, B-HTE, B-HTF, B-HTG, B-HTH, B-HTI

GENERAL INFORMATION

Two amber crosses replace the cabin zone temperature indications on the COND SD page .
Refer to Item 21-07-03-01 Indications on the COND SD page

The INOP SYS column on the STATUS SD page may display the LAV DET message.

The cabin zone temperature regulation is lost. Therefore, cabin zone temperature is constant (15 °C).

To recover the cockpit temperature regulation:

- HOT AIR pb-sw OFF
- Set the COCKPIT selector to control cockpit temperature.

21-23-01B	Lavatory and Galley Extraction Fan
------------------	---

Ident.: MO-21-23-00008830.0005001 / 29 NOV 11
Applicable to: B-HSO, B-HSP, B-HSQ, B-HSR

GENERAL INFORMATION

Two amber crosses replace the cabin zone temperature indications on the COND SD page .
Refer to Item 21-07-03-01 Indications on the COND SD page

The INOP SYS column on the STATUS SD page may display the LAV DET message.

The cabin zone temperature regulation is lost. However the FWD cabin and AFT cabin selectors on overhead AIR COND panel will command duct temperatures. FWD FWD cabin and AFT cabin selectors on overhead AIR COND panel will command duct temperatures.

The cockpit temperature regulation is normal.



DRAGONAIR

A320/A321


MINIMUM EQUIPMENT LIST

MEL OPERATIONAL PROCEDURES

21 - AIR CONDITIONING

21-23 - Lavatory and Galley Ventilation

Intentionally left blank

 <p>DRAGONAIR A320/A321 MINIMUM EQUIPMENT LIST</p>	<p>MEL OPERATIONAL PROCEDURES 21 - AIR CONDITIONING 21-26 - Avionics Equipment Ventilation</p>
--	--

21-26-01A	Avionics Blower Fan (<u>VENT</u> AVNCs SYS FAULT Alert not displayed)
------------------	---

Ident.: MO-21-26-00008831.0001001 / 29 NOV 11
Applicable to: ALL

DURING COCKPIT PREPARATION

- Energize the aircraft electrical network.
- Check that the air conditioning correctly operates with both air conditioning packs set to on.
- BLOWER pb-swOVRD
- Check that the VENT AVNCs SYS FAULT and VENT EXTRACT FAULT alerts are not displayed on the EWD .
- **If the VENT EXTRACT FAULT alert is displayed on the EWD , the blower fan may be seized. In that case:**
 - Contact the maintenance personnel to exchange the blower fan and the extract fan.
Only the VENT EXTRACT FAULT alert must then be displayed on the EWD .
 - When the blower and extract fans are exchanged, *Refer to Item 21-26-02 Avionics Extract Fan*

21-26-01B	Avionics Blower Fan (Air conditioning inlet valve checked open before each flight)
------------------	---

Ident.: MO-21-26-00009179.0001001 / 29 NOV 11
Applicable to: ALL

DURING COCKPIT PREPARATION

- Energize the aircraft electrical network.
- Check that the air conditioning correctly operates with both air conditioning packs set to on.
- BLOWER pb-swOVRD
- Check that the VENT EXTRACT FAULT alert is not displayed on the EWD
- **If the VENT EXTRACT FAULT alert is displayed on the EWD , the blower fan may be seized. In that case:**
 - Contact the maintenance personnel to exchange the blower fan and the extract fan.
Only the VENT EXTRACT FAULT alert must then be displayed on the EWD .
 - When the blower and extract fans are exchanged, *Refer to Item 21-26-02 Avionics Extract Fan*

 DRAGONAIR A320/A321 MINIMUM EQUIPMENT LIST	MEL OPERATIONAL PROCEDURES 21 - AIR CONDITIONING 21-26 - Avionics Equipment Ventilation
---	---

21-26-01C	Avionics Blower Fan (Avionics ventilation system checked before each flight)
------------------	---

Ident.: MO-21-26-00009180.0001001 / 29 NOV 11

Applicable to: ALL

DURING COCKPIT PREPARATION

- Energize the aircraft electrical network.
 - Check that air the conditioning correctly operates with both air conditioning packs set to on.
 - BLOWER pb-swOVRD
 - Check that the VENT EXTRACT FAULT alert is not displayed on the EWD
- **After application of the maintenance procedure:**
Clear the VENT AVNCS SYS FAULT alert using the CLR pb .
The VENT AVNCS SYS FAULT alert will be displayed after landing
- **If the VENT EXTRACT FAULT alert is displayed on the EWD , the blower fan may be seized. In that case:**
- Contact the maintenance personnel to exchange the blower fan and the extract fan.
Only the VENT EXTRACT FAULT alert must then be displayed on the EWD .
 - When the blower and extract fans are exchanged, *Refer to Item 21-26-02 Avionics Extract Fan*

21-26-02A	Avionics Extract Fan (<u>VENT</u> AVNCS SYS FAULT Alert not displayed)
------------------	---

Ident.: MO-21-26-00009184.0001001 / 29 NOV 11

Applicable to: B-HSD, B-HSE, B-HSG, B-HSI, B-HSJ, B-HSK, B-HSL, B-HSM, B-HSN, B-HSO, B-HSP, B-HSQ, B-HSR

FLIGHT PREPARATION/LIMITATIONS

Time limitation on ground with electrical network supplied:

OAT (°C)	≤ 38	≤ 45	≤ 55
Max time	No limit	3 h	35 min

DURING COCKPIT PREPARATION

- Energize the aircraft electrical network.
- Check that the air conditioning correctly operates with both air conditioning packs set to on.
- EXTRACT pb-sw OVRD
- Clear the VENT EXTRACT FAULT alert using the CLR pb.
- AVNCS VENT/EXTC/FAN (123VU AE2) C/BPull
- Check that the VENT AVNCS SYS FAULT alert is not displayed on the EWD.

Continued on the following page

Continued from the previous page

Note: If the ground horn sounds:
EIS/HORN/SPLY (121VU P09) C/B Pull
The C/B must be closed again after first engine start

If the ground horn sounds after landing when engines are off, it can be silenced again. In this case, the ADIRS must be set to OFF before leaving the aircraft.

21-26-02A	Avionics Extract Fan (<u>VENT</u> AVNCS SYS FAULT Alert not displayed)
Ident.: MO-21-26-00009184.0004001 / 29 NOV 11	
Applicable to: B-HTD, B-HTE, B-HTF, B-HTG, B-HTH, B-HTI	

FLIGHT PREPARATION/LIMITATIONS

Time limitation on ground with electrical network supplied:

OAT (°C)	≤ 38	≤ 45	≤ 55
Max time	No limit	3 h	35 min

DURING COCKPIT PREPARATION

- Energize the aircraft electrical network.
- Check that the air conditioning correctly operates with both air conditioning packs set to on.
- EXTRACT pb-sw OVRD
- Clear the VENT EXTRACT FAULT alert using the CLR pb.
- AVNCS VENT/EXTC/FAN (123VU AC4) C/B Pull
- Check that the VENT AVNCS SYS FAULT alert is not displayed on the EWD.

Note: If the ground horn sounds:
EIS/HORN/SPLY (121VU P09) C/B Pull
The C/B must be closed again after first engine start

If the ground horn sounds after landing when engines are off, it can be silenced again. In this case, the ADIRS must be set to OFF before leaving the aircraft.

 DRAGONAIR A320/A321 MINIMUM EQUIPMENT LIST	MEL OPERATIONAL PROCEDURES 21 - AIR CONDITIONING 21-26 - Avionics Equipment Ventilation
---	---

21-26-02B	Avionics Extract Fan (Air conditioning inlet valve checked open before each flight)
------------------	--

Ident.: MO-21-26-00009185.0001001 / 29 NOV 11

Applicable to: B-HSD, B-HSE, B-HSG, B-HSI, B-HSJ, B-HSK, B-HSL, B-HSM, B-HSN, B-HSO, B-HSP, B-HSQ, B-HSR

FLIGHT PREPARATION/LIMITATIONS

Time limitation on ground with electrical network supplied:

OAT (°C)	≤ 38	≤ 45	≤ 55
Max time	No limit	3 h	35 min

DURING COCKPIT PREPARATION

- Energize the aircraft electrical network.
- Check that the air conditioning correctly operates with both air conditioning packs set to on.
- EXTRACT pb-sw OVRD
- Clear the VENT EXTRACT FAULT alert using the CLR pb.
- AVNCS VENT/EXTC/FAN (123VU AE2) C/B Pull

Note: *If the ground horn sounds:*
EIS/HORN/SPLY (121VU P09) C/B Pull
The C/B must be closed again after first engine start

If the ground horn sounds after landing when engines are off, it can be silenced again. In this case, the ADIRS must be set to OFF before leaving the aircraft.

21-26-02B	Avionics Extract Fan (Air conditioning inlet valve checked open before each flight)
------------------	--

Ident.: MO-21-26-00009185.0004001 / 29 NOV 11

Applicable to: B-HTD, B-HTE, B-HTF, B-HTG, B-HTH, B-HTI

FLIGHT PREPARATION/LIMITATIONS

Time limitation on ground with electrical network supplied:

Continued on the following page

 <p>DRAGONAIR A320/A321 MINIMUM EQUIPMENT LIST</p>	<p align="center">MEL OPERATIONAL PROCEDURES 21 - AIR CONDITIONING 21-26 - Avionics Equipment Ventilation</p>
--	---

Continued from the previous page

OAT (°C)	≤ 38	≤ 45	≤ 55
Max time	No limit	3 h	35 min

DURING COCKPIT PREPARATION

- Energize the aircraft electrical network.
- Check that the air conditioning correctly operates with both air conditioning packs set to on.
- EXTRACT pb-sw OVRD
- Clear the VENT EXTRACT FAULT alert using the CLR pb.
- AVNCS VENT/EXTC/FAN (123VU AC4) C/BPull

Note: If the ground horn sounds:
EIS/HORN/SPLY (121VU P09) C/B Pull
The C/B must be closed again after first engine start
If the ground horn sounds after landing when engines are off, it can be silenced again. In this case, the ADIRS must be set to OFF before leaving the aircraft.

21-26-02C	Avionics Extract Fan (Avionics ventilation system checked before each flight)
------------------	--

Ident.: MO-21-26-00008853.0001001 / 29 NOV 11
 Applicable to: B-HSD, B-HSE, B-HSG, B-HSI, B-HSJ, B-HSK, B-HSL, B-HSM, B-HSN, B-HSO, B-HSP, B-HSQ, B-HSR

FLIGHT PREPARATION/LIMITATIONS

Time limitation on ground with electrical network supplied:

OAT (°C)	≤ 38	≤ 45	≤ 55
Max time	No limit	3 h	35 min

DURING COCKPIT PREPARATION

- Energize the aircraft electrical network.
 - Check that the air conditioning correctly operates with both air conditioning packs set to on.
 - EXTRACT pb-sw OVRD
 - Clear the VENT EXTRACT FAULT alert using the CLR pb.
 - AVNCS VENT/EXTC/FAN (123VU AE2) C/BPull
- **After application of the maintenance procedure:**
 Clear the VENT AVNCS SYS FAULT alert using the CLR pb.
The VENT AVNCS SYS FAULT alert will be displayed after landing.

Continued on the following page

Continued from the previous page

Note: *If the ground horn sounds:*
 EIS/HORN/SPLY (121VU P09) C/B Pull
 The C/B must be closed again after first engine start

If the ground horn sounds after landing when engines are off, it can be silenced again. In this case, the ADIRS must be set to OFF before leaving the aircraft.

21-26-02C	Avionics Extract Fan (Avionics ventilation system checked before each flight)
<small>Ident.: MO-21-26-00008853.0004001 / 29 NOV 11</small> <small>Applicable to: B-HTD, B-HTE, B-HTF, B-HTG, B-HTH, B-HTI</small>	

FLIGHT PREPARATION/LIMITATIONS

Time limitation on ground with electrical network supplied:

OAT (°C)	≤ 38	≤ 45	≤ 55
Max time	No limit	3 h	35 min


DURING COCKPIT PREPARATION

- Energize the aircraft electrical network.
- Check that the air conditioning correctly operates with both air conditioning packs set to on.
- EXTRACT pb-sw OVRD
- Clear the VENT EXTRACT FAULT alert using the CLR pb.
- AVNCS VENT/EXTC/FAN (123VU AC4) C/BPull

- **After application of the maintenance procedure:**
 Clear the VENT AVNCS SYS FAULT alert using the CLR pb.
 The VENT AVNCS SYS FAULT alert will be displayed after landing.

Note: *If the ground horn sounds:*
 EIS/HORN/SPLY (121VU P09) C/B Pull
 The C/B must be closed again after first engine start

If the ground horn sounds after landing when engines are off, it can be silenced again. In this case, the ADIRS must be set to OFF before leaving the aircraft.

 <p>DRAGONAIR A320/A321 MINIMUM EQUIPMENT LIST</p>	<p>MEL OPERATIONAL PROCEDURES 21 - AIR CONDITIONING 21-26 - Avionics Equipment Ventilation</p>
--	--

21-26-03A	Avionics Skin Exchanger Inlet Bypass Valve
-----------	--

Ident.: MO-21-26-00008855.0001001 / 11 MAR 10

Applicable to: ALL

ON GROUND

- **After application of the maintenance procedure:**
Clear the VENT AVNCS SYS FAULT alert displayed on the EWD using the CLR pb.
The VENT AVNCS SYS FAULT alert will be displayed after landing.

21-26-04A	Avionics Skin Air Outlet Valve
-----------	--------------------------------

Ident.: MO-21-26-00008856.0001001 / 11 MAR 10

Applicable to: ALL

ON GROUND

- **After application of the maintenance procedure:**
Clear the VENT AVNCS SYS FAULT alert displayed on the EWD using the CLR pb.
The VENT AVNCS SYS FAULT alert will be displayed after landing.
- **If the VENT SKIN VALVE FAULT alert is displayed on the EWD:**
Apply the ECAM procedure.

Note: Avionics smoke may be not perceptible from the cockpit due to the opening of the internal flap of the valve.

In the case of AVIONICS SMOKE alert:

Apply the ECAM procedure even if the smoke is not perceptible.

21-26-05A	Avionics Skin Air Inlet Valve (Air conditioning inlet valve open on the ground)
-----------	---

Ident.: MO-21-26-00009186.0001001 / 29 NOV 11

Applicable to: ALL

DURING COCKPIT PREPARATION

- Energize the aircraft electrical network.
- Check that the air conditioning is operating with both air conditioning packs set to on.
- EXTRACT pb-sw OVRD
- Check that the skin air inlet valve is closed on the CAB PRESS SD page.
- Clear the VENT AVNCS SYS FAULT alert displayed on the EWD using the CLR pb.

Continued on the following page

 DRAGONAIR A320/A321 MINIMUM EQUIPMENT LIST	MEL OPERATIONAL PROCEDURES 21 - AIR CONDITIONING 21-26 - Avionics Equipment Ventilation
---	---

Continued from the previous page

Note: With only one air conditioning pack operative, operating time on ground is limited to 1 h.

AFTER TAKEOFF

EXTRACT pb-sw AUTO

AFTER LANDING

EXTRACT pb-sw OVRD

21-26-05B	Avionics Skin Air Inlet Valve (Air conditioning inlet valve secured in the open position)
-----------	---

Ident.: MO-21-26-00008857.0001001 / 29 NOV 11
Applicable to: ALL

DURING COCKPIT PREPARATION

- Energize the aircraft electrical network.
- Check that the air conditioning is operating with both air conditioning packs set to on.
- EXTRACT pb-sw OVRD
- Check that the skin air inlet valve is closed on the CAB PRESS SD page.

● **After application of the maintenance procedure:**

Clear the VENT AVNCS SYS FAULT alert displayed on the EWD using the CLR pb.

The VENT AVNCS SYS FAULT alert will be displayed after landing.


Note: With only one air conditioning pack operative, operating time on ground is limited to 1 h.

AFTER TAKEOFF

EXTRACT pb-sw AUTO

AFTER LANDING

EXTRACT pb-sw OVRD

 DRAGONAIR A320/A321 MINIMUM EQUIPMENT LIST	MEL OPERATIONAL PROCEDURES 21 - AIR CONDITIONING 21-26 - Avionics Equipment Ventilation
---	---

21-26-06A 21-26-06B	Avionics Skin Exchanger Isolation Valve
--------------------------------------	--

Ident.: MO-21-26-00008859.0001001 / 11 MAR 10

Applicable to: ALL

ON GROUND

- After application of the maintenance procedure:
Clear the VENT AVNCS SYS FAULT alert displayed on the EWD using the CLR pb.

21-26-08A	Avionics Air Conditioning Inlet Valve
------------------	--

Ident.: MO-21-26-00008860.0001001 / 11 MAR 10

Applicable to: ALL

ON GROUND

- After application of the maintenance procedure:
Clear the VENT AVNCS SYS FAULT alert displayed on the EWD using the CLR pb.

21-26-09A	Avionics Ventilation Filter (<u>VENT</u> AVNCS SYS FAULT Alert not displayed)
------------------	--

Ident.: MO-21-26-00008861.0001001 / 29 NOV 11

Applicable to: ALL

DURING COCKPIT PREPARATION

- Energize the aircraft electrical network.
- Check that the air conditioning is operating with both air conditioning packs set to on.
- EXTRACT pb-sw OVRD
- Check that the VENT AVNCS SYS FAULT alert is not displayed on the EWD.

21-26-09B	Avionics Ventilation Filter (Air conditioning inlet valve checked open before each flight)
------------------	---

Ident.: MO-21-26-00009187.0001001 / 29 NOV 11

Applicable to: ALL

DURING COCKPIT PREPARATION

- Energize the aircraft electrical network.
- Check that the air conditioning is operating with both air conditioning packs set to on.
- EXTRACT pb-sw OVRD

 DRAGONAIR A320/A321 MINIMUM EQUIPMENT LIST	MEL OPERATIONAL PROCEDURES 21 - AIR CONDITIONING 21-26 - Avionics Equipment Ventilation
---	---

21-26-09C	Avionics Ventilation Filter (Avionics ventilation system checked before each flight)
------------------	---

Ident.: MO-21-26-00009188.0001001 / 29 NOV 11

Applicable to: ALL

DURING COCKPIT PREPARATION

- Energize the aircraft electrical network.
 - Check that the air conditioning is operating with both air conditioning packs set to on.
 - EXTRACT pb-sw OVRD
- **After application of the maintenance procedure:**
- Clear the VENT AVNCS SYS FAULT alert displayed on the EWD using the CLR pb.
- The VENT AVNCS SYS FAULT alert will be displayed after landing.*

21-26-10A	Avionics Equipment Ventilation Computer (AEVC)
------------------	---

Ident.: MO-21-26-00008862.0001001 / 29 NOV 11

Applicable to: ALL

DURING COCKPIT PREPARATION

- Energize the aircraft electrical network.
- Check that the conditioning is operating with both air conditioning packs set to on.
- BLOWER pb-sw OVRD
- EXTRACT pb-sw OVRD

Note: *If the ground horn sounds:*

EIS/HORN/SPLY (121VU P09) C/B Pull


The C/B must be closed again after first engine start

If the ground horn sounds after landing when engines are off, it can be silenced again. In this case, the ADIRS must be set to OFF before leaving the aircraft.

Note: *In the case of a low pressure in the avionics compartment ventilation ducts, the weather radar image may not be displayed on the ND on ground.*

Clear the VENT AVNCS SYS FAULT alert displayed on the EWD using the CLR pb

Continued on the following page

 <p>DRAGONAIR A320/A321 MINIMUM EQUIPMENT LIST</p>	<p>MEL OPERATIONAL PROCEDURES 21 - AIR CONDITIONING 21-26 - Avionics Equipment Ventilation</p>
--	--

Continued from the previous page

IN FLIGHT

● **In the case of an air conditioning pack failure:**

- The cabin altitude may reach about 9 700 ft (3 000 m), and
- The CAB PR EXCESS CAB ALT alert may be displayed on the EWD.



DRAGONAIR

A320/A321


MINIMUM EQUIPMENT LIST

MEL OPERATIONAL PROCEDURES

21 - AIR CONDITIONING

21-26 - Avionics Equipment Ventilation

Intentionally left blank

 DRAGONAIR A320/A321 MINIMUM EQUIPMENT LIST	MEL OPERATIONAL PROCEDURES 21 - AIR CONDITIONING 21-28 - Cargo Compartment Ventilation
---	--

21-28-03A	AFT Cargo Extraction Fan
------------------	---------------------------------

Ident.: MO-21-28-00008871.0001001 / 29 NOV 11

Applicable to: B-HTD, B-HTE, B-HTF, B-HTG, B-HTH, B-HTI

FLIGHT PREPARATION/LIMITATIONS

For livestock transportation refer to Part A 8.1.7.4.

21-28-04A	AFT Cargo Isolation Valve (Valves checked closed)
------------------	--

Ident.: MO-21-28-00008874.0001001 / 29 NOV 11

Applicable to: B-HTD, B-HTE, B-HTF, B-HTG, B-HTH, B-HTI

FLIGHT PREPARATION/LIMITATIONS

For livestock transportation refer to Part A 8.1.7.4.

Notify IOC that cargo heat is inoperative.

DURING COCKPIT PREPARATION

- ANN LT selector TEST
- Check that the AFT ISOL VALVE pb-sw FAULT light comes on
- ANN LT selectorBRT or DIM
- AFT ISOL VALVE pb-sw OFF
- Check that the AFT ISOL VALVE pb-sw FAULT light does not come on.

Note: ● ***If the AFT ISOL VALVE pb-sw FAULT light comes on:***

The AFT cargo isolation valve must be secured in the closed position. Refer to Item 21-28-04B AFT Cargo Isolation Valve

21-28-04B	AFT Cargo Isolation Valve (Valves secured closed)
------------------	--

Ident.: MO-21-28-00012797.0001001 / 29 NOV 11

Applicable to: B-HTD, B-HTE, B-HTF, B-HTG, B-HTH, B-HTI

FLIGHT PREPARATION/LIMITATIONS

For livestock transportation refer to Part A 8.1.7.4.

Notify IOC that cargo heat is inoperative.

Continued on the following page



DRAGONAIR

A320/A321
MINIMUM EQUIPMENT LIST

MEL OPERATIONAL PROCEDURES

21 - AIR CONDITIONING


21-28 - Cargo Compartment Ventilation

Continued from the previous page

ON GROUND

- **When the AFT cargo isolation valves are secured in the closed position:**

The AFT isolation valves are displayed open green on the COND SD page.

 <p>DRAGONAIR A320/A321 MINIMUM EQUIPMENT LIST</p>	<p>MEL OPERATIONAL PROCEDURES 21 - AIR CONDITIONING 21-31 - Pressure Control and Monitoring</p>
--	---

<p>21-31-01A 21-31-01B</p>	<p>Automatic Cabin Pressure Control System (CPC, Outflow Valve AUTO Channel)</p>
--	--

Ident.: MO-21-31-00008875.0001001 / 11 MAR 10
Applicable to: B-HSD, B-HSE, B-HSG, B-HSI, B-HSJ, B-HSK, B-HSL, B-HSM, B-HSN, B-HTD, B-HTE, B-HTF, B-HTG, B-HTH, B-HTI

- DURING COCKPIT PREPARATION**
- **If CPC 1 is affected:**
AIR COND/CAB/PRESS/CTL 1 (49VU D09) C/B..... Pull
 - **If CPC 2 is affected:**
AIR COND/CAB/PRESS/CTL 2 (122VU Y22) C/B..... Pull
 - MODE SEL pb-sw..... MAN
 - On the CAB PRESS SD page, check that the cabin differential pressure, the cabin vertical speed, the cabin altitude, and the outflow valve position are available.
 - MAN V/S CTL sw..... DN
 - On the CAB PRESS SD page, check outflow valve movement.
 - MODE SEL pb-sw..... AUTO

<p>21-31-01A 21-31-01B</p>	<p>Automatic Cabin Pressure Control System (CPC, Outflow Valve AUTO Channel)</p>
--	--

Ident.: MO-21-31-00008875.0002001 / 29 NOV 11
Applicable to: B-HSO, B-HSP, B-HSQ, B-HSR

- DURING COCKPIT PREPARATION**
- **If CPC 1 is affected:**
AIR COND/CAB/PRESS/CTL 1 (49VU D09) C/B..... Pull
 - **If CPC 2 is affected:**
AIR COND/CAB/PRESS/CTL 2 (122VU Y22) C/B..... Pull
 - RPCU (122VU X23) C/B..... Pull
 - MODE SEL pb-sw..... MAN
 - On the CAB PRESS SD page, check that the cabin differential pressure, the cabin vertical speed, the cabin altitude, and the outflow valve position are available.
 - MAN V/S CTL sw..... DN
 - On the CAB PRESS SD page, check outflow valve movement.
 - RPCU (122VU X23) C/B..... Push
 - MODE SEL pb-sw..... AUTO



DRAGONAIR

A320/A321
MINIMUM EQUIPMENT LIST

MEL OPERATIONAL PROCEDURES

21 - AIR CONDITIONING

21-31 - Pressure Control and Monitoring

21-31-04A

Landing Elevation Selection AUTO Function

Ident.: MO-21-31-00008876.0001001 / 11 MAR 10

Applicable to: ALL

BEFORE TAKEOFF

- Set the LDG ELEV selector on the CABIN PRESS panel at the destination airport altitude.
- On the CAB PRESS SD page, check that the LDG ELEV MAN message is displayed .

21-31-05A

Landing Elevation Selection MAN Function


Ident.: MO-21-31-00008877.0001001 / 11 MAR 10

Applicable to: ALL

DURING COCKPIT PREPARATION

On the CAB PRESS SD page, check that the LDG ELEV AUTO message is displayed to confirm correct position of the LDG ELEV selector.

Note: *The landing field elevation of the destination airport may not be correctly displayed on the CAB PRESS SD page. It is automatically corrected after first engine start.*

 <p>DRAGONAIR A320/A321 MINIMUM EQUIPMENT LIST</p>	<p>MEL OPERATIONAL PROCEDURES 21 - AIR CONDITIONING 21-51 - Pack Flow Control</p>
--	---

21-51-03A	Pack Flow Sensor
------------------	-------------------------

Ident.: MO-21-51-00008886.0001001 / 29 NOV 11

Applicable to: B-HSO, B-HSP, B-HSQ, B-HSR

GENERAL INFORMATION

- The hot air pressure regulating valve automatically closes.
- The Flow Control Valve on the affected side operates in pneumatic backup mode.

DURING COCKPIT PREPARATION

AIR COND HOT AIR pb-sw OFF



DRAGONAIR

A320/A321


MINIMUM EQUIPMENT LIST

MEL OPERATIONAL PROCEDURES

21 - AIR CONDITIONING

21-51 - Pack Flow Control

Intentionally left blank

 DRAGONAIR A320/A321 MINIMUM EQUIPMENT LIST	MEL OPERATIONAL PROCEDURES 21 - AIR CONDITIONING 21-52 - Air Cooling System
---	---

21-52-01A 21-52-01B 21-52-01D 21-52-01E	Air Conditioning Pack (One Air Conditioning Pack Inoperative)
--	--

Ident.: MO-21-52-00008889.0005001 / 29 NOV 11
Applicable to: B-HSD, B-HSE, B-HSG, B-HSI, B-HSJ, B-HSK, B-HSL, B-HSM, B-HSN, B-HSO, B-HSP, B-HSQ, B-HSR

DURING COCKPIT PREPARATION

PACK FLOW pb-sw HI

IN FLIGHT

- If **BLOWER pb-sw** and **EXTRACT pb-sw** are set to **OVRD**:
 - The cabin altitude may reach about 9 700 ft, and
 - The CAB PR EXCESS CAB ALT alert may be displayed on the EWD

21-52-01A 21-52-01B 21-52-01D 21-52-01E	Air Conditioning Pack (One Air Conditioning Pack Inoperative)
--	--

Ident.: MO-21-52-00008889.0008001 / 29 NOV 11
Applicable to: B-HTD, B-HTE, B-HTF, B-HTG, B-HTH, B-HTI

DURING COCKPIT PREPARATION

ECON FLOW pb-sw.....Off

IN FLIGHT

- If **BLOWER pb-sw** and **EXTRACT pb-sw** are set to **OVRD**:
 - The cabin altitude may reach about 9 700 ft, and
 - The CAB PR EXCESS CAB ALT alert may be displayed on the EWD

21-52-01G	Air Conditioning Pack (One Air Conditioning Pack in Heat Exchanger Cooling Mode only)
-----------	--

Ident.: MO-21-52-00009193.0001001 / 29 NOV 11
Applicable to: ALL

DURING COCKPIT PREPARATION

PACK 1(2) pb-sw in "heat exchanger cooling only" OFF

Continued on the following page



DRAGONAIR

A320/A321
MINIMUM EQUIPMENT LIST

MEL OPERATIONAL PROCEDURES

21 - AIR CONDITIONING

21-52 - Air Cooling System

Continued from the previous page

IN FLIGHT

● **When the TAT is equal to or less than 12°C:**

PACK 1(2) pb-sw in "heat exchanger cooling only" On

● **If the non affected air conditioning pack fails:**

Maximum flight altitude..... 31 500 ft (9 600 m)


DURING DESCENT

● **If the TAT is above 12°C:**

PACK 1(2) pb-sw in "heat exchanger cooling only" OFF

AT THE END OF THE DESCENT, BEFORE LANDING

PACK 1(2) pb-sw in "heat exchanger cooling only" OFF

 <p>DRAGONAIR A320/A321 MINIMUM EQUIPMENT LIST</p>	<p>MEL OPERATIONAL PROCEDURES 21 - AIR CONDITIONING 21-61 - Pack Temperature Control</p>
--	--

21-61-02A	Pack Controller Primary Channel
------------------	--

Ident.: MO-21-61-00008891.0001001 / 29 NOV 11

Applicable to: B-HSD, B-HSE, B-HSG, B-HSI, B-HSJ, B-HSK, B-HSL, B-HSM, B-HSN, B-HSO, B-HTD, B-HTE, B-HTF, B-HTG, B-HTH, B-HTI

GENERAL INFORMATION

- **If primary channel is failed:**

Pack flow is fixed at the value reached at the time of failure.

- **If primary and secondary channels are failed:**

The air conditioning pack outlet temperature is controlled by the anti-ice valve to a nominal value of 15°C.



DRAGONAIR

A320/A321


MINIMUM EQUIPMENT LIST

MEL OPERATIONAL PROCEDURES

21 - AIR CONDITIONING

21-61 - Pack Temperature Control

Intentionally left blank

 DRAGONAIR A320/A321 MINIMUM EQUIPMENT LIST	MEL OPERATIONAL PROCEDURES 21 - AIR CONDITIONING 21-63 - Cockpit and Cabin Temperature Control
---	--

21-63-01A 21-63-01C	Zone Controller Channel
------------------------	--------------------------------

Ident.: MO-21-63-00008892.0001001 / 17 SEP 10

Applicable to: B-HSD, B-HSE, B-HSG, B-HSI, B-HSJ, B-HSK, B-HSL, B-HSM, B-HSN, B-HTD, B-HTE, B-HTF, B-HTG, B-HTH, B-HTI

DURING COCKPIT PREPARATION

- HOT AIR pb-sw..... OFF

- On the COND SD page page, check that the hot air pressure regulating valve is closed.

21-63-02A 21-63-02D	Cockpit and Cabin Trim Air Valve (Affected valve secured in the closed position)
------------------------	---

Ident.: MO-21-63-00008893.0001001 / 19 MAR 10

Applicable to: B-HSD, B-HSE, B-HSG, B-HSI, B-HSJ, B-HSK, B-HSL, B-HSM, B-HSN, B-HTD, B-HTE, B-HTF, B-HTG, B-HTH, B-HTI

DURING COCKPIT PREPARATION

● When one trim air valve is secured in the closed position:

The zone controller closes all trim air valves and the hot air pressure regulating valve at each power up.

To recover normal operation of the operative valves, apply the following procedure after air conditioning pack start:

● If the COND HOT AIR FAULT alert is displayed on the EWD , reset the following C/B s:

- AIR COND/ZONE TEMP CTL/115 VAC/SYS 1 (122VU V17) C/B

- AIR COND/ZONE TEMP CTL/115 VAC/SYS 2 (122VU V18) C/B

- AIR COND/ZONE TEMP CTL/28 VDC/SYS 1 (122VU V19) C/B

- AIR COND/ZONE TEMP CTL/28 VDC/SYS 2 (122VU V20) C/B

● If the COND HOT AIR FAULT alert is still displayed on the EWD :

Refer to Item 21-63-03 Hot Air Pressure Regulating Valve

IN FLIGHT

● If the affected zone temperature becomes uncomfortable:


HOT AIR pb-sw OFF

HDA A320/A321 FLEET

MEL

A to B

MO-21-63 P 1/4
29 NOV 11

 DRAGONAIR A320/A321 MINIMUM EQUIPMENT LIST	MEL OPERATIONAL PROCEDURES 21 - AIR CONDITIONING 21-63 - Cockpit and Cabin Temperature Control
---	--

21-63-02A 21-63-02D	Cockpit and Cabin Trim Air Valve (Affected valve checked closed)
------------------------	---

Ident.: MO-21-63-00008893.0002001 / 29 NOV 11

Applicable to: B-HSO, B-HSP, B-HSQ, B-HSR

DURING COCKPIT PREPARATION

On the COND SD page page, check that the affected trim air valve is closed amber.

IN FLIGHT

- **If the affected zone temperature becomes uncomfortable:**
HOT AIR pb-sw.....OFF

21-63-02B 21-63-02C	Cockpit and Cabin Trim Air Valve (Hot air pressure regulating valve checked closed)
------------------------	--

Ident.: MO-21-63-00009194.0001001 / 19 MAR 10

Applicable to: B-HSD, B-HSE, B-HSG, B-HSI, B-HSJ, B-HSK, B-HSL, B-HSM, B-HSN, B-HTD, B-HTE, B-HTF, B-HTG, B-HTH, B-HTI

DURING COCKPIT PREPARATION

- HOT AIR pb-sw.....OFF
- On the COND SD page, check that the hot air pressure regulating valve is closed amber.

21-63-02B 21-63-02C	Cockpit and Cabin Trim Air Valve (Hot air pressure regulating valve checked operative)
------------------------	---

Ident.: MO-21-63-00009194.0003001 / 29 NOV 11


Applicable to: B-HSO, B-HSP, B-HSQ, B-HSR

DURING COCKPIT PREPARATION

- HOT AIR pb-sw.....OFF then on
- On the COND SD page, check that the hot air pressure regulating valve follows the HOT AIR pb-sw command.

IN FLIGHT

- **If affected zone temperature becomes uncomfortable:**
HOT AIR pb-sw.....OFF

 <p>DRAGONAIR A320/A321 MINIMUM EQUIPMENT LIST</p>	<p>MEL OPERATIONAL PROCEDURES 21 - AIR CONDITIONING 21-63 - Cockpit and Cabin Temperature Control</p>
--	---

<p>21-63-03A</p>	<p>Hot Air Pressure Regulating Valve (Hot air pressure valve checked closed)</p>
-------------------------	---

Ident.: MO-21-63-00009195.0001001 / 11 MAR 10
Applicable to: ALL

- DURING COCKPIT PREPARATION
- HOT AIR pb-sw..... OFF
 - On the COND SD page page, check that the hot air pressure regulating valve is closed amber.

<p>21-63-03B</p>	<p>Hot Air Pressure Regulating Valve (Trim air valve checked closed)</p>
-------------------------	---

Ident.: MO-21-63-00009196.0002001 / 29 NOV 11
Applicable to: B-HSO, B-HSP, B-HSQ, B-HSR

- GENERAL INFORMATION
- On the COND SD page, the hot air pressure regulating valve is displayed amber open.
- DURING COCKPIT PREPARATION
- HOT AIR pb-sw..... OFF
 - On the COND SD page, check that all the trim air valves are closed amber.

<p>21-63-03C</p>	<p>Hot Air Pressure Regulating Valve (Affected valve secured in the closed position)</p>
-------------------------	---

Ident.: MO-21-63-00008894.0001001 / 11 MAR 10
Applicable to: ALL

- GENERAL INFORMATION
- On the COND SD page, the hot air pressure regulating valve is displayed closed amber.



DRAGONAIR

A320/A321

MINIMUM EQUIPMENT LIST

MEL OPERATIONAL PROCEDURES

21 - AIR CONDITIONING

21-63 - Cockpit and Cabin Temperature Control

Intentionally left blank

 DRAGONAIR A320/A321 MINIMUM EQUIPMENT LIST	MEL OPERATIONAL PROCEDURES 22 - AUTO FLIGHT 22-05 - FMA Indications on the PFD
---	--

22-05-01B	AP Related Indications on the FMA
------------------	--

Ident.: MO-22-05-00008922.0001001 / 29 NOV 11

Applicable to: ALL

FLIGHT PREPARATION/LIMITATIONS

RVSM operations are not permitted.

Maximum landing capability is CAT 1.

22-05-02B	A/THR Related Indications on the FMA
------------------	---

Ident.: MO-22-05-20801279.9001001 / 29 NOV 11

Applicable to: ALL

FLIGHT PREPARATION/LIMITATIONS

Maximum landing capability is CAT 2.

22-05-03A	Approach and Landing Capabilities on the FMA
------------------	---

Ident.: MO-22-05-00008923.0001001 / 11 MAR 10

Applicable to: ALL

FLIGHT PREPARATION/LIMITATIONS

■ When one FMA is affected:

Maximum landing capability is CAT 2.

■ When both FMAs are affected:

Maximum landing capability is CAT 1.



DRAGONAIR

A320/A321


MINIMUM EQUIPMENT LIST

MEL OPERATIONAL PROCEDURES

22 - AUTO FLIGHT

22-05 - FMA Indications on the PFD

Intentionally left blank

 <p>DRAGONAIR A320/A321 MINIMUM EQUIPMENT LIST</p>	<p>MEL OPERATIONAL PROCEDURES 22 - AUTO FLIGHT 22-10 - Autopilot/Flight Director (AP/FD)</p>
--	--

<p>22-10-01A 22-10-01B</p>	<p>Autopilot (AP)</p>
--	------------------------------

Ident.: MO-22-10-00008897.0001001 / 29 NOV 11
Applicable to: ALL

FLIGHT PREPARATION/LIMITATIONS

- **When one AP is inoperative:**
Maximum landing capability is CAT 3 SINGLE.
- **When both APs are inoperative:**
RVSM operations are not permitted.
Maximum landing capability is CAT 1.

<p>22-10-02A</p>	<p>Flight Director (FD)</p>
-------------------------	------------------------------------

Ident.: MO-22-10-00008898.0001001 / 29 NOV 11
Applicable to: ALL

FOR TAKEOFF

- **For a takeoff without FDs:**
Refer to FCOM/PRO-NOR-SRP-01-30 No Flight Director Takeoff (FCOM 4.05.30).

<p>22-10-04A</p>	<p>Take-over pb AP Disconnection Function (One inoperative)</p>
-------------------------	--

Ident.: MO-22-10-00008899.0001001 / 11 MAR 10
Applicable to: ALL

FLIGHT PREPARATION/LIMITATIONS

Maximum landing capability is CAT 1.

BEFORE ENGINE START

- AP 1.....On
- Operative take-over pb..... Press
- Check that the red AP OFF message is displayed on the EWD.
- AP 2.....On
- Operative take-over pb..... Press
- Check that the red AP OFF message is displayed on the EWD.

Continued on the following page



DRAGONAIR

A320/A321
MINIMUM EQUIPMENT LIST

MEL OPERATIONAL PROCEDURES

22 - AUTO FLIGHT

22-10 - Autopilot/Flight Director (AP/FD)

Continued from the previous page

BEFORE APPROACH

● **If the AP is used for approach:**

The operative AP disconnect pb must be assigned to the PF.

22-10-04B	Take-over pb AP Disconnection Function (Both inoperative)
------------------	--

Ident.: MO-22-10-00008900.0001001 / 11 MAR 10

Applicable to: ALL

FLIGHT PREPARATION/LIMITATIONS

Maximum landing capability is CAT 1.

22-10-05A	AUTO LAND light
------------------	------------------------

Ident.: MO-22-10-00008901.0001001 / 11 MAR 10

Applicable to: ALL

FLIGHT PREPARATION/LIMITATIONS

● **When both lights are inoperative:**

Maximum landing capability is CAT 1.

22-10-06A	AP Disengagement Warning
------------------	---------------------------------

Ident.: MO-22-10-00008902.0001001 / 11 MAR 10

Applicable to: ALL

FLIGHT PREPARATION/LIMITATIONS

RVSM operations are not permitted.

Maximum landing capability is CAT 1.


22-10-07A	Sticks and Rudder Pedals Locking Solenoid in AP Mode
------------------	---

Ident.: MO-22-10-00008903.0001001 / 11 MAR 10

Applicable to: ALL

FLIGHT PREPARATION/LIMITATIONS

Maximum landing capability is CAT 2 without autoland.

 DRAGONAIR A320/A321 MINIMUM EQUIPMENT LIST	MEL OPERATIONAL PROCEDURES 22 - AUTO FLIGHT 22-30 - Autothrust
---	--

22-30-01A	Autothrust (A/THR)
------------------	---------------------------

Ident.: MO-22-30-00008904.0001001 / 11 MAR 10

Applicable to: ALL

FLIGHT PREPARATION/LIMITATIONS

Maximum landing capability is CAT 2.

AFTER ENGINE START

- Press and hold either autothrust instinctive disconnect pb for at least 15 s.
The A/THR system is permanently disconnected for the entire flight.
 - Check that A/THR INOP SYS is displayed on the STATUS SD page.
- All A/THR functions including ALPHA FLOOR protection are lost.

22-30-02A	Autothrust Instinctive Disconnect pb
------------------	---

Ident.: MO-22-30-00008905.0002001 / 29 NOV 11

Applicable to: ALL

The purpose of the procedure is to check the A/THR disconnection via the remaining Instinctive Disconnect pb and via the A/THR pb on the FCU.

AFTER IRS ALIGNMENT

Note: *Disregard alerts during the test. Use the EMER CANCEL pb on the ECAM control panel as necessary.*

Aircraft configuration for the check via the FMS 1:

- ENG/FADEC GND PWR 1 and 2.....ON
- Both thrust levers..... MCT
- FD..... Off
- AUTO FLT/FMGC/2 (121 VU M17) C/B..... Pull
- A/THR..... On
- Check that green SPEED and white A/THR indications appear on the PFD.
- Check that A/THR pb light bars are ON.

Continued on the following page



DRAGONAIR

A320/A321

MINIMUM EQUIPMENT LIST

MEL OPERATIONAL PROCEDURES

22 - AUTO FLIGHT

22-30 - Autothrust

Continued from the previous page

Check of the A/THR disconnection via the remaining Instinctive Disconnect pb:

- A/THR instinctive disconnect pb (non affected autothrust)..... Push
- Check that the A/THR pb light bars are OFF.
- Check that green SPEED and white A/THR indications are no more displayed on the PFD.
- A/THR..... On
- Check that the A/THR pb light bars are ON.
- Check that green SPEED and white A/THR indications are displayed on the PFD.

Check of the A/THR disconnection via the A/THR pb on the FCU:

- A/THR pb (on the FCU)..... Off
- Check that the A/THR pb light bars are OFF.
- Check that green SPEED and white A/THR indications are no more displayed on the PFD.
- A/THR..... On

Aircraft configuration for the check via the FMS 2:

- AUTO FLT/FMGC/2 (121VU M17) C/B..... Push
- AUTO FLT/FMGC/1 (49VU B02) C/B..... Pull
- Wait 2 min.


Check of the A/THR disconnection via the remaining Instinctive Disconnect pb:

- A/THR instinctive disconnect pb (non affected autothrust)..... Push
- Check that the A/THR pb light bars are OFF.
- Check that green SPEED and white A/THR indications are no more displayed on the PFD.
- A/THR..... On
- Check that the A/THR pb light bars are ON.
- Check that green SPEED and white A/THR indications are displayed on the PFD.

Check of the A/THR disconnection via the A/THR pb on the FCU:

- A/THR pb (on the FCU)..... Off
- Check that the A/THR pb light bars are OFF.
- Check that green SPEED and white A/THR indications are no more displayed on the PFD.
- A/THR..... On

Continued on the following page

 <p>DRAGONAIR A320/A321 MINIMUM EQUIPMENT LIST</p>	<p>MEL OPERATIONAL PROCEDURES 22 - AUTO FLIGHT 22-30 - Autothrust</p>
--	---

Continued from the previous page

Restore normal aircraft configuration:

- A/THR..... Off
- AUTO FLT/FMGC/1 (49VU B02) C/B.....Push
- ENG/FADEC GND PWR 1 and 2..... Off
- Both thrust levers..... IDLE
- RCL pb (on the ECAM control panel).....Push
- Wait 2 min before using the MCDU and the FD.

22-30-03A	Autothrust Disengagement Warning
------------------	---

Ident.: MO-22-30-20801284.9001001 / 29 NOV 11

Applicable to: ALL

FLIGHT PREPARATION/LIMITATIONS

Maximum landing capability is CAT 2.



DRAGONAIR

A320/A321


MINIMUM EQUIPMENT LIST

MEL OPERATIONAL PROCEDURES

22 - AUTO FLIGHT

22-30 - Autothrust

Intentionally left blank

 <p>DRAGONAIR A320/A321 MINIMUM EQUIPMENT LIST</p>	<p align="center">MEL OPERATIONAL PROCEDURES 22 - AUTO FLIGHT 22-60 - Flight Augmentation (FAC)</p>
--	---

22-60-02A	FAC 2
------------------	--------------

Ident.: MO-22-60-00008906.0001001 / 11 MAR 10

Applicable to: ALL

FLIGHT PREPARATION/LIMITATIONS

Maximum landing capability is CAT 3 SINGLE.

ON GROUND

- If the AUTO FLT FAC 2 FAULT alert is displayed on the EWD
- or
- If erroneous speeds are displayed:
 - AUTO FLT/FAC 2/28VDC (121VU M19) C/B.....Pull
 - FAC 2 pb-sw.....OFF

22-60-04A	Yaw Damper System
------------------	--------------------------

Ident.: MO-22-60-00008907.0001001 / 11 MAR 10

Applicable to: ALL

FLIGHT PREPARATION/LIMITATIONS

Maximum landing capability is CAT 3 SINGLE.



DRAGONAIR

A320/A321


MINIMUM EQUIPMENT LIST

MEL OPERATIONAL PROCEDURES

22 - AUTO FLIGHT

22-60 - Flight Augmentation (FAC)

Intentionally left blank

 DRAGONAIR A320/A321 MINIMUM EQUIPMENT LIST	MEL OPERATIONAL PROCEDURES 22 - AUTO FLIGHT 22-70 - Flight Management System (FMS)
---	--

22-70-01A 22-70-01B	Flight Management System (FMS)
--------------------------------------	---------------------------------------

Ident.: MO-22-70-00008913.0001001 / 29 NOV 11
Applicable to: B-HSO, B-HSP, B-HSQ, B-HSR

IN FLIGHT

- **In the case of FMS 1+2 failure:**
MCDU NAV B/UP Use
Refer to FCOM/DSC-22_20-60-130 MCDU Back Up Navigation (FCOM 4.04.30A).



DRAGONAIR

A320/A321


MINIMUM EQUIPMENT LIST

MEL OPERATIONAL PROCEDURES

22 - AUTO FLIGHT

22-70 - Flight Management System (FMS)

Intentionally left blank

 DRAGONAIR A320/A321 MINIMUM EQUIPMENT LIST	MEL OPERATIONAL PROCEDURES 22 - AUTO FLIGHT 22-81 - Flight Control Unit (FCU) 22-81-01 - Auto Flight Control Panel (FCU)
--	---

Mode Engagement pb (LOC, APPR)

Ident.: MO-22-81-01-20801295.9001001 / 29 NOV 11
Applicable to: ALL

FLIGHT PREPARATION/LIMITATIONS

Maximum landing capability is CAT 1.



DRAGONAIR

A320/A321

MINIMUM EQUIPMENT LIST


MEL OPERATIONAL PROCEDURES

22 - AUTO FLIGHT

22-81 - Flight Control Unit (FCU)

22-81-01 - Auto Flight Control Panel (FCU)

Intentionally left blank

 <p>DRAGONAIR A320/A321 MINIMUM EQUIPMENT LIST</p>	<p>MEL OPERATIONAL PROCEDURES 22 - AUTO FLIGHT 22-83 - Flight Management and Guidance Computer (FMGC)</p>
--	---

<p>22-83-01A 22-83-01B</p>	<p>Flight Management and Guidance Computer (FMGC)</p>
--	--

Ident.: MO-22-83-00008919.0001001 / 29 NOV 11
Applicable to: ALL

FLIGHT PREPARATION/LIMITATIONS

Maximum landing capability is CAT 3 SINGLE.

DURING COCKPIT PREPARATION

■ If FMGC 1 is affected:

AUTO FLT/FMGC/1 (49VU B02 or 121VU M16) C/BPull

■ If FMGC 2 is affected:

AUTO FLT/FMGC/2 (121VU M17) C/B Pull

Note: *During IR alignment, when the FMGC 2 is deactivated, IRS IN ALIGN memo cannot be displayed until the FD 1 is engaged.*



DRAGONAIR

A320/A321


MINIMUM EQUIPMENT LIST

MEL OPERATIONAL PROCEDURES

22 - AUTO FLIGHT

22-83 - Flight Management and Guidance Computer (FMGC)

Intentionally left blank

 DRAGONAIR A320/A321 MINIMUM EQUIPMENT LIST	MEL OPERATIONAL PROCEDURES 23 - COMMUNICATIONS 23-01 - Overhead Panels 23-01-01 - RCDR Overhead Panel
---	--

23-01-01-31A	RCDR-GND CTL pb-sw (Inoperative in the AUTO position)
---------------------	--

Ident.: MO-23-01-01-00008925.0001001 / 11 MAR 10

Applicable to: ALL

ON GROUND

CVR can only be tested through the CVR test pb-sw during the first 5 minutes after supply of the aircraft electrical network.

23-01-01-31B	RCDR-GND CTL pb-sw (Inoperative in the ON position)
---------------------	--

Ident.: MO-23-01-01-00009178.0001001 / 11 MAR 10

Applicable to: ALL

AFTER LANDING

- **To stop CVR recording, if needed:**
COM/CVR/SPLY (49 VU E14) C/B..... PULL



DRAGONAIR

A320/A321

MINIMUM EQUIPMENT LIST


MEL OPERATIONAL PROCEDURES

23 - COMMUNICATIONS

23-01 - Overhead Panels

23-01-01 - RCDR Overhead Panel

Intentionally left blank

 <p>DRAGONAIR A320/A321 MINIMUM EQUIPMENT LIST</p>	<p>MEL OPERATIONAL PROCEDURES 23 - COMMUNICATIONS 23-09 - ECAM Alerts</p>
--	---

23-09-01A	<u>COM HF 1(2) EMITTING Alert</u>
-----------	-----------------------------------

Ident.: MO-23-09-00008969.0001001 / 29 NOV 11

Applicable to: ALL

GENERAL INFORMATION

To make troubleshooting easier, *Refer to FCOM/PRO-ABN-23 COM VHF 1(2)(3)/HF 1(2) EMITTING (FCOM 3.02.23).*

DURING COCKPIT PREPARATION

- **To deactivate the HF1 system, apply:**
COM HF1 (49 VU HA14) C/BPULL

or
COM NAV/HF1 (121 VU L10) C/B PULL
- **To deactivate the HF2 system, apply:**
COM NAV/HF2 (121 VU L13) C/B PULL

23-09-02A	<u>COM VHF 1(2)(3) EMITTING Alert</u>
-----------	---------------------------------------

Ident.: MO-23-09-00008970.0001001 / 29 NOV 11

Applicable to: ALL

GENERAL INFORMATION

To make troubleshooting easier, *Refer to FCOM/PRO-ABN-23 COM VHF 1(2)(3)/HF 1(2) EMITTING (If Installed) (FCOM 3.02.23).*

DURING COCKPIT PREPARATION

- **To deactivate the VHF1 system, apply:**
COM/VHF/1 (49 VU G09) C/BPULL
- **To deactivate the VHF2 system, apply:**
COM NAV/VHF/2 (121 VU L04) C/B PULL
- **To deactivate the VHF3 system, apply:**
COM NAV/VHF/3 (121 VU L05) C/B PULL



DRAGONAIR

A320/A321


MINIMUM EQUIPMENT LIST

MEL OPERATIONAL PROCEDURES

23 - COMMUNICATIONS

23-09 - ECAM Alerts

Intentionally left blank

 DRAGONAIR A320/A321 MINIMUM EQUIPMENT LIST	MEL OPERATIONAL PROCEDURES 23 - COMMUNICATIONS 23-40 - Interphone
---	---

23-40-01A	Ground External Horn
------------------	-----------------------------

Ident.: MO-23-40-00008960.0001001 / 29 NOV 11

Applicable to: ALL

ON GROUND

- **When the aircraft electrical network is supplied:**

Monitor the avionics equipment ventilation in the cockpit.

BEFORE LEAVING THE AIRCRAFT

Set the three ADIRS Mode selectors to OFF.

23-40-03A	Flight Crew to Ground Communication System
------------------	---

Ident.: MO-23-40-00008961.0001001 / 29 NOV 11

Applicable to: ALL

ON GROUND

Flight crew to establish alternate procedures with ground crew prior to commencing engine start.

23-40-04A	Service Interphone Jack
------------------	--------------------------------

Ident.: MO-23-40-00008962.0001001 / 29 NOV 11

Applicable to: ALL

ON GROUND

Flight crew to establish alternate procedures with ground crew prior to commencing engine start.



DRAGONAIR

A320/A321


MINIMUM EQUIPMENT LIST

MEL OPERATIONAL PROCEDURES

23 - COMMUNICATIONS

23-40 - Interphone

Intentionally left blank

 DRAGONAIR A320/A321 MINIMUM EQUIPMENT LIST	MEL OPERATIONAL PROCEDURES 23 - COMMUNICATIONS 23-51 - Audio Management
--	---

23-51-05A	Cockpit Loudspeaker Volume Control
------------------	---

Ident.: MO-23-51-00008963.0001001 / 29 NOV 11
Applicable to: ALL

ON GROUND AND IN FLIGHT MEL

At Least one crew member on the flight deck must wear a headset.



DRAGONAIR

A320/A321


MINIMUM EQUIPMENT LIST

MEL OPERATIONAL PROCEDURES

23 - COMMUNICATIONS

23-51 - Audio Management

Intentionally left blank

 <p>DRAGONAIR A320/A321 MINIMUM EQUIPMENT LIST</p>	<p>MEL OPERATIONAL PROCEDURES 23 - COMMUNICATIONS 23-52 - Audio Control Panel (ACP)</p>
--	---

23-52-01A	CAPT and F/O ACP
------------------	-------------------------

Ident.: MO-23-52-00008964.0001001 / 11 MAR 10

Applicable to: ALL

DURING COCKPIT PREPARATION

To recover the audio channel on the affected side:

AUDIO SWITCHING selector.....CAPT 3 (F/O 3)



DRAGONAIR

A320/A321


MINIMUM EQUIPMENT LIST

MEL OPERATIONAL PROCEDURES

23 - COMMUNICATIONS

23-52 - Audio Control Panel (ACP)

Intentionally left blank

 DRAGONAIR A320/A321 MINIMUM EQUIPMENT LIST	MEL OPERATIONAL PROCEDURES 23 - COMMUNICATIONS 23-72 - Cockpit Door Surveillance System (CDSS)
--	--

23-72-01-51A	CDSS
---------------------	-------------

Ident.: MO-23-72-20801323.9001001 / 29 NOV 11

Applicable to: ALL

GENERAL INFORMATION

Place CDSS system control pb sw on overhead panel to OFF. Flight crew are to adopt alternate company procedures for control of cockpit access as per Part A 10.1.3.3 using cockpit door spyhole and cabin interphone for visual and aural identification. The initial return flight to Hong Kong may be made with the requirement for an additional person in the cockpit waived.

23-72-01-52B	CDSS-Monitor
---------------------	---------------------

Ident.: MO-23-72-20801324.9001001 / 29 NOV 11

Applicable to: ALL

GENERAL INFORMATION

Flight crew are to adopt alternate company procedures for control of cockpit access as per Part A 10.1.3.3 using cockpit door spyhole and cabin interphone for visual and aural identification. The initial return flight to Hong Kong may be made with requirement for an additional person in the cockpit waived.

23-72-01-53B	CDSS-Camera
---------------------	--------------------

Ident.: MO-23-72-20801326.9001001 / 29 NOV 11

Applicable to: ALL

GENERAL INFORMATION

Flight crew are to adopt alternate company procedures for control of cockpit access as per Part A 10.1.3.3 using cockpit door spyhole and cabin interphone for visual and aural identification. The initial return flight to Hong Kong may be made with the requirement for an additional person in the cockpit waived.

23-72-01-54A	CDSS-Cabin Ready Function
---------------------	----------------------------------

Ident.: MO-23-72-20801325.9001001 / 29 NOV 11

Applicable to: ALL

GENERAL INFORMATION

Refer to Part A 8.3.13.2 Company Procedures for cabin ready notification.



DRAGONAIR

A320/A321


MINIMUM EQUIPMENT LIST

MEL OPERATIONAL PROCEDURES

23 - COMMUNICATIONS

23-72 - Cockpit Door Surveillance System (CDSS)

Intentionally left blank

 DRAGONAIR A320/A321 MINIMUM EQUIPMENT LIST	MEL OPERATIONAL PROCEDURES 23 - COMMUNICATIONS 23-73 - Cabin Intercommunication Data System 23-73-02 - DEU A
---	---

23-73-02-01A	Cabin DEU A
---------------------	--------------------

Ident.: MO-23-73-02-00009538.0001001 / 11 MAR 10

Applicable to: ALL

GENERAL INFORMATION

On the affected cabin area:

- general cabin illumination is set to full brightness,
- Passenger Call is not available,
- The (No Smoking/Fasten Seat Belt/No Portable Electric Device) Signs are not available.

IN FLIGHT

- **When return to seat is requested,**
or
When seat belts should be fasten,
or
When smoking is prohibited,
or
When portable electric device use is prohibited,

Use the passenger address system to alert cabin attendants and passengers.



DRAGONAIR

A320/A321

MINIMUM EQUIPMENT LIST


MEL OPERATIONAL PROCEDURES

23 - COMMUNICATIONS

23-73 - Cabin Intercommunication Data System

23-73-02 - DEU A

Intentionally left blank

 DRAGONAIR A320/A321 MINIMUM EQUIPMENT LIST	MEL OPERATIONAL PROCEDURES 23 - COMMUNICATIONS 23-73 - Cabin Intercommunication Data System 23-73-03 - DEU B
--	---

23-73-03-01A 23-73-03-01B	Cabin DEU B
--	--------------------

Ident.: MO-23-73-03-00009539.0001001 / 29 NOV 11
Applicable to: ALL

PRE-FLIGHT BRIEFING

- a. The FA1 is made aware that alternate normal and emergency procedures shall be established for the location of the affected handset and
- b. The FA1 identifies the affected handset location for the appropriate cabin crew member.



DRAGONAIR

A320/A321

MINIMUM EQUIPMENT LIST


MEL OPERATIONAL PROCEDURES

23 - COMMUNICATIONS

23-73 - Cabin Intercommunication Data System

23-73-03 - DEU B

Intentionally left blank

 DRAGONAIR A320/A321 MINIMUM EQUIPMENT LIST	MEL OPERATIONAL PROCEDURES 23 - COMMUNICATIONS 23-73 - Cabin Intercommunication Data System 23-73-05 - Cabin Loudspeaker
---	---

23-73-05-02A	Lavatory Loudspeaker
---------------------	-----------------------------

Ident.: MO-23-73-05-20801698.9001001 / 29 NOV 11

Applicable to: ALL

PRE-FLIGHT BRIEFING

The FA1 is made aware that alternate normal and emergency procedures shall be established to alert the passenger in the affected lavatory.



DRAGONAIR

A320/A321

MINIMUM EQUIPMENT LIST


MEL OPERATIONAL PROCEDURES

23 - COMMUNICATIONS

23-73 - Cabin Intercommunication Data System

23-73-05 - Cabin Loudspeaker

Intentionally left blank

 DRAGONAIR A320/A321 MINIMUM EQUIPMENT LIST	MEL OPERATIONAL PROCEDURES 23 - COMMUNICATIONS 23-73 - Cabin Intercommunication Data System 23-73-06 - Handset
---	---

23-73-06-02A	Cabin Handset
---------------------	----------------------

Ident.: MO-23-73-06-20801699.9001001 / 29 NOV 11

Applicable to: ALL

PRE-FLIGHT BRIEFING

- a. The FA1 is made aware that alternate normal and emergency procedures shall be established for the location of the affected handset and
- b. The FA1 identifies the affected handset location for the appropriate cabin crew member.



DRAGONAIR

A320/A321

MINIMUM EQUIPMENT LIST


MEL OPERATIONAL PROCEDURES

23 - COMMUNICATIONS

23-73 - Cabin Intercommunication Data System

23-73-06 - Handset

Intentionally left blank

 DRAGONAIR A320/A321 MINIMUM EQUIPMENT LIST	MEL OPERATIONAL PROCEDURES 23 - COMMUNICATIONS 23-73 - Cabin Intercommunication Data System 23-73-07 - Prerecorded Announcement and Music Reproducer (PRAM)
---	--

23-73-07-01A	Prerecorded Announcement and Music Reproducer (PRAM)
---------------------	---

Ident.: MO-23-73-07-20801700.9001001 / 29 NOV 11

Applicable to: ALL

PRE-FLIGHT BRIEFING

- a. The FA1 is made aware that alternate procedure shall be established to replace the pre-recorded announcements and
- b. Manual safety demonstration must be given if the auto demo is inoperative.



DRAGONAIR

A320/A321

MINIMUM EQUIPMENT LIST


MEL OPERATIONAL PROCEDURES

23 - COMMUNICATIONS

23-73 - Cabin Intercommunication Data System

23-73-07 - Prerecorded Announcement and Music Reproducer (PRAM)

Intentionally left blank

 <p>DRAGONAIR A320/A321 MINIMUM EQUIPMENT LIST</p>	<p>MEL OPERATIONAL PROCEDURES 23 - COMMUNICATIONS 23-74 - Cabin Crew Panel</p>
--	--

23-74-01A	FAP Display Unit
------------------	-------------------------

Ident.: MO-23-74-00008968.0001001 / 29 NOV 11

Applicable to: B-HSO, B-HSP, B-HSQ, B-HSR

GENERAL INFORMATION

The cabin lighting may be dimmed through the Additional Attendant Panel (AAP) (If available).

23-74-12A	CIDS Caution Light of the Forward Attendant Panel
------------------	--

Ident.: MO-23-74-00013898.0001001 / 29 NOV 11

Applicable to: B-HSD, B-HSE, B-HSG, B-HSI, B-HSJ, B-HSK, B-HSL, B-HSM, B-HSN

ON GROUND

- **If the DOOR PRESS LOW message is displayed on the PTP status page:**
Refer to Item 52-10-06 DOOR PRESS LOW/CHECK DOOR PRESSURE Message on the PTP/FAP
- **If the Passenger Door SLIDE PRESS LOW message is displayed on the PTP status page:**
Refer to Item 25-62-06 Passenger Door Slide Pressure Message on the PTP/FAP
- **If the Emergency Exit SLIDE PRESS LOW message is displayed on the PTP status page:**
Refer to Item 25-62-07 Overwing Emergency Exit Slide Pressure Message on the PTP/FAP


23-74-12A	CIDS Caution Light of the Forward Attendant Panel
------------------	--

Ident.: MO-23-74-00013898.0003001 / 29 NOV 11

Applicable to: B-HTD, B-HTE, B-HTF, B-HTG, B-HTH, B-HTI

ON GROUND

- **If the DOOR PRESS LOW message is displayed on the PTP status page:**
Refer to Item 52-10-06 DOOR PRESS LOW/CHECK DOOR PRESSURE Message on the PTP/FAP
- **If the Passenger Door SLIDE PRESS LOW message is displayed on the PTP status page:**
Refer to Item 25-62-06 Passenger Door Slide Pressure Message on the PTP/FAP


 DRAGONAIR A320/A321 MINIMUM EQUIPMENT LIST	MEL OPERATIONAL PROCEDURES 23 - COMMUNICATIONS 23-74 - Cabin Crew Panel
---	---

23-74-13A	Lighting Module of the Forward Attendant Panel
------------------	---

Ident.: MO-23-74-00013897.0001001 / 29 NOV 11
Applicable to: B-HSD, B-HSE, B-HSG, B-HSI, B-HSJ, B-HSK, B-HSL, B-HSM, B-HSN, B-HTD, B-HTE, B-HTF, B-HTG, B-HTH, B-HTI

GENERAL INFORMATION

The cabin lighting may be dimmed through the Additional Attendant Panel (AAP) (If available).

 <p>DRAGONAIR A320/A321 MINIMUM EQUIPMENT LIST</p>	<p>MEL OPERATIONAL PROCEDURES 24 - ELECTRICAL POWER 24-01 - Overhead Panels 24-01-01 - ELEC Overhead Panel</p>
--	--

24-01-01-07A	EXT PWR pb-sw AVAIL light
--------------	---------------------------

Ident.: MO-24-01-01-00008971.0001001 / 13 MAR 10

Applicable to: ALL

BEFORE PUSHBACK

Confirm the external power disconnection either on the ELEC SD page or with the ground crew.

PARKING

- **If the APU is not available:**
 - EXT PWR pb-sw..... ON
 - Confirm the external power connection either on the ELEC SD page or with the ground crew before engine shutdown.

24-01-01-09A	GALLEY pb-sw FAULT light
--------------	--------------------------

Ident.: MO-24-01-01-00008972.0001001 / 29 NOV 11

Applicable to: B-HSD, B-HSE, B-HSG, B-HSI, B-HTD, B-HTE, B-HTF

DURING COCKPIT PREPARATION

Check of the galley automatic load shed system:

- Supply the electrical network from the APU or the external power.
- GALLEY pb-swAUTO
- ELEC/GALLEY/GND/FLT/LOGIC (122VU S24) C/B Pull
- Check that a part of the operative galley equipment does not operate.
- ELEC/GALLEY/GND/FLT/LOGIC (122VU S24) C/B Push

24-01-01-09A	GALY & CAB pb-sw FAULT light
--------------	------------------------------

Ident.: MO-24-01-01-00008972.0002001 / 29 NOV 11

Applicable to: B-HSJ, B-HSK, B-HSL, B-HSM, B-HSN, B-HSO, B-HSP, B-HSQ, B-HSR, B-HTG, B-HTH, B-HTI

DURING COCKPIT PREPARATION

Check of the galley automatic load shed system:

- Supply the electrical network from the APU or the external power.
- GALY & CAB pb-swAUTO
- ELEC/GALY & CAB/GND/FLT/LOGIC (122VU S24) C/BPull
- Check that a part of the operative galley equipment does not operate.
- ELEC/GALY & CAB/GND/FLT/LOGIC (122VU S24) C/BPush



DRAGONAIR

A320/A321

MINIMUM EQUIPMENT LIST


MEL OPERATIONAL PROCEDURES

24 - ELECTRICAL POWER

24-01 - Overhead Panels

24-01-01 - ELEC Overhead Panel

Intentionally left blank

 <p>DRAGONAIR A320/A321 MINIMUM EQUIPMENT LIST</p>	<p>MEL OPERATIONAL PROCEDURES 24 - ELECTRICAL POWER 24-07 - Indications on the ELEC SD page</p>
--	---

24-07-01A	AC Generation Indications on the <u>ELEC</u> SD page
-----------	--

Ident.: MO-24-07-00008983.0001001 / 29 NOV 11
Applicable to: B-HSD, B-HSE, B-HSG, B-HSI, B-HTD, B-HTE, B-HTF

DURING COCKPIT PREPARATION

Check that GEN 1(2) pb-sw FAULT light is on (with the GEN 1(2) pb-sw in the on position).

Check of the galley automatic load shed system:

- Supply the electrical network from the APU or the external power.
- GALLEY pb-swAUTO
- ELEC/GALLEY/GND/FLT/LOGIC (122VU S24) C/B Pull
- Check that a part of the operative galley equipment does not operate.
- ELEC/GALLEY/GND/FLT/LOGIC (122VU S24) C/B Push

24-07-01A	AC Generation Indications on the <u>ELEC</u> SD page
-----------	--

Ident.: MO-24-07-00008983.0002001 / 29 NOV 11
Applicable to: B-HSJ, B-HSK, B-HSL, B-HSM, B-HSN, B-HSO, B-HSP, B-HSQ, B-HSR, B-HTG, B-HTH, B-HTI

DURING COCKPIT PREPARATION

Check that GEN 1(2) pb-sw FAULT light is on (with the GEN 1(2) pb-sw in the on position).

Check of the galley automatic load shed system:

- Supply the electrical network from the APU or the external power.
- GALY & CAB pb-swAUTO
- ELEC/GALY & CAB/GND/FLT/LOGIC (122VU S24) C/BPull
- Check that a part of the operative galley equipment does not operate.
- ELEC/GALY & CAB/GND/FLT/LOGIC (122VU S24) C/BPush



DRAGONAIR

A320/A321


MINIMUM EQUIPMENT LIST

MEL OPERATIONAL PROCEDURES

24 - ELECTRICAL POWER

24-07 - Indications on the ELEC SD page

Intentionally left blank

 <p>DRAGONAIR A320/A321 MINIMUM EQUIPMENT LIST</p>	<p>MEL OPERATIONAL PROCEDURES 24 - ELECTRICAL POWER 24-09 - ECAM Alerts</p>
--	---

24-09-01A	<u>ELEC AC ESS BUS SHED</u> Alert
------------------	--

Ident.: MO-24-09-00008984.0003001 / 18 MAR 10
Applicable to: ALL

GENERAL INFORMATION

When the ELEC AC ESS BUS SHED alert is displayed on the EWD:

- The AC ESS BUS SHED message may appear on the ELEC SD page,
- The CAPT AOA message may be displayed in the INOP SYS column on the STATUS SD page,
- The ELEC/AC BUS/8XP/MONG (49VU H11) C/B may trip.

DURING COCKPIT PREPARATION

COM/HF1 (49VU HA14) C/B..... Pull

Check of the AC ESS BUS SHED:

- Supply the electrical network from the APU or the external power.
- Check that the CAPT right DU is operative.

IN FLIGHT

- **If either the ANTI ICE F/O AOA alert or the ANTI ICE F/O PROBES alert is displayed on the EWD, and icing conditions cannot be avoided:**

- ADR 2 pb-sw..... OFF
- AIR DATA sw..... F/O 3

Note: If the ADR 2 pb-sw is set to OFF, takeoff in CONF 1+F is not permitted.

- **If either the ANTI ICE STBY AOA alert or the ANTI ICE STBY PROBES alert is displayed on the EWD, and icing conditions cannot be avoided:**

- ADR 3 pb-sw..... OFF



DRAGONAIR

A320/A321


MINIMUM EQUIPMENT LIST

MEL OPERATIONAL PROCEDURES

24 - ELECTRICAL POWER

24-09 - ECAM Alerts

Intentionally left blank

 DRAGONAIR A320/A321 MINIMUM EQUIPMENT LIST	MEL OPERATIONAL PROCEDURES 24 - ELECTRICAL POWER 24-22 - AC Main Generation
--	---

24-22-01A	AC Main Generation (IDG, GCU, Line Contactor)
------------------	--

Ident.: MO-24-22-00008973.0002001 / 29 NOV 11

Applicable to: B-HSD, B-HSE, B-HSG, B-HSI, B-HTD, B-HTE, B-HTF

FLIGHT PREPARATION/LIMITATIONS

Maximum landing capability is CAT 3 SINGLE.

APU fuel consumption with APU GEN pb-sw On:

FL	GND	200	250	300	335	390
KG/H	100	63	57	54	49	42

Note: When the External Power is disconnected, the IFE is lost until the APU supplies the electrical network.

DURING COCKPIT PREPARATION

- Check of the galley automatic load shed system:
- Supply the electrical network from the APU or the external power.
 - GALLEY pb-swAUTO
 - ELEC/GALLEY/GND/FLT/LOGIC (122VU S24) C/B Pull
 - Check that a part of the operative galley equipment does not operate.
 - ELEC/GALLEY/GND/FLT/LOGIC (122VU S24) C/B Push

AFTER ENGINE START

- Check that the electrical busses have power:
- APU MASTER SW pb-sw ON
 - APU GEN pb-sw On
 - GEN 1 pb-sw OFF
 - GEN 2 pb-sw OFF
 - On the ELEC SD page, check that all AC busses have power.
 - GEN pb-sw (operative)..... On
 - APU GEN pb-sw OFF
 - On the ELEC SD page, check that all AC busses have power.
 - APU GEN pb-sw On

Note: If necessary, the IDG may be disconnected.

CAUTION	For economical reason, the IDG should not operate for more than 50 flight hours in the disconnected mode.
----------------	---

Continued on the following page



DRAGONAIR

A320/A321
MINIMUM EQUIPMENT LIST

MEL OPERATIONAL PROCEDURES

24 - ELECTRICAL POWER

24-22 - AC Main Generation

Continued from the previous page

IN FLIGHT

- If the SMOKE/FUMES/AVNCS SMOKE QRH's procedure is applied

- If the GEN 1 is inoperative:

When the GEN 2 is set to OFF, the aircraft reverts to the ELEC EMER configuration.

Apply the ELEC EMER CONFIG procedure of the SMOKE/FUMES/AVNCS SMOKE QRH's procedure.

24-22-01A

AC Main Generation (IDG, GCU, Line Contactor)

Ident.: MO-24-22-00008973.0005001 / 29 NOV 11

Applicable to: B-HSJ

FLIGHT PREPARATION/LIMITATIONS

Maximum landing capability is CAT 3 SINGLE.

APU fuel consumption with APU GEN pb-sw On:

FL	GND	200	250	300	335	390
KG/H	100	63	57	54	49	42

Note: When the External Power is disconnected, the IFE is lost until the APU supplies the electrical network.

DURING COCKPIT PREPARATION

Check of the galley automatic load shed system:

- Supply the electrical network from the APU or the external power.
- GALY & CAB pb-swAUTO
- ELEC/GALY & CAB/GND/FLT/LOGIC (122VU S24) C/BPull
- Check that a part of the operative galley equipment does not operate.
- ELEC/GALY & CAB/GND/FLT/LOGIC (122VU S24) C/BPush

Continued on the following page

Continued from the previous page

AFTER ENGINE START

Check that the electrical busses have power:

- APU MASTER SW pb-sw ON
- APU GEN pb-sw On
- GEN 1 pb-sw OFF
- GEN 2 pb-sw OFF
- On the ELEC SD page, check that all AC busses have power.
- GEN pb-sw (operative)..... On
- APU GEN pb-sw OFF
- On the ELEC SD page, check that all AC busses have power.
- APU GEN pb-sw On

Note: If necessary, the IDG may be disconnected.

CAUTION	For economical reason, the IDG should not operate for more than 50 flight hours in the disconnected mode.
----------------	---

IN FLIGHT

- If the SMOKE/FUMES/AVNCS SMOKE QRH's procedure is applied
- If the GEN 1 is inoperative:

When the GEN 2 is set to OFF, the aircraft reverts to the ELEC EMER configuration.
Apply the ELEC EMER CONFIG procedure of the SMOKE/FUMES/AVNCS SMOKE QRH's procedure.

24-22-01A	AC Main Generation (IDG, GCU, Line Contactor)
Ident.: MO-24-22-00008973.0048001 / 29 NOV 11	
Applicable to: B-HSK, B-HSL, B-HSM, B-HSN, B-HSO, B-HSP, B-HSQ, B-HSR, B-HTG, B-HTH, B-HTI	

FLIGHT PREPARATION/LIMITATIONS

Maximum landing capability is CAT 3 SINGLE.

APU fuel consumption with APU GEN pb-sw On:

FL	GND	200	250	300	335	390
KG/H	100	63	57	54	49	42

Note: When the External Power is disconnected, the IFE is lost until the APU supplies the electrical network.

Continued on the following page

Continued from the previous page

DURING COCKPIT PREPARATION

Check of the galley automatic load shed system:

- Supply the electrical network from the APU or the external power.
- GALY & CAB pb-swAUTO
- ELEC/GALY & CAB/GND/FLT/LOGIC (122VU S24) C/BPull
- Check that a part of the operative galley equipment does not operate.
- ELEC/GALY & CAB/GND/FLT/LOGIC (122VU S24) C/BPush


AFTER ENGINE START

Check that the electrical busses have power:

- APU MASTER SW pb-sw ON
- APU GEN pb-sw On
- GEN 1 pb-sw OFF
- GEN 2 pb-sw OFF
- On the ELEC SD page, check that all AC busses have power.
- GEN pb-sw (operative)..... On
- APU GEN pb-sw OFF
- On the ELEC SD page, check that all AC busses have power.
- APU GEN pb-sw On

Note: *If necessary, the IDG may be disconnected.*

CAUTION	For economical reason, the IDG should not operate for more than 50 flight hours in the disconnected mode.
----------------	---

 DRAGONAIR A320/A321 MINIMUM EQUIPMENT LIST	MEL OPERATIONAL PROCEDURES 24 - ELECTRICAL POWER 24-25 - AC Essential Generation Switching
--	--

24-25-01A	Manual Transfer to the AC BUS 2 (ALTN Function)
------------------	--

Ident.: MO-24-25-00008974.0001001 / 11 MAR 10
Applicable to: ALL

DURING PRELIMINARY COCKPIT PREPARATION

On the ELEC SD page, check that the AC BUS 1 supplies the AC ESS BUS.

24-25-02A	Automatic Transfer to the AC BUS 2
------------------	---

Ident.: MO-24-25-00008976.0001001 / 29 NOV 11
Applicable to: ALL

DURING PRELIMINARY COCKPIT PREPARATION

On the ELEC SD page, check that the AC BUS 1 supplies the AC ESS BUS.



DRAGONAIR

A320/A321


MINIMUM EQUIPMENT LIST

MEL OPERATIONAL PROCEDURES

24 - ELECTRICAL POWER

24-25 - AC Essential Generation Switching

Intentionally left blank

 <p>DRAGONAIR A320/A321 MINIMUM EQUIPMENT LIST</p>	<p>MEL OPERATIONAL PROCEDURES 24 - ELECTRICAL POWER 24-26 - Galley and Commercial Supply System</p>
--	---

24-26-02B	GALY & CAB Manual Load Shed System (GALY & CAB pb-sw)
------------------	--

Ident.: MO-24-26-00008979.0002001 / 29 NOV 11
 Applicable to: B-HSK, B-HSL, B-HSM, B-HSN, B-HSO, B-HSP, B-HSQ, B-HSR, B-HTG, B-HTH, B-HTI

ON GROUND OR IN FLIGHT

- If the AVNCS SMOKE emergency procedure is applied or if the AVIONICS SMOKE alert is displayed on the EWD replace the action to set the GALY & CAB pb-sw to OFF by the following actions:
 - EMER EXIT LT selector.....As required
 - COMMERCIAL pb-sw.....OFF
- Note: When the COMMERCIAL pb-sw is set to OFF, the normal cabin lighting goes off. Minimum cabin lighting is recovered when the EMER EXIT LT selector is set to ON.*

24-26-03A	Commercial Supply System
------------------	---------------------------------

Ident.: MO-24-26-00008980.0001001 / 29 NOV 11
 Applicable to: B-HSK, B-HSL, B-HSM, B-HSN, B-HSO, B-HSP, B-HSQ, B-HSR, B-HTG, B-HTH, B-HTI

ON GROUND OR IN FLIGHT

- If the AVNCS SMOKE emergency procedure is applied or if the AVIONICS SMOKE alert is displayed on the EWD replace the action to set the COMMERCIAL pb-sw to OFF by the following actions:
 - BUS TIE pb..... OFF
 - GEN 2 pb-sw..... OFF
- The F/O PFDU, the F/O NDU, and the ECAM lower display are lost.
- If the smoke persists:
 - GEN 2 pb-sw..... On
When the GEN 2 pb-sw is set to on, all the electrical busses are recovered but the TR 2 remains inoperative
 - BUS TIE pb..... AUTO

Before the landing gear extension:

- GEN 2 pb-sw..... On
When the GEN 2 pb-sw is set to on, all the electrical busses are recovered but the TR 2 remains inoperative
- BUS TIE pb.....AUTO



DRAGONAIR

A320/A321


MINIMUM EQUIPMENT LIST

MEL OPERATIONAL PROCEDURES

24 - ELECTRICAL POWER

24-26 - Galley and Commercial Supply System

Intentionally left blank

 <p>DRAGONAIR A320/A321 MINIMUM EQUIPMENT LIST</p>	<p>MEL OPERATIONAL PROCEDURES 24 - ELECTRICAL POWER 24-32 - DC Main Generation (TR 1, TR 2)</p>
--	---

24-32-01A	DC Main Generation (TR 1 inoperative)
------------------	--

Ident.: MO-24-32-00008981.0001001 / 11 MAR 10

Applicable to: ALL

FLIGHT PREPARATION/LIMITATIONS

Maximum landing capability is CAT 3 SINGLE.

DURING PRELIMINARY COCKPIT PREPARATION

TR 1/CNTOR/SPLY (125VU CF01) C/B.....Pull

On the ELEC SD page, check that the TR 2 and the ESS TR voltages are both equal to or above 27 V.

On the battery voltage indicator, check that the BAT 1 and the BAT 2 voltages are both equal to or above 25.5 V.

The batteries must be set to OFF during this check.

24-32-01B	DC Main Generation (TR 2 inoperative)
------------------	--

Ident.: MO-24-32-00009495.0001001 / 29 NOV 11

Applicable to: ALL

FLIGHT PREPARATION/LIMITATIONS

Maximum landing capability is CAT 3 SINGLE.

DURING PRELIMINARY COCKPIT PREPARATION

TR 2/CNTOR/SPLY (124VU BC01) C/B..... Pull

On the ELEC SD page, check that the TR 1and the ESS TR voltages are both equal to or above 27 V.

On the battery voltage indicator, check that the BAT 1 and the BAT 2 voltages are both equal to or above 25.5 V.

The batteries must be set to OFF during this check.

AC ESS FEED pb-sw.....ALTN

IN FLIGHT

● In the case of failure of the AC BUS 2, all DUs are lost. In this case:

AC ESS FEED pb-sw.....Norm

● In the case of failure of the AC BUS 1:

RAT MAN ON pb-sw (on HYD overhead panel)..... Set



DRAGONAIR

A320/A321


MINIMUM EQUIPMENT LIST

MEL OPERATIONAL PROCEDURES

24 - ELECTRICAL POWER

24-32 - DC Main Generation (TR 1, TR 2)

Intentionally left blank

 <p>DRAGONAIR A320/A321 MINIMUM EQUIPMENT LIST</p>	<p>MEL OPERATIONAL PROCEDURES 24 - ELECTRICAL POWER 24-38 - DC Battery Generation</p>
--	---

24-38-02A	Battery Charger Limiter (BCL)
-----------	-------------------------------

Ident.: MO-24-38-00008982.0001001 / 29 NOV 11
Applicable to: ALL

FLIGHT PREPARATION/LIMITATIONS

- Do not use the APU.
- Use a ground power unit to start the engines on ground.*

DURING PRELIMINARY COCKPIT PREPARATION

- If BAT 1 is affected:**
BAT 1 pb-sw..... OFF
- If BAT 2 is affected:**
BAT 2 pb-sw..... OFF



DRAGONAIR

A320/A321


MINIMUM EQUIPMENT LIST

MEL OPERATIONAL PROCEDURES

24 - ELECTRICAL POWER

24-38 - DC Battery Generation

Intentionally left blank

 DRAGONAIR A320/A321 MINIMUM EQUIPMENT LIST	MEL OPERATIONAL PROCEDURES 25 - EQUIPMENT/FURNISHINGS 25-07 - Indications on the DOOR/OXY SD page
--	---

25-07-01A	Passenger Door Slide Permanently Indicated Armed
------------------	---

Ident.: MO-25-07-20801961.9001001 / 29 NOV 11

Applicable to: B-HSD, B-HSE, B-HSG, B-HSI, B-HSJ, B-HSK, B-HSL, B-HSM, B-HSN, B-HSO, B-HSP, B-HSQ, B-HSR

ON GROUND

Cabin crew must confirm before each flight that the associated slide is armed.

25-07-01A	Cabin Passenger Door/Emergency Exit Slide Permanently Indicated Armed
------------------	--

Ident.: MO-25-07-20801961.9001002 / 29 NOV 11

Applicable to: B-HTD, B-HTE, B-HTF, B-HTG, B-HTH, B-HTI

ON GROUND

Cabin crew must confirm before each flight that the associated slide is armed.

25-07-02A	Passenger Door Slide Permanently Indicated Not Armed
------------------	---

Ident.: MO-25-07-20801962.9001001 / 29 NOV 11

Applicable to: B-HSD, B-HSE, B-HSG, B-HSI, B-HSJ, B-HSK, B-HSL, B-HSM, B-HSN, B-HSO, B-HSP, B-HSQ, B-HSR

ON GROUND

Cabin crew must confirm before each flight that the associated slide is armed.

25-07-02A	Cabin Passenger Door/Emergency Exit Slide Permanently Indicated Not Armed
------------------	--

Ident.: MO-25-07-20801962.9001002 / 29 NOV 11

Applicable to: B-HTD, B-HTE, B-HTF, B-HTG, B-HTH, B-HTI

ON GROUND

Cabin crew must confirm before each flight that the associated slide is armed.



DRAGONAIR

A320/A321


MINIMUM EQUIPMENT LIST

MEL OPERATIONAL PROCEDURES

25 - EQUIPMENT/FURNISHINGS

25-07 - Indications on the DOOR/OXY SD page

Intentionally left blank

 DRAGONAIR A320/A321 MINIMUM EQUIPMENT LIST	MEL OPERATIONAL PROCEDURES 25 - EQUIPMENT/FURNISHINGS 25-11 - Pilot Seats
---	---

25-11-07A	Pilot Seat Fifth Strap
------------------	-------------------------------

Ident.: MO-25-11-20802037.9001001 / 29 NOV 11

Applicable to: ALL

DURING FLIGHT

To cope with any potential turbulence situation:

The crewmember of the affected seat must tightly fasten the operative harness straps.



DRAGONAIR

A320/A321


MINIMUM EQUIPMENT LIST

MEL OPERATIONAL PROCEDURES

25 - EQUIPMENT/FURNISHINGS

25-11 - Pilot Seats

Intentionally left blank

 DRAGONAIR A320/A321 MINIMUM EQUIPMENT LIST	MEL OPERATIONAL PROCEDURES 25 - EQUIPMENT/FURNISHINGS 25-12 - Third and Fourth Occupant Seats
---	---

25-12-04A	Third Occupant Seat Fifth Strap
------------------	--

Ident.: MO-25-12-20802038.9001001 / 29 NOV 11

Applicable to: ALL

DURING FLIGHT

To cope with any potential turbulence situation:

The third occupant must tightly fasten the operative harness straps.

25-12-08A	Fourth Occupant Seat Fifth Strap
------------------	---

Ident.: MO-25-12-20802039.9001001 / 29 NOV 11

Applicable to: ALL

DURING FLIGHT

To cope with any potential turbulence situation:

The fourth occupant must tightly fasten the operative harness straps.



DRAGONAIR

A320/A321


MINIMUM EQUIPMENT LIST

MEL OPERATIONAL PROCEDURES

25 - EQUIPMENT/FURNISHINGS

25-12 - Third and Fourth Occupant Seats

Intentionally left blank

 DRAGONAIR A320/A321 MINIMUM EQUIPMENT LIST	MEL OPERATIONAL PROCEDURES 25 - EQUIPMENT/FURNISHINGS 25-20 - Cabin Seats
--	---

25-20-03B	Cabin Attendant Seat
------------------	-----------------------------

Ident.: MO-25-20-00009017.0001001 / 29 NOV 11
Applicable to: ALL

FLIGHT PREPARATION/LIMITATIONS

Refer to Operations Manual Vol 7.5.1 Inoperative Cabin Attendant Seats for Cabin Crew Procedures.



DRAGONAIR

A320/A321


MINIMUM EQUIPMENT LIST

MEL OPERATIONAL PROCEDURES

25 - EQUIPMENT/FURNISHINGS

25-20 - Cabin Seats

Intentionally left blank

 DRAGONAIR A320/A321 MINIMUM EQUIPMENT LIST	MEL OPERATIONAL PROCEDURES 25 - EQUIPMENT/FURNISHINGS 25-35 - Galley Equipment
---	--

25-35-01A	Galley Waste Compartment Flapper Door
------------------	--

Ident.: MO-25-35-20801725.9001002 / 29 NOV 11

Applicable to: ALL

PRE-FLIGHT BRIEFING

Ensure that the FA1 is aware to check that sufficient galley waste receptacles are available to accommodate all waste that may be generated on a flight.



DRAGONAIR

A320/A321


MINIMUM EQUIPMENT LIST

MEL OPERATIONAL PROCEDURES

25 - EQUIPMENT/FURNISHINGS

25-35 - Galley Equipment

Intentionally left blank

 DRAGONAIR A320/A321 MINIMUM EQUIPMENT LIST	MEL OPERATIONAL PROCEDURES 25 - EQUIPMENT/FURNISHINGS 25-40 - Lavatories
---	--

25-40-01A	Toilet Waste Compartment Flapper Door
------------------	--

Ident.: MO-25-40-00009019.9001001 / 29 NOV 11

Applicable to: ALL

PRE-FLIGHT BRIEFING

Ensure that the FA1 is aware to check that sufficient galley waste receptacles are available to accommodate all waste that may be generated on a flight.



DRAGONAIR

A320/A321


MINIMUM EQUIPMENT LIST

MEL OPERATIONAL PROCEDURES

25 - EQUIPMENT/FURNISHINGS

25-40 - Lavatories

Intentionally left blank

 DRAGONAIR A320/A321 MINIMUM EQUIPMENT LIST	MEL OPERATIONAL PROCEDURES 25 - EQUIPMENT/FURNISHINGS 25-63 - Evacuation Signaling Equipment
---	--

25-63-01A	Emergency Evacuation Signaling System (COMMAND pb-sw, HORN SHUT OFF pb, CAPT&PURS and CAPT sw)
------------------	---

Ident.: MO-25-63-00009020.0001001 / 29 NOV 11

Applicable to: ALL

GENERAL INFORMATION

If necessary, the information will be given through the passenger address system or the cabin interphone system.



DRAGONAIR

A320/A321


MINIMUM EQUIPMENT LIST

MEL OPERATIONAL PROCEDURES

25 - EQUIPMENT/FURNISHINGS

25-63 - Evacuation Signaling Equipment

Intentionally left blank

 <p>DRAGONAIR A320/A321 MINIMUM EQUIPMENT LIST</p>	<p>MEL OPERATIONAL PROCEDURES 26 - FIRE PROTECTION 26-15 - Avionics Compartment Smoke Detection</p>
--	---

26-15-01A	Avionics Smoke Detection System
------------------	--

Ident.: MO-26-15-00009025.0001001 / 29 NOV 11

Applicable to: ALL

ON GROUND OR IN FLIGHT

Disregard the BLOWER pb-sw FAULT light and the CAB FANS pb-sw FAULT light illuminated on the VENTILATION overhead panel.

IN FLIGHT

● **In the case of an electrical smoke:**

Apply the AVNCS SMOKE emergency procedure. *Refer to QRH/ABN-26-Fire Protection-A.SMOKE/FUMES/AVNCS SMOKE.*



DRAGONAIR

A320/A321

MINIMUM EQUIPMENT LIST

MEL OPERATIONAL PROCEDURES

26 - FIRE PROTECTION

26-15 - Avionics Compartment Smoke Detection

Intentionally left blank

 DRAGONAIR A320/A321 MINIMUM EQUIPMENT LIST	MEL OPERATIONAL PROCEDURES 26 - FIRE PROTECTION 26-17 - Lavatory Smoke Detection
---	--

26-17-01A 26-17-01B	Lavatory Smoke Detection System
--------------------------------------	--

Ident.: MO-26-17-00009028.0001001 / 29 NOV 11
Applicable to: ALL

FLIGHT PREPARATION/LIMITATIONS

Refer to Operations Manual Volume 7.3.1 (Fire and Smoke Protection).



DRAGONAIR

A320/A321

MINIMUM EQUIPMENT LIST

MEL OPERATIONAL PROCEDURES

26 - FIRE PROTECTION

26-17 - Lavatory Smoke Detection

Intentionally left blank

 <p>DRAGONAIR A320/A321 MINIMUM EQUIPMENT LIST</p>	<p>MEL OPERATIONAL PROCEDURES 26 - FIRE PROTECTION 26-25 - Lavatory Fire Extinguishing</p>
--	--

26-25-01A	Lavatory Waste Bin Fire Extinguishing System
------------------	---

Ident.: MO-26-25-20801703.9001001 / 29 NOV 11
Applicable to: ALL

FLIGHT PREPARATION/LIMITATIONS
Refer to Operations Manual Volume 7.3.1 (Fire and Smoke Protection).



DRAGONAIR

A320/A321

MINIMUM EQUIPMENT LIST

MEL OPERATIONAL PROCEDURES

26 - FIRE PROTECTION

26-25 - Lavatory Fire Extinguishing

Intentionally left blank

Ident.: MO-27-07-00009073.0001001 / 17 SEP 10

Applicable to: ALL

DURING COCKPIT PREPARATION

- Note: *If the Yellow Electric Pump is not available:*
- Pressurize the Yellow Hydraulic System with:
 - A Ground cart, or with
 - The Yellow Engine 2 Pump with the Engine 2 running.
 - Replace any action on the YELLOW ELEC PUMP pb-sw by a similar action on the Ground Cart or on the YELLOW ENG 2 PUMP pb-sw in the following procedure.

Check of the aileron control through the ELACs:

Put the aircraft in the test configuration:

- YELLOW ELEC PUMP pb-sw..... ON
- PTU pb-sw.....AUTO
- BLUE ELEC PUMP pb-sw..... AUTO
- BLUE PUMP OVRD pb..... ON
- ELAC 1 pb-sw..... On
- ELAC 2 pb-sw..... On

Check of the aileron control through the ELAC 1:

- Move the CAPT stick from right stop to left stop.
- Visually check the full travel of the ailerons.

CAUTION	If the expected aileron movement does not occur, do not attempt any reset. Contact the maintenance.
----------------	--

Check of the aileron control through the ELAC 2:

- ELAC 1 pb-sw..... OFF
- Move the CAPT stick from right stop to left stop, then from forward stop to aft stop.
- Visually check the full travel of the ailerons.

CAUTION	If the expected aileron movement does not occur, do not attempt any reset. Contact the maintenance.
----------------	--

Return to normal configuration:

Continued on the following page

- Continued from the previous page
- YELLOW ELEC PUMP pb-sw..... Off
 - BLUE PUMP OVRD pb-sw..... Off
 - ELAC 1 pb-sw..... On

27-07-04A	Elevator Position Indication on the F/CTL SD page
------------------	--

Ident.: MO-27-07-00009074.0001001 / 17 SEP 10


Applicable to: ALL

DURING COCKPIT PREPARATION

- Note: *If the Yellow Electric Pump is not available:*
- Pressurize the Yellow Hydraulic System with:
 - A Ground cart, or with
 - The Yellow Engine 2 Pump with the Engine 2 running.
 - Replace any action on the YELLOW ELEC PUMP pb-sw by a similar action on the Ground Cart or on the YELLOW ENG 2 PUMP pb-sw in the following procedure.

Check of the elevator control:

- YELLOW ELEC PUMP pb-sw..... ON
- PTU pb-sw.....AUTO
- BLUE ELEC PUMP pb-sw..... AUTO
- BLUE PUMP OVRD pb..... ON
- Establish communication with the ground crew.
- Move the CAPT or the F/O stick to the maximum nose down position.
- Visually check that both elevators move down.
- Move the CAPT or the F/O stick to the maximum nose up position.
- Visually check that both elevators move up.
- Move the CAPT or the F/O stick to the neutral position.
- Visually check that both elevators go back to the neutral position.
- YELLOW ELEC PUMP pb-sw..... Off
- BLUE PUMP OVRD pb-sw..... Off

 <p>DRAGONAIR A320/A321 MINIMUM EQUIPMENT LIST</p>	<p align="center">MEL OPERATIONAL PROCEDURES 27 - FLIGHT CONTROLS 27-07 - Indications on SD pages</p>
--	---

27-07-05A	Pitch Trim Position Indication on the F/CTL SD page
------------------	--

Ident.: MO-27-07-00009075.0001001 / 17 SEP 10

Applicable to: ALL

DURING COCKPIT PREPARATION

- Note: *If the Yellow Electric Pump is not available:*
- Pressurize the Yellow Hydraulic System with:
 - A Ground cart, or with
 - The Yellow Engine 2 Pump with the Engine 2 running.
 - Replace any action on the YELLOW ELEC PUMP pb-sw by a similar action on the Ground Cart or on the YELLOW ENG 2 PUMP pb-sw in the following procedure.

Check of the stabilizer control:

- YELLOW ELEC PUMP pb-sw..... ON
- Establish communication with the ground crew.
- Move the pitch trim handwheel to the full DN position.
- Visually check that the stabilizer moves to the full down position.
- Move the pitch trim handwheel to the full UP position.
- Visually check that the stabilizer moves to the full up position.
- Move the pitch trim handwheel to the required position.
- YELLOW ELEC PUMP pb-sw..... Off

27-07-06A	Rudder Position Indication on the F/CTL SD page
------------------	--

Ident.: MO-27-07-00009076.0001001 / 29 NOV 11

Applicable to: ALL

DURING COCKPIT PREPARATION

- Note: *If the Yellow Electric Pump is not available:*
- Pressurize the Yellow Hydraulic System with:
 - A Ground cart, or with
 - The Yellow Engine 2 Pump with the Engine 2 running.
 - Replace any action on the YELLOW ELEC PUMP pb-sw by a similar action on the Ground Cart or on the YELLOW ENG 2 PUMP pb-sw in the following procedure.

Continued on the following page

Continued from the previous page

Check of the rudder control:

- Establish communication with the ground crew.
- YELLOW ELEC PUMP pb-sw ON
- On the CAPT or the F/O side, apply left rudder.
- Visually check that the rudder moves to the left.
- On the CAPT or the F/O side, apply right rudder.
- Visually check that the rudder moves to the right.
- On the CAPT or the F/O side, release the pedals.
- Visually check that the rudder moves to the neutral position.
- YELLOW ELEC PUMP pb-sw Off

27-07-11A	Spoilers/Speedbrakes Indication on the F/CTL SD page
------------------	---

Ident.: MO-27-07-00009077.0001001 / 17 SEP 10

Applicable to: ALL

DURING COCKPIT PREPARATION

- Note: *If the Yellow Electric Pump is not available:*
- Pressurize the Yellow Hydraulic System with:
 - A Ground cart, or with
 - The Yellow Engine 2 Pump with the Engine 2 running.
 - Replace any action on the YELLOW ELEC PUMP pb-sw by a similar action on the Ground Cart or on the YELLOW ENG 2 PUMP pb-sw in the following procedure.

● **If surface 1 indication is inoperative:**

CAUTION	The aircraft must be stopped during the check.
----------------	--

- YELLOW ELEC PUMP pb-sw..... ON
 - PTU pb-sw..... AUTO
 - SPEEDBRAKES lever..... FULL
 - Visually check that surface 1 slightly extends (approximately 6°).
 - YELLOW ELEC PUMP pb-sw..... Off
- **If surface 3 indication is inoperative:**
- BLUE ELEC PUMP pb-sw..... AUTO
 - BLUE PUMP OVRD pb-sw..... ON
 - Move the stick from left stop to right stop.
 - Visually check the correct movement of surface 3.
 - BLUE PUMP OVRD pb-sw..... Off

Continued on the following page

Continued from the previous page

- **If surface 2, 4, or 5 indication is inoperative:**
 - YELLOW ELEC PUMP pb-sw.....ON
 - PTU pb-sw..... AUTO
 - Move the stick from left stop to right stop and visually check the correct movement of surfaces 2, 4 and 5.
 - YELLOW ELEC PUMP pb-sw..... Off

27-07-12A	Spoilers/Speedbrakes Indication on the <u>WHEEL</u> SD page
Ident.: MO-27-07-00009078.0001001 / 17 SEP 10 Applicable to: ALL	

DURING COCKPIT PREPARATION

- Note: *If the Yellow Electric Pump is not available:*
- Pressurize the Yellow Hydraulic System with:
 - A Ground cart, or with
 - The Yellow Engine 2 Pump with the Engine 2 running.
 - Replace any action on the YELLOW ELEC PUMP pb-sw by a similar action on the Ground Cart or on the YELLOW ENG 2 PUMP pb-sw in the following procedure.

- **If surface 1 indication is inoperative:**

CAUTION	The aircraft must be stopped during the check.
----------------	--

- YELLOW ELEC PUMP pb-sw.....ON
 - PTU pb-sw..... AUTO
 - SPEEDBRAKES lever.....FULL
 - Visually check that surface 1 slightly extends (approximately 6°).
 - YELLOW ELEC PUMP pb-sw..... Off
-
- **If surface 3 indication is inoperative:**
 - BLUE ELEC PUMP pb-sw.....AUTO
 - BLUE PUMP OVRD pb-sw..... ON
 - Move the stick from left stop to right stop.
 - Visually check the correct movement of surface 3.
 - BLUE PUMP OVRD pb-sw.....Off

Continued on the following page



DRAGONAIR

A320/A321

MINIMUM EQUIPMENT LIST

MEL OPERATIONAL PROCEDURES


27 - FLIGHT CONTROLS

27-07 - Indications on SD pages

Continued from the previous page

● **If surface 2, 4, or 5 indication is inoperative:**

- YELLOW ELEC PUMP pb-sw.....ON
- PTU pb-sw..... AUTO
- Move the stick from left stop to right stop and visually check the correct movement of surfaces 2, 4 and 5.
- YELLOW ELEC PUMP pb-sw..... Off

 <p>DRAGONAIR A320/A321 MINIMUM EQUIPMENT LIST</p>	<p>MEL OPERATIONAL PROCEDURES 27 - FLIGHT CONTROLS 27-14 - Aileron and Hydraulic Actuation</p>
--	--

27-14-01A	Left Aileron Blue Servo-Control (Controlled by ELAC 1)
------------------	---

Ident.: MO-27-14-20802046.9001001 / 29 NOV 11

Applicable to: ALL

DURING COCKPIT PREPARATION

Check that DC TIE contactor 1 is closed:

- Supply the electrical network from the APU or the external power.
- On the ELEC SD page, check the link between the DC BUS 1 and the DC BAT BUS.

27-14-03A	Right Aileron Green Servo-Control (Controlled by ELAC 1)
------------------	---

Ident.: MO-27-14-20802047.9001001 / 29 NOV 11

Applicable to: ALL

DURING COCKPIT PREPARATION

Check that DC TIE contactor 1 is closed:

- Supply the electrical network from the APU or the external power.
- On the ELEC SD page, check the link between the DC BUS 1 and the DC BAT BUS.



DRAGONAIR

A320/A321


MINIMUM EQUIPMENT LIST

MEL OPERATIONAL PROCEDURES

27 - FLIGHT CONTROLS

27-14 - Aileron and Hydraulic Actuation

Intentionally left blank

 DRAGONAIR A320/A321 MINIMUM EQUIPMENT LIST	MEL OPERATIONAL PROCEDURES 27 - FLIGHT CONTROLS 27-21 - Rudder Mechanical Control
---	---

27-21-01A	Rudder Pedal Adjustment System
------------------	---------------------------------------

Ident.: MO-27-21-00009040.0001001 / 20 MAR 10

Applicable to: ALL

DURING COCKPIT PREPARATION

Simultaneously apply loads on both pedals (in rudder control movement direction) to make sure that the secured position is reached. For that purpose, the effort shall be equivalent to a full rudder deflection.



DRAGONAIR

A320/A321


MINIMUM EQUIPMENT LIST

MEL OPERATIONAL PROCEDURES

27 - FLIGHT CONTROLS

27-21 - Rudder Mechanical Control

Intentionally left blank

 DRAGONAIR A320/A321 MINIMUM EQUIPMENT LIST	MEL OPERATIONAL PROCEDURES 27 - FLIGHT CONTROLS 27-22 - Rudder Trim Actuation
---	---

27-22-01A 27-22-01B	Rudder Trim System
--------------------------------------	---------------------------

Ident.: MO-27-22-00009043.0001001 / 11 MAR 10

Applicable to: ALL

FLIGHT PREPARATION/LIMITATIONS

Maximum landing capability is CAT 3 SINGLE.



DRAGONAIR

A320/A321

MINIMUM EQUIPMENT LIST

MEL OPERATIONAL PROCEDURES

27 - FLIGHT CONTROLS

27-22 - Rudder Trim Actuation

Intentionally left blank

 DRAGONAIR A320/A321 MINIMUM EQUIPMENT LIST	MEL OPERATIONAL PROCEDURES 27 - FLIGHT CONTROLS 27-40 - Trimmable Horizontal Stabilizer (THS)
--	---

27-40-02B	Stabilizer Actuator Electric Motor
------------------	---

Ident.: MO-27-40-20801510.9001001 / 29 NOV 11
Applicable to: ALL

FLIGHT PREPARATION/LIMITATIONS

Maximum landing capability is CAT 3 SINGLE.



DRAGONAIR

A320/A321


MINIMUM EQUIPMENT LIST

MEL OPERATIONAL PROCEDURES

27 - FLIGHT CONTROLS

27-40 - Trimmable Horizontal Stabilizer (THS)

Intentionally left blank

 <p>DRAGONAIR A320/A321 MINIMUM EQUIPMENT LIST</p>	<p>MEL OPERATIONAL PROCEDURES 27 - FLIGHT CONTROLS 27-51 - Flaps Electrical Control and Monitoring</p>
--	--

27-51-01A	SFCC Flap Channel
------------------	--------------------------

Ident.: MO-27-51-00009044.0001001 / 11 MAR 10

Applicable to: ALL

GENERAL INFORMATION

ENG 2 APPR IDLE ONLY message is displayed on the STATUS SD page.

FLAPS SLOW message is displayed on the STATUS SD page.

DURING COCKPIT PREPARATION

Disregard and clear the F/CTL FLAP SYS 2 FAULT alert displayed on the EWD.

27-51-02A	SFCC Slat Channel
------------------	--------------------------

Ident.: MO-27-51-00009045.0001001 / 29 NOV 11

Applicable to: ALL

GENERAL INFORMATION

SLATS SLOW message is displayed on the STATUS SD page.

Note: Takeoff in CONF 1 + F is not allowed.

DURING COCKPIT PREPARATION

Disregard and clear the F/CTL SLAT SYS 2 FAULT alert displayed on the EWD.



DRAGONAIR

A320/A321


MINIMUM EQUIPMENT LIST

MEL OPERATIONAL PROCEDURES

27 - FLIGHT CONTROLS

27-51 - Flaps Electrical Control and Monitoring

Intentionally left blank

 <p>DRAGONAIR A320/A321 MINIMUM EQUIPMENT LIST</p>	<p align="center">MEL OPERATIONAL PROCEDURES 27 - FLIGHT CONTROLS 27-64 - Spoiler Hydraulic Actuation</p>
--	---

27-64-01A	Spoiler 5
------------------	------------------

Ident.: MO-27-64-00009046.0001001 / 12 MAR 10

Applicable to: ALL

AFTER ENGINE START

On the HYD SD page, check the absence of amber data.

Note: No performance penalty applies when the pair of spoilers 5 is inoperative.

27-64-02A	Spoiler 1 or 3
------------------	-----------------------

Ident.: MO-27-64-00009048.0013001 / 29 NOV 11

Applicable to: ALL

FLIGHT PREPARATION/LIMITATIONS

After engines start, check on ECAM HYD SD page the absence of amber data.

Performance penalty with one pair of ground spoilers inoperative:

Takeoff performance:

Input ACARS RTOW MEL code: 27-64-02A

Landing performance:

Input ACARS LANDING FAIL CODE : F/CTL01

or

Multiply the required landing distance by 1.10.

27-64-03A	Spoiler 2 or 4
------------------	-----------------------

Ident.: MO-27-64-00009051.0001001 / 29 NOV 11

Applicable to: ALL

FLIGHT PREPARATION/LIMITATIONS

After engines start, check on ECAM HYD SD page the absence of amber data.

Performance penalty with one pair of ground spoilers inoperative:

Takeoff performance:

Input ACARS RTOW MEL code: 27-64-03A

Landing performance:

Input ACARS LANDING FAIL CODE : F/CTL01

Continued on the following page



DRAGONAIR

A320/A321
MINIMUM EQUIPMENT LIST

MEL OPERATIONAL PROCEDURES

27 - FLIGHT CONTROLS

27-64 - Spoiler Hydraulic Actuation

Continued from the previous page

or

Multiply the required landing distance by 1.10.

27-64-04A

Spoilers 1 and 2

Ident.: MO-27-64-00009055.0003001 / 29 NOV 11

Applicable to: B-HTD, B-HTE, B-HTF, B-HTG, B-HTH, B-HTI

FLIGHT PREPARATION/LIMITATIONS

- SEC 3..... OFF
- FLIGHT CONTROLS/SEC3/SPLY (121VU Q19) C/B PULL

Performance penalty with two pairs of ground spoiler inoperative:

Takeoff performance:

Input ACARS RTOW MEL code: 27-64-04A

Landing performance:

Input ACARS LANDING FAIL CODE : F/CTL02

or

Multiply the required landing distance by 1.10.

In flight:

● In the case of further failure of SEC 1 and SEC 2:

- AUTOLAND IS NOT ALLOWED.
- DISENGAGE AP at 500 ft RA before landing in DIRECT LAW.

Note: As soon as AP is disengaged when the three SECs are failed, it cannot be engaged again.

- Maximum landing capability is CAT 1

27-64-04A

Spoilers 1 and 2


Ident.: MO-27-64-00009055.0024001 / 29 NOV 11

Applicable to: B-HSD, B-HSE, B-HSG, B-HSI, B-HSJ, B-HSK, B-HSL, B-HSM, B-HSN, B-HSO, B-HSP, B-HSQ, B-HSR

FLIGHT PREPARATION/LIMITATIONS

- SEC 3..... OFF
- FLIGHT CONTROLS/SEC3/SPLY (121VU Q19) C/B PULL

Continued on the following page

 <p>DRAGONAIR A320/A321 MINIMUM EQUIPMENT LIST</p>	<p align="center">MEL OPERATIONAL PROCEDURES 27 - FLIGHT CONTROLS 27-64 - Spoiler Hydraulic Actuation</p>
--	---

Continued from the previous page

Performance penalty with two pairs of ground spoiler inoperative:

Takeoff performance:

Input ACARS RTOW MEL code: 27-64-04A

Landing performance:

Input ACARS LANDING FAIL CODE : F/CTL02

or

Multiply the required landing distance by 1.05.

In flight:

● **In the case of further failure of SEC 1 and SEC 2:**

- AUTOLAND IS NOT ALLOWED.
- DISENGAGE AP at 500 ft RA before landing in DIRECT LAW.

Note: As soon as AP is disengaged when the three SECs are failed, it cannot be engaged again.

- Maximum landing capability is CAT 1

27-64-05A	Spoilers 3 and 4
------------------	-------------------------

Ident.: MO-27-64-00009058.0001001 / 29 NOV 11

Applicable to: B-HTD, B-HTE, B-HTF, B-HTG, B-HTH, B-HTI

FLIGHT PREPARATION/LIMITATIONS

DO NOT USE SPD BRK.

Takeoff performance:

Input ACARS RTOW MEL code: 27-64-05A

Landing performance:

Input ACARS LANDING FAIL CODE : F/CTL02

or

Multiply the required landing distance by 1.10.

For DC TIE contactor 1 operation:

Check on ECAM ELEC SD page for the green link between DC BUS1 and DC BATBUS.



DRAGONAIR

A320/A321
MINIMUM EQUIPMENT LIST

MEL OPERATIONAL PROCEDURES

27 - FLIGHT CONTROLS

27-64 - Spoiler Hydraulic Actuation

27-64-05A

Spoilers 3 and 4

Ident.: MO-27-64-00009058.9001002 / 29 NOV 11

Applicable to: B-HSD, B-HSE, B-HSG, B-HSI, B-HSJ, B-HSK, B-HSL, B-HSM, B-HSN, B-HSO, B-HSP

FLIGHT PREPARATION/LIMITATIONS

DO NOT USE SPD BRK.

Takeoff performance:

Input ACARS RTOW MEL code: 27-64-05A

Landing performance:


Input ACARS LANDING FAIL CODE : F/CTL02

or

Multiply the required landing distance by 1.05.

For DC TIE contactor 1 operation:

Check on ECAM ELEC SD page for the green link between DC BUS1 and DC BATBUS.

 <p>DRAGONAIR A320/A321 MINIMUM EQUIPMENT LIST</p>	<p>MEL OPERATIONAL PROCEDURES 27 - FLIGHT CONTROLS 27-92 - Electrical Flight Control System (EFCS) Control Inputs and Power Supply</p>
--	--

27-92-01A	Speedbrake Control System (speedbrake control system inoperative)
------------------	--

Ident.: MO-27-92-00009063.0001001 / 29 NOV 11

Applicable to: ALL

FLIGHT PREPARATION/LIMITATIONS

Takeoff performance:

Input ACARS RTOW MEL code: 27-92-01A

Landing performance:

Input ACARS LANDING FAIL CODE : F/CTL04

or

Multiply the required landing distance by 1.15.

27-92-01B	Speedbrake Control System (speedbrake 2 or speedbrakes 3 and 4 inoperative)
------------------	--

Ident.: MO-27-92-00009064.0001001 / 29 NOV 11

Applicable to: B-HTD, B-HTE, B-HTF, B-HTG, B-HTH, B-HTI

FLIGHT PREPARATION/LIMITATIONS

● **If speedbrake n°2 is inoperative:**

Takeoff performance:

For performance penalties, *Refer to OpsProc 27-64-03A Spoiler 2 or 4*

Landing performance:

Input ACARS LANDING FAIL CODE : F/CTL01

or

Multiply the required landing distance by 1.10.

● **If speedbrakes n°3 and n°4 are inoperative:**

DO NOT USE SPD BRK.

Takeoff performance:

For performance penalties, *Refer to OpsProc 27-64-05A Spoilers 3 and 4*

Landing performance:

Input ACARS LANDING FAIL CODE : F/CTL02

or

Continued on the following page



DRAGONAIR

A320/A321
MINIMUM EQUIPMENT LIST

MEL OPERATIONAL PROCEDURES

27 - FLIGHT CONTROLS

27-92 - Electrical Flight Control System
(EFCS) Control Inputs and Power Supply

Continued from the previous page

Multiply the required landing distance by 1.10.

27-92-01B

Speedbrake Control System (speedbrake 2 or speedbrakes 3 and 4 inoperative)

Ident.: MO-27-92-00009064.9001002 / 29 NOV 11

Applicable to: B-HSD, B-HSE, B-HSG, B-HSI, B-HSJ, B-HSK, B-HSL, B-HSM, B-HSN, B-HSO, B-HSP

FLIGHT PREPARATION/LIMITATIONS

● If speedbrake n°2 is inoperative:

Takeoff performance:

For performance penalties, *Refer to OpsProc 27-64-03A Spoiler 2 or 4*

Landing performance:

Input ACARS LANDING FAIL CODE : F/CTL01

or

Multiply the required landing distance by 1.10.

● If speedbrakes n°3 and n°4 are inoperative:

DO NOT USE SPD BRK.

Takeoff performance:

For performance penalties, *Refer to OpsProc 27-64-05A Spoilers 3 and 4*

Landing performance:

Input ACARS LANDING FAIL CODE : F/CTL02

or

Multiply the required landing distance by 1.05.

27-92-02A

Ground Spoiler Control System (Ground spoiler control system inoperative)


Ident.: MO-27-92-00009065.0002001 / 29 NOV 11

Applicable to: B-HTD, B-HTE, B-HTF, B-HTG, B-HTH, B-HTI

GENERAL INFORMATION

The autobrake function is not available. *Refer to OpsProc 32-42-05A AUTO/BRK Function*

Continued on the following page

 <p>DRAGONAIR A320/A321 MINIMUM EQUIPMENT LIST</p>	<p>MEL OPERATIONAL PROCEDURES 27 - FLIGHT CONTROLS 27-92 - Electrical Flight Control System (EFCS) Control Inputs and Power Supply</p>
--	--

Continued from the previous page

CAUTION	One or both thrust reversers may not deploy at landing. Consequently, for performance determination, do not take into account the credit of the thrust reversers.
----------------	---

FLIGHT PREPARATION/LIMITATIONS

Takeoff performance:

Input ACARS RTOW MEL code: 27-92-02A

Landing performance:

Input ACARS LANDING FAIL CODE : F/CTL04

or

Multiply the required landing distance by 1.15.

27-92-02A	Ground Spoiler Control System (Ground spoiler control system inoperative)
------------------	--

Ident.: MO-27-92-00009065.0026001 / 29 NOV 11

Applicable to: B-HSD, B-HSE, B-HSG, B-HSI, B-HSJ, B-HSK, B-HSL, B-HSM, B-HSN, B-HSO, B-HSP

GENERAL INFORMATION

The autobrake function is not available. *Refer to OpsProc 32-42-05A AUTO/BRK Function*

CAUTION	One or both thrust reversers may not deploy at landing. Consequently, for performance determination, do not take into account the credit of the thrust reversers.
----------------	---

FLIGHT PREPARATION/LIMITATIONS

Takeoff performance:

Input ACARS RTOW MEL code: 27-92-02A

Landing performance:

Input ACARS LANDING FAIL CODE : F/CTL04

or

Multiply the required landing distance by 1.15.



DRAGONAIR

A320/A321
MINIMUM EQUIPMENT LIST

MEL OPERATIONAL PROCEDURES

27 - FLIGHT CONTROLS

27-92 - Electrical Flight Control System
(EFCS) Control Inputs and Power Supply

27-92-02B

Ground Spoiler Control System (Pair of spoilers 5 inoperative)

Ident.: MO-27-92-00009066.0001001 / 29 NOV 11

Applicable to: ALL

FLIGHT PREPARATION/LIMITATIONS

For performance penalties, *Refer to OpsProc 27-64-01A Spoiler 5*

27-92-02C

**Ground Spoiler Control System (Pairs of spoilers
1 and 2 or pairs of spoilers 3 and 4 inoperative)**

Ident.: MO-27-92-00009067.0001001 / 29 NOV 11

Applicable to: ALL


FLIGHT PREPARATION/LIMITATIONS

- **If the pairs of spoilers 1 and 2 are inoperative:**

For performance penalties, *Refer to OpsProc 27-64-04A Spoilers 1 and 2*

- **If the pairs of spoilers 3 and 4 are inoperative:**

For performance penalties, *Refer to OpsProc 27-64-05A Spoilers 3 and 4*

 <p>DRAGONAIR A320/A321 MINIMUM EQUIPMENT LIST</p>	<p align="center">MEL OPERATIONAL PROCEDURES 27 - FLIGHT CONTROLS 27-93 - ELAC System (Elevator Aileron Computer)</p>
--	---

27-93-01A	ELAC 1
------------------	---------------

Ident.: MO-27-93-00009068.0002001 / 29 NOV 11

Applicable to: ALL

FLIGHT PREPARATION/LIMITATIONS

■ **If the AP 1 is engaged for landing:**

Maximum landing capability is CAT 1.

■ **If the AP 2 is engaged for landing:**

Maximum landing capability is CAT 3 SINGLE.

DURING COCKPIT PREPARATION

Note: If the Yellow Electric Pump is not available:

- Pressurize the Yellow Hydraulic System with:
 - A Ground cart, or with
 - The Yellow Engine 2 Pump with the Engine 2 running.
- Replace any action on the YELLOW ELEC PUMP pb-sw by a similar action on the Ground Cart or on the YELLOW ENG 2 PUMP pb-sw in the following procedure.

■ **If the F/CTL ELAC 1 FAULT alert is displayed on the EWD:**

- Note:
1. After application of the maintenance procedure, the following ECAM alerts remain displayed on the EWD :
 - C/B TRIPPED R ELEC BAY alert , and
 - C/B TRIPPED ON OVHD PNL alert, and
 - F/CTL ELAC 1 FAULT alert.
 2. After first engine start, the F/CTL ALTN LAW alert may be spuriously displayed. It normally disappears after second engine start.

Check of the elevator and the roll spoilers control through the SECs:

Put the aircraft in the test configuration:

Continued on the following page



DRAGONAIR

A320/A321
MINIMUM EQUIPMENT LIST

MEL OPERATIONAL PROCEDURES

27 - FLIGHT CONTROLS

27-93 - ELAC System (Elevator Aileron Computer)

Continued from the previous page

- YELLOW ELEC PUMP pb-sw.....ON

Note: If the Yellow Electric Pump is not available, pressurize the Yellow Hydraulic System with a Ground Cart or with the Yellow Engine 2 Pump with the Engine 2 running.

- PTU pb-sw..... AUTO
- BLUE ELEC PUMP pb-sw.....AUTO
- BLUE PUMP OVRD pb.....ON
- ELAC 2 pb-sw..... On
- SEC 1 pb-sw..... On
- SEC 2 pb-sw..... On
- SEC 3 pb-sw..... On
- Wait 5 s

Check of the elevator control through the SEC 1 and the spoilers control through the SEC 1 and the SEC 3:

- BLUE PUMP OVRD pb-sw..... Off
- Wait for hydraulic circuit depressurization.
- On the F/CTL SD page, check that blue elevator actuator symbol becomes amber.
- Wait 5 s
- BLUE PUMP OVRD pb-sw..... ON
- ELAC 2 pb-sw..... OFF
- SEC 2 pb-sw..... OFF
- Move the CAPT stick from right stop to left stop, then from forward stop to aft stop.
- On the F/CTL SD page, check the correct movement of the pairs of spoilers 2, 3, and 4 and the full travel of both elevators.
- Move the F/O stick from right stop to left stop, then from forward stop to aft stop.
- On the F/CTL SD page, check the correct movement of the pairs of spoilers 2, 3, and 4 and the full travel of both elevators.

CAUTION

If an expected spoiler or elevator movement does not occur, do not attempt any reset.
Contact the maintenance.

Check of the elevator control through the SEC 2 and of the spoilers control through the SEC 2 and the SEC 3:

Continued on the following page

- Continued from the previous page*
- ELAC 2 pb-sw..... On
 - SEC 2 pb-sw..... On
 - Wait 5 s
 - YELLOW ELEC PUMP pb-sw..... Off
 - Wait for hydraulic circuits depressurization.
 - On the F/CTL SD page, check that the yellow and the green elevator actuators symbols become amber.
 - Wait 5 s
 - YELLOW ELEC PUMP pb-sw.....ON
 - ELAC 2 pb-sw..... OFF
 - SEC 1 pb-sw..... OFF
 - Move the CAPT stick from right stop to left stop, then from forward stop to aft stop.
 - On the F/CTL SD page, check the correct movement of the pairs of spoilers 2 and 5 and the full travel of both elevators.
 - Move the F/O stick from right stop to left stop, then from forward stop to aft stop.
 - On the F/CTL SD page, check the correct movement of the pairs of spoilers 2 and 5 and the full travel of both elevators.

CAUTION	If an expected spoiler or elevator movement does not occur, do not attempt any reset. Contact the maintenance.
----------------	---

Return to normal configuration:

- YELLOW ELEC PUMP pb-sw..... Off
- BLUE PUMP OVRD pb-sw..... Off
- ELAC 1 pb-sw..... OFF
- ELAC 2 pb-sw..... On
- SEC 1 pb-sw..... On

Check that the DC TIE contactor 1 is closed:

- Supply the electrical network from the APU or the external power.
- On the ELEC SD page, check the link between the DC BUS 1 and the DC BAT BUS.

■ **If the F/CTL ELAC 1 PITCH FAULT alert is displayed on the EWD:**

Note: *After first engine start, the F/CTL ALTN LAW alert may be spuriously displayed on the EWD. It normally disappears after few seconds when ELAC 2 auto test is accomplished.*

Check of the elevator and the roll spoilers control through the SECs:

Continued on the following page



DRAGONAIR

A320/A321
MINIMUM EQUIPMENT LIST

MEL OPERATIONAL PROCEDURES

27 - FLIGHT CONTROLS

27-93 - ELAC System (Elevator Aileron Computer)

Continued from the previous page

Put the aircraft in the test configuration:

- YELLOW ELEC PUMP pb-sw.....ON
- PTU pb-sw.....AUTO
- BLUE ELEC PUMP pb-sw.....AUTO
- BLUE PUMP OVRD pb.....ON
- ELAC 1 pb-sw.....On
- ELAC 2 pb-sw.....On
- SEC 1 pb-sw.....On
- SEC 2 pb-sw.....On
- SEC 3 pb-sw.....On
- Wait 5 s

Check of the elevator control through the SEC 1 and of the spoilers control through the SEC 1 and the SEC 3:

- BLUE PUMP OVRD pb-sw.....Off
- Wait for hydraulic circuit depressurization.
- On the F/CTL SD page, check that blue elevator actuator symbol becomes amber.
- Wait 5 s
- BLUE PUMP OVRD pb-sw.....ON
- ELAC 1 pb-sw.....OFF
- ELAC 2 pb-sw.....OFF
- SEC 2 pb-sw.....OFF
- Move the CAPT stick from right stop to left stop, then from forward stop to aft stop.
- On the F/CTL SD page, check the correct movement of the pairs of spoilers 2, 3, and 4 and the full travel of both elevators.
- Move the F/O stick from right stop to left stop, then from forward stop to aft stop.
- On the F/CTL SD page, check the correct movement of the pairs of spoilers 2, 3, and 4 and the full travel of both elevators.

CAUTION

If an expected spoiler or elevator movement does not occur, do not attempt any reset.
Contact the maintenance.

Check of the elevator control through the SEC 2 and of the spoilers control through the SEC 2 and the SEC 3:

Continued on the following page

- Continued from the previous page
- ELAC 1 pb-sw..... On
 - ELAC 2 pb-sw..... On
 - SEC 2 pb-sw..... On
 - Wait 5 s
 - YELLOW ELEC PUMP pb-sw..... Off
 - Wait for hydraulic circuits depressurization.
 - On the F/CTL SD page, check that the yellow and the green elevator actuators symbols become amber.
 - Wait 5 s
 - YELLOW ELEC PUMP pb-sw.....ON
 - ELAC 1 pb-sw..... OFF
 - ELAC 2 pb-sw..... OFF
 - SEC 1 pb-sw..... OFF
 - Move the CAPT stick from right stop to left stop, then from forward stop to aft stop.
 - On the F/CTL SD page, check the correct movement of the pairs of spoilers 2 and 5 and the full travel of both elevators.
 - Move the F/O stick from right stop to left stop, then from forward stop to aft stop.
 - On the F/CTL SD page, check the correct movement of the pairs of spoilers 2 and 5 and the full travel of both elevators.

CAUTION	If an expected spoiler or elevator movement does not occur, do not attempt any reset. Contact the maintenance.
----------------	---

Return to normal configuration:

- YELLOW ELEC PUMP pb-sw..... Off
- BLUE PUMP OVRD pb-sw..... Off
- ELAC 1 pb-sw..... On
- ELAC 2 pb-sw..... On
- SEC 1 pb-sw..... On

Check that the DC TIE contactor 1 is closed:

- Supply the electrical network from the APU or the external power.
- On the ELEC SD page, check the link between the DC BUS 1 and the DC BAT BUS.

BEFORE ENGINE START

- AP 1 pb..... On
- CAPT take-over pb..... Press
- Check that the AP OFF message is displayed on the EWD.

Continued on the following page



DRAGONAIR

A320/A321
MINIMUM EQUIPMENT LIST

MEL OPERATIONAL PROCEDURES

27 - FLIGHT CONTROLS

27-93 - ELAC System (Elevator Aileron Computer)


Continued from the previous page

Note: Due to the fact that the ELAC 1 is not electrically supplied, the F/O take-over pb cannot disengage the AP 1.

APPROACH

- If the AP 1 is used for the approach:

The captain must be the PF.

 <p>DRAGONAIR A320/A321 MINIMUM EQUIPMENT LIST</p>	<p align="center">MEL OPERATIONAL PROCEDURES 27 - FLIGHT CONTROLS 27-94 - SEC System (Spoiler and Elevator Computer)</p>
--	--

27-94-01A	SEC 1
------------------	--------------

Ident.: MO-27-94-00009069.0001001 / 29 NOV 11
Applicable to: B-HTD, B-HTE, B-HTF, B-HTG, B-HTH, B-HTI

FLIGHT PREPARATION/LIMITATIONS

For performance penalties, *Refer to OpsProc 27-64-05A Spoilers 3 and 4*

DURING COCKPIT PREPARATION

- Note: If the Yellow Electric Pump is not available:

 - Pressurize the Yellow Hydraulic System with:
 - A Ground cart, or with
 - The Yellow Engine 2 Pump with the Engine 2 running.
 - Replace any action on the YELLOW ELEC PUMP pb-sw by a similar action on the Ground Cart or on the YELLOW ENG 2 PUMP pb-sw in the following procedure.

Note: After application of the maintenance procedure, the C/B TRIPPED R ELEC BAY and the C/B TRIPPED ON OVHD PNL alerts are displayed on the EWD .

Before each flight, check of the elevator control through the operative computers:

- Put the aircraft in the test configuration:

 - YELLOW ELEC PUMP pb-swON
 - PTU pb-sw AUTO
 - BLUE ELEC PUMP pb-swAUTO
 - BLUE PUMP OVRD pb ON
 - ELAC 1 pb-sw On
 - ELAC 2 pb-sw On
 - SEC 2 pb-sw On
 - SEC 3 pb-sw On
 - Wait 5 s

Check of the elevator control through the ELAC 1:

Continued on the following page



DRAGONAIR

A320/A321
MINIMUM EQUIPMENT LIST

MEL OPERATIONAL PROCEDURES

27 - FLIGHT CONTROLS

27-94 - SEC System (Spoiler and Elevator Computer)

Continued from the previous page

- BLUE PUMP OVRD pb-sw Off
- Wait for hydraulic circuit depressurization.
- On the F/CTL SD page , check that blue elevator actuator symbol becomes amber.
- Wait 5 s
- BLUE PUMP OVRD pb-sw ON
- ELAC 2 pb-swOFF
- SEC 2 pb-sw OFF
- Move the CAPT stick from forward stop to aft stop.
- On the F/CTL SD page , check the full travel of both elevators.

CAUTION

If an expected elevator movement does not occur, do not attempt any reset.
Contact the maintenance.

Check of the elevator control through the SEC 2:

- ELAC 2 pb-sw On
- SEC 2 pb-sw On
- Wait 5 s
- YELLOW ELEC PUMP pb-sw Off
- Wait for hydraulic circuits depressurization.
- On the F/CTL SD page , check that the yellow and the green elevator actuators symbols become amber.
- Wait 5 s
- YELLOW ELEC PUMP pb-sw ON
- ELAC 1 pb-swOFF
- ELAC 2 pb-swOFF
- Move the CAPT stick from right stop to left stop, then from forward stop to aft stop.

Each stop must be applied during 3 s

- On the F/CTL SD page , check the correct movement of the pairs of spoilers 2 and 5 and the full travel of both elevators.
- Move the F/O stick from right stop to left stop, then from forward stop to aft stop.


Each stop must be applied during 3 s

- On the F/CTL SD page , check the correct movement of the pairs of spoilers 2 and 5 and the full travel of both elevators.

CAUTION

If an expected spoiler or elevator movement does not occur, do not attempt any reset.
Contact the maintenance.

Continued on the following page

 <p>DRAGONAIR A320/A321 MINIMUM EQUIPMENT LIST</p>	<p align="center">MEL OPERATIONAL PROCEDURES 27 - FLIGHT CONTROLS 27-94 - SEC System (Spoiler and Elevator Computer)</p>
--	--

Continued from the previous page

Return to normal configuration:

- YELLOW ELEC PUMP pb-sw Off
- BLUE PUMP OVRD pb-sw Off
- ELAC 1 pb-sw On
- ELAC 2 pb-sw On

Check that the DC TIE contactor 1 is closed:

- Supply the electrical network from the APU or the external power.
- On the ELEC SD page , check the link between the DC BUS 1 and the DC BAT BUS.

IN FLIGHT

Do not use the speedbrakes.

● **If the SEC 2 and the SEC 3 fail during the flight:**

Autoland is not permitted.

Maximum landing capability is CAT 1

Disengage the AP at 500 ft RA before landing in direct law.

When the AP is disengaged with the three SEC s failed, it cannot be engaged again.

LANDING PERFORMANCE

Input ACARS LANDING FAIL CODE : F/CTL02

or

Multiply the required landing distance by 1.10.

27-94-01A	SEC 1
------------------	--------------

Ident.: MO-27-94-00009069.9001002 / 29 NOV 11

Applicable to: B-HSD, B-HSE, B-HSG, B-HSI, B-HSJ, B-HSK, B-HSL, B-HSM, B-HSN, B-HSO, B-HSP

FLIGHT PREPARATION/LIMITATIONS

For performance penalties, *Refer to OpsProc 27-64-05A Spoilers 3 and 4*

Continued on the following page



DRAGONAIR

A320/A321
MINIMUM EQUIPMENT LIST

MEL OPERATIONAL PROCEDURES

27 - FLIGHT CONTROLS

27-94 - SEC System (Spoiler and Elevator Computer)

Continued from the previous page

DURING COCKPIT PREPARATION

Note: If the Yellow Electric Pump is not available:

- Pressurize the Yellow Hydraulic System with:
 - A Ground cart, or with
 - The Yellow Engine 2 Pump with the Engine 2 running.
- Replace any action on the YELLOW ELEC PUMP pb-sw by a similar action on the Ground Cart or on the YELLOW ENG 2 PUMP pb-sw in the following procedure.

Note: After application of the maintenance procedure, the C/B TRIPPED R ELEC BAY and the C/B TRIPPED ON OVHD PNL alerts are displayed on the EWD .

Before each flight, check of the elevator control through the operative computers:

Put the aircraft in the test configuration:

- YELLOW ELEC PUMP pb-sw ON
- PTU pb-sw AUTO
- BLUE ELEC PUMP pb-sw AUTO
- BLUE PUMP OVRD pb ON
- ELAC 1 pb-sw On
- ELAC 2 pb-sw On
- SEC 2 pb-sw On
- SEC 3 pb-sw On
- Wait 5 s

Check of the elevator control through the ELAC 1:

- BLUE PUMP OVRD pb-sw Off
- Wait for hydraulic circuit depressurization.
- On the F/CTL SD page , check that blue elevator actuator symbol becomes amber.
- Wait 5 s
- BLUE PUMP OVRD pb-sw ON
- ELAC 2 pb-sw OFF
- SEC 2 pb-sw OFF
- Move the CAPT stick from forward stop to aft stop.
- On the F/CTL SD page , check the full travel of both elevators.

CAUTION

If an expected elevator movement does not occur, do not attempt any reset.
Contact the maintenance.

Check of the elevator control through the SEC 2:

Continued on the following page

- Continued from the previous page*
- ELAC 2 pb-sw On
 - SEC 2 pb-sw On
 - Wait 5 s
 - YELLOW ELEC PUMP pb-sw Off
 - Wait for hydraulic circuits depressurization.
 - On the F/CTL SD page , check that the yellow and the green elevator actuators symbols become amber.
 - Wait 5 s
 - YELLOW ELEC PUMP pb-swON
 - ELAC 1 pb-swOFF
 - ELAC 2 pb-swOFF
 - Move the CAPT stick from right stop to left stop, then from forward stop to aft stop.
- Each stop must be applied during 3 s*
- On the F/CTL SD page , check the correct movement of the pairs of spoilers 2 and 5 and the full travel of both elevators.
 - Move the F/O stick from right stop to left stop, then from forward stop to aft stop.
- Each stop must be applied during 3 s*
- On the F/CTL SD page , check the correct movement of the pairs of spoilers 2 and 5 and the full travel of both elevators.

CAUTION	If an expected spoiler or elevator movement does not occur, do not attempt any reset. Contact the maintenance.
----------------	---

Return to normal configuration:

- YELLOW ELEC PUMP pb-sw Off
- BLUE PUMP OVRD pb-sw Off
- ELAC 1 pb-sw On
- ELAC 2 pb-sw On

Check that the DC TIE contactor 1 is closed:

- Supply the electrical network from the APU or the external power.
- On the ELEC SD page , check the link between the DC BUS 1 and the DC BAT BUS.

IN FLIGHT

Do not use the speedbrakes.

- **If the SEC 2 and the SEC 3 fail during the flight:**

Autoland is not permitted.

Continued on the following page



DRAGONAIR

A320/A321
MINIMUM EQUIPMENT LIST

MEL OPERATIONAL PROCEDURES

27 - FLIGHT CONTROLS

27-94 - SEC System (Spoiler and Elevator Computer)

Continued from the previous page

Maximum landing capability is CAT 1

Disengage the AP at 500 ft RA before landing in direct law.

When the AP is disengaged with the three SEC s failed, it cannot be engaged again.

LANDING PERFORMANCE

Input ACARS LANDING FAIL CODE : F/CTL02

or

Multiply the required landing distance by 1.05.

27-94-02A

SEC 2

Ident.: MO-27-94-00009070.0001001 / 29 NOV 11

Applicable to: ALL

DURING COCKPIT PREPARATION

Note: If the Yellow Electric Pump is not available:

- Pressurize the Yellow Hydraulic System with:
 - A Ground cart, or with
 - The Yellow Engine 2 Pump with the Engine 2 running.
- Replace any action on the YELLOW ELEC PUMP pb-sw by a similar action on the Ground Cart or on the YELLOW ENG 2 PUMP pb-sw in the following procedure.

Note: After application of the maintenance procedure, the C/B TRIPPED REAR PNL N-R alert is displayed on the EWD.

Before each flight, check of the elevator control through the operative computers:

Put the aircraft in the test configuration:

- YELLOW ELEC PUMP pb-sw ON
- PTU pb-sw AUTO
- BLUE ELEC PUMP pb-sw AUTO
- BLUE PUMP OVRD pb ON
- ELAC 1 pb-sw On
- ELAC 2 pb-sw On
- SEC 1 pb-sw On
- SEC 3 pb-sw On
- Wait 5 s

Check of the elevator control through the ELAC 1:

Continued on the following page

- Continued from the previous page*
- BLUE PUMP OVRD pb-sw Off
 - Wait for hydraulic circuit depressurization.
 - On the F/CTL SD page, check that blue elevator actuator symbol becomes amber.
 - Wait 5 s
 - BLUE PUMP OVRD pb-sw ON
 - ELAC 2 pb-sw OFF
 - SEC 1 pb-sw OFF
 - Move the CAPT stick from forward stop to aft stop.
 - On the F/CTL SD page, check the full travel of both elevators.

CAUTION	If an expected elevator movement does not occur, do not attempt any reset. Contact the maintenance.
----------------	--

Check of the elevator control through the SEC 1:

- ELAC 2 pb-sw On
 - SEC 1 pb-sw On
 - Wait 5 s
 - BLUE PUMP OVRD pb-sw Off
 - Wait for hydraulic circuits depressurization.
 - On the F/CTL SD page, check that the blue elevator actuator symbols becomes amber.
 - Wait 5 s
 - BLUE PUMP OVRD pb-sw ON
 - ELAC 1 pb-sw OFF
 - ELAC 2 pb-sw OFF
 - Move the CAPT stick from right stop to left stop, then from forward stop to aft stop.
- Each stop must be applied during 3 s*
- On the F/CTL SD page, check the correct movement of the pairs of spoilers 2, 3, and 4 and the full travel of both elevators.
 - Move the F/O stick from right stop to left stop, then from forward stop to aft stop.
- Each stop must be applied during 3 s*
- On the F/CTL SD page, check the correct movement of the pairs of spoilers 2, 3, and 4 and the full travel of both elevators.

CAUTION	If an expected spoiler or elevator movement does not occur, do not attempt any reset. Contact the maintenance.
----------------	---

Return to normal configuration:

Continued on the following page



DRAGONAIR

A320/A321
MINIMUM EQUIPMENT LIST

MEL OPERATIONAL PROCEDURES

27 - FLIGHT CONTROLS

27-94 - SEC System (Spoiler and Elevator Computer)

Continued from the previous page

- YELLOW ELEC PUMP pb-sw Off
- BLUE PUMP OVRD pb-sw Off
- ELAC 1 pb-sw On
- ELAC 2 pb-sw On

AFTER ENGINE START

Note: The F/CTL ELEV SERVO FAULT alert may be displayed on the EWD if the PTU is inhibited and only one engine is operating. This alert must disappear when the PTU or the second engine is started.

IN FLIGHT

● **If the SEC 1 and the SEC 3 fail during the flight:**

Autoland is not permitted.

Maximum landing capability is CAT 1

Disengage the AP at 500 ft RA before landing in direct law.

When the AP is disengaged with the three SECs failed, it cannot be engaged again.

27-94-03A

SEC 3

Ident.: MO-27-94-00009071.0001001 / 29 NOV 11

Applicable to: B-HTD, B-HTE, B-HTF, B-HTG, B-HTH, B-HTI

FLIGHT PREPARATION/LIMITATIONS

For performance penalties, Refer to OpsProc 27-64-04A Spoilers 1 and 2

DURING COCKPIT PREPARATION

Deactivation of the SEC 3:

- SEC 3 pb-swOFF
- FLIGHT CONTROLS/SEC 3/SPLY (121VU Q19) C/B Pull

IN FLIGHT

● **If the SEC 1 and the SEC 2 fail during the flight:**


Autoland is not permitted.

Maximum landing capability is CAT 1

Disengage the AP at 500 ft RA before landing in direct law.

When the AP is disengaged with the three SEC s failed, it cannot be engaged again.

Continued on the following page

 <p>DRAGONAIR A320/A321 MINIMUM EQUIPMENT LIST</p>	<p align="center">MEL OPERATIONAL PROCEDURES 27 - FLIGHT CONTROLS 27-94 - SEC System (Spoiler and Elevator Computer)</p>
--	--

Continued from the previous page

LANDING PERFORMANCE

Input ACARS LANDING FAIL CODE : F/CTL02

or

Multiply the required landing distance by 1.10.

27-94-03A	SEC 3
------------------	--------------

Ident.: MO-27-94-00009071.9001002 / 29 NOV 11

Applicable to: B-HSD, B-HSE, B-HSG, B-HSI, B-HSJ, B-HSK, B-HSL, B-HSM, B-HSN, B-HSO, B-HSP

FLIGHT PREPARATION/LIMITATIONS

For performance penalties, *Refer to OpsProc 27-64-04A Spoilers 1 and 2*

DURING COCKPIT PREPARATION

Deactivation of the SEC 3:

- SEC 3 pb-sw OFF
- FLIGHT CONTROLS/SEC 3/SPLY (121VU Q19) C/B Pull

IN FLIGHT

- **If the SEC 1 and the SEC 2 fail during the flight:**
 - Autoland is not permitted.
 - Maximum landing capability is CAT 1
 - Disengage the AP at 500 ft RA before landing in direct law.
 - When the AP is disengaged with the three SEC s failed, it cannot be engaged again.*

LANDING PERFORMANCE

Input ACARS LANDING FAIL CODE : F/CTL02

or

Multiply the required landing distance by 1.05.



DRAGONAIR

A320/A321


MINIMUM EQUIPMENT LIST

MEL OPERATIONAL PROCEDURES

27 - FLIGHT CONTROLS

27-94 - SEC System (Spoiler and Elevator Computer)

Intentionally left blank

 DRAGONAIR A320/A321 MINIMUM EQUIPMENT LIST	MEL OPERATIONAL PROCEDURES 27 - FLIGHT CONTROLS 27-95 - FCDC System (Flight Control Data Concentrator)
--	--

27-95-02A	FCDC 2
------------------	---------------

Ident.: MO-27-95-00009072.0001001 / 11 MAR 10
Applicable to: ALL

DURING COCKPIT PREPARATION

FLIGHT CONTROLS/FCDC2/SPLY (121VU Q20) C/B.....Pull



DRAGONAIR

A320/A321


MINIMUM EQUIPMENT LIST

MEL OPERATIONAL PROCEDURES

27 - FLIGHT CONTROLS

27-95 - FCDC System (Flight Control Data Concentrator)

Intentionally left blank

 <p>DRAGONAIR A320/A321 MINIMUM EQUIPMENT LIST</p>	<p align="center">MEL OPERATIONAL PROCEDURES</p> <p align="center">28 - FUEL</p> <p align="center">28-01 - Overhead Panels 28-01-01 - FUEL Overhead Panel</p>
--	---

28-01-01-07A	FUEL MODE SEL pb-sw FAULT light
---------------------	--

Ident.: MO-28-01-01-00009079.0003001 / 29 NOV 11

Applicable to: B-HSD, B-HSE, B-HSG, B-HSI, B-HSJ, B-HSK, B-HSL, B-HSM, B-HSN, B-HSO, B-HSP, B-HSQ, B-HSR

AFTER ENGINE START

- **If there is fuel in the center tank and with the slats retracted:**
On the FUEL SD page, check that the center tank pumps indications are in line.
- **With the slats extended:**
On the FUEL SD page, check that the center tank pumps indications are cross line.

AFTER TAKEOFF

- **If there is fuel in the center tank and with the slats retracted:**
On the FUEL SD page, check that the center tank pumps indications are in line.

28-01-01-08A	ACT pb-sw FAULT light
---------------------	------------------------------

Ident.: MO-28-01-01-00009080.0001001 / 29 NOV 11

Applicable to: B-HTD, B-HTE, B-HTF, B-HTG, B-HTH, B-HTI

IN FLIGHT

- **If a manual transfer from the ACT to the CTR tank is necessary:**
 - Refer to *FCOM/PRO-ABN-28 ACT XFR FAULT PROC* (FCOM 3.02.28 + 2.01.30).
 - On the FUEL SD page, monitor the fuel transfer.



DRAGONAIR

A320/A321

MINIMUM EQUIPMENT LIST


MEL OPERATIONAL PROCEDURES

28 - FUEL

28-01 - Overhead Panels

28-01-01 - FUEL Overhead Panel

Intentionally left blank

 <p>DRAGONAIR A320/A321 MINIMUM EQUIPMENT LIST</p>	<p align="center">MEL OPERATIONAL PROCEDURES 28 - FUEL 28-07 - Indications on the FUEL SD page 28-07-01 - Fuel Quantity Indications on the FUEL SD page</p>
---	---

28-07-01-01A	Fuel On Board (FOB) Indication on the <u>FUEL</u> SD page
---------------------	--

Ident.: MO-28-07-01-00009109.0001001 / 29 NOV 11

Applicable to: ALL

AFTER ENGINE START

Check that /FF is selected on the MCDU FUEL PRED page.

● **If /FF is not selected on the MCDU FUEL PRED page:**

Insert the FOB.

The FOB may be calculated either using the indications on the refuel control panel (if available) or by using the Manual Magnetic Indicators (MMIs): Refer to FCOM/PER-LOD-FUL-FUEL-C.USE OF MANUAL MAGNETIC INDICATORS (MMI) (FCOM 2.01.30).

28-07-01-02A	Fuel Quantity Indication (FQI) in Degraded Mode on the <u>FUEL</u> SD page
---------------------	---

Ident.: MO-28-07-01-00009110.0001001 / 29 NOV 11

Applicable to: B-HSD, B-HSE, B-HSG, B-HSI, B-HSJ, B-HSK, B-HSL, B-HSM, B-HSN, B-HSO, B-HSP, B-HSQ, B-HSR

ON GROUND

The FQI is in degraded mode when the FOB indication is displayed with two dashes across the two last digits on the EWD.

● **When the FQI is in degraded mode:**

On the FUEL SD page, determine which tank is affected.

The resulting loss of accuracy must be taken into account by using the two following parameters:

1. Fq : The extra fuel quantity to be loaded.
2. W: The weight to be added to the total fuel weight for TOW calculation only.

Fq and W parameters are given as follows :

LOSS OF ACCURACY DUE TO THE FUEL QUANTITY INDICATION IN DEGRADED MODE (Values in kg)		
	Fq (kg)	W (kg)
OUTER TANK	20	200
INNER TANK	110	110
CENTER TANK	130	130
ALL TANKS	390	750

Continued on the following page



DRAGONAIR

A320/A321
MINIMUM EQUIPMENT LIST

MEL OPERATIONAL PROCEDURES

28 - FUEL

28-07 - Indications on the FUEL SD page
28-07-01 - Fuel Quantity Indications on the FUEL SD page

Continued from the previous page

● When the auto refuel stops:

- Preselect the fuel quantity required for the mission : Fm
- Enter the table and determine Fq and W values for the affected tank.
- Start again the auto refuel with the new preselected quantity which corresponds to the total FOB : Fm+Fq

Note: *If all tanks reach high level before having loaded the complete Fq value, this shows that all tanks are volumetrically full but the necessary fuel mass for the mission is not guaranteed since the fuel quantity indication varies with the fuel density. Therefore the mission or the aircraft load must be amended to match the minimum fuel quantity known to be onboard.*

● When the auto refuel stops again:

The FOB value to be considered for TOW calculation is: $FOB = Fm + Fq + W$

● If all tanks reach high level before having loaded Fq value:

- The extra fuel quantity known to be onboard is Fq* with: $Fq^* < Fq$
- The FOB value to be considered for TOW calculation is: $FOB = Fm + Fq^* + W$

● If the resulting TOW is higher than the MTOW:

The aircraft load must be reduced.

28-07-01-02A

Fuel Quantity Indication (FQI) in Degraded Mode on the FUEL SD page

Ident.: MO-28-07-01-00009110.0004001 / 29 NOV 11

Applicable to: B-HTD, B-HTE, B-HTF, B-HTG, B-HTH, B-HTI

ON GROUND

The FQI is in degraded mode when the FOB indication is displayed with two dashes across the two last digits on the EWD.

● When the FQI is in degraded mode:


On the FUEL SD page, determine which tank is affected.

The resulting loss of accuracy must be taken into account by using the two following parameters:

1. Fq : The extra fuel quantity to be loaded.
2. W: The weight to be added to the total fuel weight for TOW calculation only.

Fq and W parameters are given as follows :

Continued on the following page

 DRAGONAIR A320/A321 MINIMUM EQUIPMENT LIST	MEL OPERATIONAL PROCEDURES 28 - FUEL 28-07 - Indications on the FUEL SD page 28-07-01 - Fuel Quantity Indications on the FUEL SD page
---	--

Continued from the previous page

LOSS OF ACCURACY DUE TO THE FUEL QUANTITY INDICATION IN DEGRADED MODE (Values in kg)		
	Fq (kg)	W (kg)
WING TANK	130	310
CENTER TANK	130	130
ALL TANKS	390	750

● **When the auto refuel stops:**

- Preselect the fuel quantity required for the mission : Fm
- Enter the table and determine Fq and W values for the affected tank.
- Start again the auto refuel with the new preselected quantity which corresponds to the total FOB : Fm+Fq

Note: If all tanks reach high level before having loaded the complete Fq value, this shows that all tanks are volumetrically full but the necessary fuel mass for the mission is not guaranteed since the fuel quantity indication varies with the fuel density. Therefore the mission or the aircraft load must be amended to match the minimum fuel quantity known to be onboard.

● **When the auto refuel stops again:**

The FOB value to be considered for TOW calculation is: FOB = Fm+Fq+W

● **If all tanks reach high level before having loaded Fq value:**

- The extra fuel quantity known to be onboard is Fq* with: $Fq^* < Fq$
- The FOB value to be considered for TOW calculation is: FOB = Fm+Fq*+W

● **If the resulting TOW is higher than the MTOW:**

The aircraft load must be reduced.

28-07-01-03A 28-07-01-03C	Outer Tank Fuel Quantity Indication on the <u>FUEL</u> SD page
--	---

Ident.: MO-28-07-01-00009111.0001001 / 29 NOV 11

Applicable to: B-HSD, B-HSE, B-HSG, B-HSI, B-HSJ, B-HSK, B-HSL, B-HSM, B-HSN, B-HSO, B-HSP, B-HSQ, B-HSR

AFTER REFUELING

To check the fuel quantity in the associated tank: Refer to
FCOM/PER-LOD-FUL-FUEL-A.GENERAL INFORMATION (FCOM 2.01.30).



DRAGONAIR

A320/A321
MINIMUM EQUIPMENT LIST

MEL OPERATIONAL PROCEDURES

28 - FUEL

28-07 - Indications on the FUEL SD page
28-07-01 - Fuel Quantity Indications on the FUEL SD page

28-07-01-04A

Inner Tank Fuel Quantity Indication on the FUEL SD page

Ident.: MO-28-07-01-00009112.0001001 / 29 NOV 11

Applicable to: B-HSD, B-HSE, B-HSG, B-HSI, B-HSJ, B-HSK, B-HSL, B-HSM, B-HSN, B-HSO, B-HSP, B-HSQ, B-HSR

AFTER ENGINE START

Check that /FF is selected on the MCDU FUEL PRED page.

● **If /FF is not selected on the MCDU FUEL PRED page:**

Insert the FOB.

The FOB may be calculated either using the indications on the refuel control panel (if available) or by using the Manual Magnetic Indicators (MMIs): Refer to FCOM/PER-LOD-FUL-FUEL-C.USE OF MANUAL MAGNETIC INDICATORS (MMI) (FCOM 2.01.30).

28-07-01-04A

Wing Tank Fuel Quantity Indication on the FUEL SD page

Ident.: MO-28-07-01-00009112.0004001 / 29 NOV 11

Applicable to: B-HTD, B-HTE, B-HTF, B-HTG, B-HTH, B-HTI

AFTER ENGINE START

Check that /FF is selected on the MCDU FUEL PRED page.

● **If /FF is not selected on the MCDU FUEL PRED page:**

Insert the FOB.

The FOB may be calculated either using the indications on the refuel control panel (if available) or by using the Manual Magnetic Indicators (MMIs): Refer to FCOM/PER-LOD-FUL-FUEL-C.USE OF MANUAL MAGNETIC INDICATORS (MMI) (FCOM 2.01.30).

28-07-01-05A


Center Tank Fuel Quantity Indication on the FUEL SD page

Ident.: MO-28-07-01-00009113.0002001 / 29 NOV 11

Applicable to: B-HSD, B-HSE, B-HSG, B-HSI, B-HSJ, B-HSK, B-HSL, B-HSM, B-HSN, B-HSO, B-HSP, B-HSQ, B-HSR

AFTER REFUELING

To check the fuel quantity in the associated tank: *Refer to FCOM/PER-LOD-FUL-FUEL-A.GENERAL INFORMATION (FCOM 2.01.30).*

 <p>DRAGONAIR A320/A321 MINIMUM EQUIPMENT LIST</p>	<p align="center">MEL OPERATIONAL PROCEDURES 28 - FUEL 28-07 - Indications on the FUEL SD page 28-07-01 - Fuel Quantity Indications on the FUEL SD page</p>
--	---

28-07-01-05A	Center Tank Fuel Quantity Indication on the <u>FUEL</u> SD page
---------------------	--

Ident.: MO-28-07-01-00009113.0006001 / 29 NOV 11
Applicable to: B-HTD, B-HTE, B-HTF, B-HTG, B-HTH, B-HTI

AFTER REFUELING

To check the fuel quantity in the associated tank: *Refer to FCOM/PER-LOD-FUL-FUEL-A.GENERAL INFORMATION (FCOM 2.01.30).*

AT TOP OF CLIMB

- Check on the FUEL SD page that the fuel is transferred from ACT to the center tank.
- Check that the fuel quantity in one additional center tank has decreased (from ACT 2 if ACT 2 is installed and not empty).

- **If the automatic transfer has not started:**
 - **After 30 minutes of flight:**
 - ACT pb-sw FWD
 - If necessary perform a descent to FL 270.
- **When ACT (both ACTs if two ACTs installed) empty:**
 - ACT pb-sw AUTO

28-07-01-06B	ACT Fuel Quantity Indication on the <u>FUEL</u> SD page
---------------------	--

Ident.: MO-28-07-01-00009114.0001001 / 29 NOV 11
Applicable to: B-HTD, B-HTE, B-HTF, B-HTG, B-HTH, B-HTI

AFTER REFUELING

To check the fuel quantity in the associated tank: *Refer to FCOM/PER-LOD-FUL-FUEL-A.GENERAL INFORMATION (FCOM 2.01.30).*

AT TOP OF CLIMB

Check of the fuel transfer from ACT to the center tank:

On the FUEL SD page, check that the transfer indication (arrow) is displayed or check that the total fuel indicated is above the actual fuel indicated after refuel minus FU.

- **If the automatic transfer has not started:**
 - **After 30 minutes of flight:**
 - ACT pb-sw FWD
 - If necessary perform a descent to FL 270.
- **When ACT (both ACTs if two ACTs installed) is empty:**
 - ACT pb-sw AUTO



DRAGONAIR

A320/A321

MINIMUM EQUIPMENT LIST


MEL OPERATIONAL PROCEDURES

28 - FUEL

28-07 - Indications on the FUEL SD page

28-07-01 - Fuel Quantity Indications on the FUEL SD page

Intentionally left blank

 <p>DRAGONAIR A320/A321 MINIMUM EQUIPMENT LIST</p>	<p>MEL OPERATIONAL PROCEDURES 28 - FUEL 28-07 - Indications on the FUEL SD page 28-07-04 - Valve Indications on the FUEL SD page</p>
--	--

28-07-04-04A	Wing Transfer Valve Indication on the <u>FUEL</u> SD page
---------------------	--

Ident.: MO-28-07-04-00009115.0001001 / 29 NOV 11

Applicable to: B-HSD, B-HSE, B-HSG, B-HSI, B-HSJ, B-HSK, B-HSL, B-HSM, B-HSN, B-HSO, B-HSP, B-HSQ, B-HSR

IN FLIGHT

- **When any inner tank fuel quantity reaches 750 kg of fuel:**
On the FUEL SD page, check the associated outer tank transfer.



DRAGONAIR

A320/A321

MINIMUM EQUIPMENT LIST


MEL OPERATIONAL PROCEDURES

28 - FUEL

28-07 - Indications on the FUEL SD page

28-07-04 - Valve Indications on the FUEL SD page

Intentionally left blank

 DRAGONAIR A320/A321 MINIMUM EQUIPMENT LIST	MEL OPERATIONAL PROCEDURES 28 - FUEL 28-09 - ECAM Alerts
---	--

28-09-01A 28-09-01B	<u>FUEL</u> L(R) INNER(OUTER) TK HI TEMP Alert
--------------------------------------	---

Ident.: MO-28-09-00009116.0001001 / 29 NOV 11

Applicable to: B-HSD, B-HSE, B-HSG, B-HSI, B-HSJ, B-HSK, B-HSL, B-HSM, B-HSN, B-HSO, B-HSP, B-HSQ, B-HSR

ON GROUND OR IN FLIGHT

On the FUEL SD page, monitor the fuel temperature before takeoff and periodically during the flight.

Note: For fuel temperature limits, Refer to FCOM/LIM-28 Fuel and Additive Specifications (FCOM 3.01.28).

● **If fuel temperature reaches limits:**

● **Before takeoff:**

Delay takeoff and shut down the engine on the affected side.

● **In flight:**

- Increase the engine fuel flow on the affected side.
- If necessary use the APU GEN and switch off the IDG on the affected side (if the opposite GEN is available).

28-09-01A 28-09-01B	<u>FUEL</u> L(R) WING TK HI TEMP Alert
--------------------------------------	---

Ident.: MO-28-09-00009116.0004001 / 29 NOV 11

Applicable to: B-HTD, B-HTE, B-HTF, B-HTG, B-HTH, B-HTI

ON GROUND OR IN FLIGHT

On the FUEL SD page, monitor the fuel temperature before takeoff and periodically during the flight.

Note: For fuel temperature limits, Refer to FCOM/LIM-28 Fuel and Additive Specifications (FCOM 3.01.28).

● **If fuel temperature reaches limits:**

● **Before takeoff:**

Delay takeoff and shut down the engine on the affected side.

● **In flight:**

- Increase the engine fuel flow on the affected side.
- If necessary use the APU GEN and switch off the IDG on the affected side (if the opposite GEN is available).



DRAGONAIR

A320/A321
MINIMUM EQUIPMENT LIST

MEL OPERATIONAL PROCEDURES

28 - FUEL

28-09 - ECAM Alerts

28-09-02A

28-09-02B

FUEL L(R) INNER(OUTER) TK LO TEMP Alert

Ident.: MO-28-09-00009117.0001001 / 29 NOV 11

Applicable to: B-HSD, B-HSE, B-HSG, B-HSI, B-HSJ, B-HSK, B-HSL, B-HSM, B-HSN, B-HSO, B-HSP, B-HSQ, B-HSR

ON GROUND OR IN FLIGHT

On the FUEL SD page, monitor the fuel temperature before takeoff and periodically during the flight.

Note: For fuel temperature limits, refer to Refer to FCOM/LIM-28 Fuel and Additive Specifications (FCOM 3.01.28).

- If fuel temperature reaches limits:

- Before takeoff:

Delay takeoff.

- In flight:

Consider descending to a lower altitude and/or increasing the mach to increase the TAT.

28-09-02A

28-09-02B

FUEL L(R) WING TK LO TEMP Alert

Ident.: MO-28-09-00009117.0004001 / 29 NOV 11

Applicable to: B-HTD, B-HTE, B-HTF, B-HTG, B-HTH, B-HTI

ON GROUND OR IN FLIGHT

On the FUEL SD page, monitor the fuel temperature before takeoff and periodically during the flight.

Note: For fuel temperature limits, refer to Refer to FCOM/LIM-28 Fuel and Additive Specifications (FCOM 3.01.28).


- If fuel temperature reaches limits:

- Before takeoff:

Delay takeoff.

- In flight:

Consider descending to a lower altitude and/or increasing the mach to increase the TAT.

 DRAGONAIR A320/A321 MINIMUM EQUIPMENT LIST	MEL OPERATIONAL PROCEDURES 28 - FUEL 28-09 - ECAM Alerts
---	--

28-09-03B	<u>FUEL</u> ACT XFR FAULT Alert
------------------	--

Ident.: MO-28-09-00009118.0001001 / 11 MAR 10
Applicable to: B-HTD, B-HTE, B-HTF, B-HTG, B-HTH, B-HTI

Refer to OpsProc 28-07-01-05A Center Tank Fuel Quantity Indication on the FUEL SD page



DRAGONAIR

A320/A321


MINIMUM EQUIPMENT LIST

MEL OPERATIONAL PROCEDURES

28 - FUEL

28-09 - ECAM Alerts

Intentionally left blank

 <p>DRAGONAIR A320/A321 MINIMUM EQUIPMENT LIST</p>	<p align="center">MEL OPERATIONAL PROCEDURES 28 - FUEL 28-12 - Tank Venting System</p>
--	--

28-12-01A	Overpressure Protector Between the Inner and the Outer Tank (Inner tank fuel temperature monitored)
------------------	--

Ident.: MO-28-12-00009085.0001001 / 29 NOV 11

Applicable to: B-HSD, B-HSE, B-HSG, B-HSI, B-HSJ, B-HSK, B-HSL, B-HSM, B-HSN, B-HSO, B-HSP, B-HSQ, B-HSR

GENERAL INFORMATION

The dispatch condition results in an unusual distribution of the fuel quantity: the outer tank of the affected wing will be partially empty with the transfer valves normally closed.

FLIGHT PREPARATION/LIMITATIONS

Fuel management should be performed with care.

ON GROUND AND IN FLIGHT

- **After a long taxi or if the outside air temperature is high, with the outer tank of the affected wing empty:**

The FUEL L(R) OUTER TK HI TEMP alert may be displayed on the EWD .

- **If the FUEL L(R) OUTER TK HI TEMP alert is displayed on the EWD :**

- Disregard the FUEL L(R) OUTER TK HI TEMP alert.
- Monitor the inner tank fuel temperature during taxi and in flight to ensure that it decreases and remains within the temperature limitations.

Note: For fuel temperature limitations, refer to FCOM/LIM-28 (FCOM 3.01.28).

- If the inner tank fuel temperature exceeds the temperature limitations, apply the FUEL L(R) INNER TK HI TEMP procedure: *Refer to OpsProc 28-09-01A(B) FUEL L(R) INNER(OUTER)/WING TK HI TEMP Alert .*

28-12-01B	Overpressure Protector Between the Inner and the Outer Tank (Transfer valves opened)
------------------	---

Ident.: MO-28-12-00009086.0001001 / 29 NOV 11

Applicable to: B-HSD, B-HSE, B-HSG, B-HSI, B-HSJ, B-HSK, B-HSL, B-HSM, B-HSN, B-HSO, B-HSP, B-HSQ, B-HSR

GENERAL INFORMATION

The dispatch condition results in an unusual distribution of the fuel quantity: the fuel in the outer tank on the affected side will transfer to the inner tank even when the inner tank is not empty.

Continued on the following page



DRAGONAIR

A320/A321
MINIMUM EQUIPMENT LIST

MEL OPERATIONAL PROCEDURES

28 - FUEL

28-12 - Tank Venting System

Continued from the previous page

ON GROUND

Do not re-select the refuel power or open the refuel door.

Note: *The transfer valve latch circuit will send order to de-latch them and the valves will close again (they will then operate normally and open at low level).*

28-12-02A


Overpressure Protector in the Vent Surge Tank

Ident.: MO-28-12-00009087.0001001 / 29 NOV 11

Applicable to: **ALL**

ON GROUND AND IN FLIGHT

- Avoid lateral accelerations in order to reduce the possibility of fuel spill during taxi and climb out.
- In cruise check fuel status.
- Check that the FOB is sufficient to reach the destination with the adequate reserve.

 DRAGONAIR A320/A321 MINIMUM EQUIPMENT LIST	MEL OPERATIONAL PROCEDURES 28 - FUEL 28-15 - Intercell Transfer System
--	--

28-15-01A 28-15-01C	LH Wing Transfer Valve (At least one transfer valve open)
--------------------------------------	--

Ident.: MO-28-15-00009088.0001001 / 29 NOV 11

Applicable to: B-HSD, B-HSE, B-HSG, B-HSI, B-HSJ, B-HSK, B-HSL, B-HSM, B-HSN, B-HSO, B-HSP, B-HSQ, B-HSR

GENERAL INFORMATION

The dispatch condition results in an unusual distribution of the fuel quantity: the fuel in the outer tank on the affected side will transfer to the inner tank even when the inner tank is not empty.

28-15-01B	LH Wing Transfer Valve (At least one transfer valve failed closed)
------------------	---

Ident.: MO-28-15-00009089.0001001 / 29 NOV 11

Applicable to: B-HSD, B-HSE, B-HSG, B-HSI, B-HSJ, B-HSK, B-HSL, B-HSM, B-HSN, B-HSO, B-HSP, B-HSQ, B-HSR

FLIGHT PREPARATION/LIMITATIONS

The fuel in the affected outer tank should be considered as not usable for the flight planning.

28-15-02A 28-15-02C	RH Wing Transfer Valve (At least one transfer valve open)
--------------------------------------	--

Ident.: MO-28-15-00009090.0001001 / 17 SEP 10

Applicable to: B-HSD, B-HSE, B-HSG, B-HSI, B-HSJ, B-HSK, B-HSL, B-HSM, B-HSN, B-HSO, B-HSP

GENERAL INFORMATION

The dispatch condition results in an unusual distribution of the fuel quantity: the fuel in the outer tank on the affected side will transfer to the inner tank even when the inner tank is not empty.

28-15-02B	RH Wing Transfer Valve (At least one transfer valve failed closed)
------------------	---

Ident.: MO-28-15-00009091.0001001 / 29 NOV 11

Applicable to: B-HSD, B-HSE, B-HSG, B-HSI, B-HSJ, B-HSK, B-HSL, B-HSM, B-HSN, B-HSO, B-HSP, B-HSQ, B-HSR

FLIGHT PREPARATION/LIMITATIONS

The fuel in the affected outer tank should be considered as not usable for the flight planning.



DRAGONAIR

A320/A321


MINIMUM EQUIPMENT LIST

MEL OPERATIONAL PROCEDURES

28 - FUEL

28-15 - Intercell Transfer System

Intentionally left blank

 <p>DRAGONAIR A320/A321 MINIMUM EQUIPMENT LIST</p>	<p align="center">MEL OPERATIONAL PROCEDURES 28 - FUEL 28-20 - Distribution</p>
--	---

28-20-01A	Automatic Fuel Feed System
------------------	-----------------------------------

Ident.: MO-28-20-00009092.0003001 / 29 NOV 11
Applicable to: B-HSD, B-HSE, B-HSG, B-HSI, B-HSJ, B-HSK, B-HSL, B-HSM, B-HSN, B-HSO, B-HSP, B-HSQ, B-HSR

ON GROUND

- If the center tank is empty for the flight :

- MODE SEL pb-sw MAN
- CTR TK PUMP 1 and 2 pb-sw OFF

■ If the center tank is not empty for the flight:

● Before engine start:

MODE SEL pb-sw MAN

● 3 min after engine start :

CTR TK PUMP 1 and 2 pb-sw OFF

● After slats retraction and when the fuel in one wing is less than 5 000 kg :

CTR TK PUMP 1 and 2 pb-swOn

● When the FUEL CTR TK PUMPS LO PR alert is displayed on the EWD:

CTR TK PUMP 1 and 2 pb-sw OFF
- HDA A320/A321 FLEET
MEL

A

MO-28-20 P 1/2
29 NOV 11



DRAGONAIR

A320/A321


MINIMUM EQUIPMENT LIST

MEL OPERATIONAL PROCEDURES

28 - FUEL

28-20 - Distribution

Intentionally left blank

 <p>DRAGONAIR A320/A321 MINIMUM EQUIPMENT LIST</p>	<p align="center">MEL OPERATIONAL PROCEDURES 28 - FUEL 28-21 - Main Fuel Pump System</p>
--	--

28-21-02A	Center Tank Pump (One inoperative)
------------------	---

Ident.: MO-28-21-00009096.0003001 / 29 NOV 11

Applicable to: B-HSD, B-HSE, B-HSG, B-HSI, B-HSJ, B-HSK, B-HSL, B-HSM, B-HSN, B-HSO, B-HSP, B-HSQ, B-HSR

FLIGHT PREPARATION/LIMITATIONS

In the case of dispatch with fuel in the center tank, the remaining center tank pump failure must be considered for the flight planning. Operator has to ensure that, from any point of the first part of the route where the center tank is not empty the aircraft may reach a suitable airport considering the fuel quantity (FQ) contained in the center tank as definitely not usable for the flight planning (as a consequence of the failure of the remaining center tank pump).

DURING COCKPIT PREPARATION


- X FEED pb-swCHECK Off
- Affected CTR TK PUMP pb-sw OFF
- **If the fuel quantity in the center tank is less than 200 kg:**
Operative CTR TK PUMP pb-sw OFF
- **If the fuel quantity in the center tank is more than 200 kg:**
Operative CTR TK PUMP pb-sw On

IN FLIGHT

- **If the fuel quantity in the center tank is less than 200 kg:**
Operative CTR TK PUMP pb-sw Maintain OFF
- **If the fuel quantity in the center tank is more than 200 kg:**

The fuel in the center tank can be completely used if the operative center tank pump does not fail before the center tank is empty. If the operative center tank pump fails before the center tank is empty, consider the fuel quantity remaining and the time to destination to decide either to continue the flight or to divert.

- **When the fuel quantity in the first wing inner tank is less than 4 500 kg:**
Operative CTR TK PUMP pb-sw OFF
X FEED pb-sw ON
- **When the fuel quantity in the first wing inner tank increases above 5 500 kg:**
X FEED pb-sw Off
Operative CTR TK PUMP pb-sw OFF
- **When the fuel quantity in the center tank is less than 250 kg:**
X FEED pb-sw Off

 <p>DRAGONAIR A320/A321 MINIMUM EQUIPMENT LIST</p>	<p>MEL OPERATIONAL PROCEDURES 28 - FUEL 28-21 - Main Fuel Pump System</p>
---	---


28-21-02D	Center Tank Pump (Both inoperative)
-----------	-------------------------------------

Ident.: MO-28-21-00009095.0003001 / 29 NOV 11

Applicable to: B-HSD, B-HSE, B-HSG, B-HSI, B-HSJ, B-HSK, B-HSL, B-HSM, B-HSN, B-HSO, B-HSP, B-HSQ, B-HSR

FLIGHT PREPARATION/LIMITATIONS

CTR TK PUMP 1 and 2 pb-sw..... OFF

 DRAGONAIR A320/A321 MINIMUM EQUIPMENT LIST	MEL OPERATIONAL PROCEDURES 28 - FUEL 28-22 - APU Fuel Pump System
--	---

28-22-01A	APU Fuel Pump
------------------	----------------------

Ident.: MO-28-22-00009097.0001001 / 11 MAR 10
Applicable to: ALL

FOR APU START OPERATION

Pressurize the LH fuel manifold with at least one fuel tank pump.



DRAGONAIR

A320/A321


MINIMUM EQUIPMENT LIST

MEL OPERATIONAL PROCEDURES

28 - FUEL

28-22 - APU Fuel Pump System

Intentionally left blank

 <p>DRAGONAIR A320/A321 MINIMUM EQUIPMENT LIST</p>	<p align="center">MEL OPERATIONAL PROCEDURES 28 - FUEL 28-26 - Main Transfer System</p>
--	---

28-26-01B	Center Tank Transfer Valve
------------------	-----------------------------------

Ident.: MO-28-26-00013913.0003001 / 29 NOV 11

Applicable to: B-HTD, B-HTE, B-HTF, B-HTG, B-HTH, B-HTI

IN FLIGHT

- Disregard the FUEL L(R) XFR VALVE FAULT alert displayed on the EWD.
- MODE SEL pb-sw Auto
- Operative CTR TK L(R) XFR pb-sw On
- Affected CTR TK L(R) XFR pb-sw OFF

● **When differences between fuel quantities in two wings is above 1 500 kg:**

Monitor the fuel imbalance.

Note: *Apply the FUEL IMBALANCE FCOM procedure as required provided that no fuel leak is suspected. Refer to FCOM/PRO-ABN-28 FUEL IMBALANCE (FCOM 3.02.28).*

● **Until the fuel is balanced:**

L(R) TK PUMPS (on the lighter side) pb-sw OFF



DRAGONAIR

A320/A321


MINIMUM EQUIPMENT LIST

MEL OPERATIONAL PROCEDURES

28 - FUEL

28-26 - Main Transfer System

Intentionally left blank

 DRAGONAIR A320/A321 MINIMUM EQUIPMENT LIST	MEL OPERATIONAL PROCEDURES 28 - FUEL 28-28 - Additional Center Tank Transfer System
---	---

28-28-01B	ACT Auto Transfer System (Manual transfer from the ACT(s) to the center tank operative)
------------------	--

Ident.: MO-28-28-00009098.0002001 / 29 NOV 11

Applicable to: B-HTD, B-HTE, B-HTF, B-HTG, B-HTH, B-HTI

DURING COCKPIT PREPARATION

- The refuel panel door must be open to check the operation of the manual transfer on the ground using the FUEL SD page. Establish ground communications and ensure that the refuel panel door is open during following check and closed after the check is done.
- The manual transfer may be performed only if the center tank is not full (center tank high level sensor dry). If the center tank is full, the high level sensor may be overridden by keeping pressed in the HI LVL pb test of the refuel panel. When the high level sensor is overridden, take care to not overfill the center tank. Otherwise, fuel may spill out from the surge tanks.

- ACT pb-sw.....FWD
- On the FUEL SD page, check that the fuel is transferred from one ACT (from ACT 2 if ACT 2 is installed and not empty) to the center tank.
- ACT pb-sw.....AUTO

30 MIN AFTER TAKEOFF

- ACT pb-sw.....FWD
- On the FUEL SD page, check that the fuel is transferred from the ACTs to the center tank.
- If necessary perform a descent to FL 270.

- When ACT (both ACTs if two ACTs installed) is empty:

ACT pb-sw.....AUTO

28-28-01C	ACT Auto Transfer System (Fuel in the ACT(s) considered as not usable)
------------------	---


Ident.: MO-28-28-00009099.0001001 / 29 NOV 11

Applicable to: B-HTD, B-HTE, B-HTF, B-HTG, B-HTH, B-HTI

ON GROUND OR IN FLIGHT

- When there is less than 3 000 kg of fuel in the center tank:

Disregard and clear the FUEL ACT XFR FAULT alert displayed on the EWD.

 DRAGONAIR A320/A321 MINIMUM EQUIPMENT LIST	MEL OPERATIONAL PROCEDURES 28 - FUEL 28-28 - Additional Center Tank Transfer System
---	---

28-28-02C	ACT Transfer Valve
------------------	---------------------------

Ident.: MO-28-28-00009100.0002001 / 29 NOV 11

Applicable to: B-HTD, B-HTE, B-HTF, B-HTG, B-HTH, B-HTI

ON GROUND OR IN FLIGHT

- **When there is less than 3 000 kg of fuel in the center tank:**
Disregard and clear the FUEL ACT XFR FAULT alert displayed on the EWD.

28-28-05A	ACT Inward Pressure Relief Valve
------------------	---

Ident.: MO-28-28-00009102.0001001 / 12 MAR 10


Applicable to: B-HTD, B-HTE, B-HTF, B-HTG, B-HTH, B-HTI

DURING COCKPIT PREPARATION

- The refuel panel door must be open to check the operation of the manual transfer on the ground using the FUEL SD page. Establish ground communications and ensure that the refuel panel door is open during following check and closed after the check is done.
 - The manual transfer may be performed only if the center tank is not full (center tank high level sensor dry). If the center tank is full, the high level sensor may be overridden by keeping pressed in the HI LVL pb test of the refuel panel. When the high level sensor is overridden, take care to not overfill the center tank. Otherwise, fuel may spill out from the surge tanks.
- ACT pb-sw.....FWD
 - On the FUEL SD page, check that the fuel is transferred from one ACT (from the ACT 2 if the ACT 2 is installed and not empty) to the center tank.
 - ACT pb-sw.....AUTO

AT TOP OF CLIMB

- Check that the fuel is transferred from the ACTs to the center tank.
- **If the automatic transfer has not started:**
 - **After 30 min of flight:**
 - ACT pb-sw..... FWD
 - If necessary perform a descent to FL 270.
 - **When ACT (both ACTs if two ACTs installed) is empty:**
ACT pb-sw.....AUTO

 DRAGONAIR A320/A321 MINIMUM EQUIPMENT LIST	MEL OPERATIONAL PROCEDURES 28 - FUEL 28-28 - Additional Center Tank Transfer System
---	---

28-28-06A	ACT Vent Valve (Manual transfer from the ACT (s) to the center tank operative)
------------------	---

Ident.: MO-28-28-00009103.0001001 / 11 MAR 10

Applicable to: B-HTG, B-HTH, B-HTI

Refer to OpsProc 28-28-01B ACT Auto Transfer System (Manual transfer from the ACT(s) to the center tank operative)

28-28-06B	ACT Vent Valve (Fuel in the ACT(s) considered as not usable)
------------------	---

Ident.: MO-28-28-00009104.0001001 / 29 NOV 11

Applicable to: B-HTG, B-HTH, B-HTI

ON GROUND OR IN FLIGHT

- **When there is less than 3 000 kg of fuel in the center tank:**

Disregard and clear the FUEL ACT XFR FAULT alert displayed on the EWD.

28-28-09C	ACT 1 Inlet Valve
------------------	--------------------------

Ident.: MO-28-28-00009105.0001001 / 29 NOV 11

Applicable to: B-HTD, B-HTE, B-HTF, B-HTG, B-HTH, B-HTI

ON GROUND OR IN FLIGHT

- **When there is less than 3 000 kg of fuel in the center tank:**

Disregard and clear the FUEL ACT XFR FAULT alert displayed on the EWD.



DRAGONAIR

A320/A321


MINIMUM EQUIPMENT LIST

MEL OPERATIONAL PROCEDURES

28 - FUEL

28-28 - Additional Center Tank Transfer System

Intentionally left blank

 <p>DRAGONAIR A320/A321 MINIMUM EQUIPMENT LIST</p>	<p>MEL OPERATIONAL PROCEDURES 28 - FUEL 28-29 - APU LP Fuel Shutoff</p>
--	---

28-29-01A	APU LP Fuel Valve
------------------	--------------------------

Ident.: MO-28-29-00009107.0001001 / 29 NOV 11
Applicable to: ALL

BEFORE ENGINE START

The APU is not available.
 APU MASTER SW pb-swOff

- Note: 1. No APU bleed air will be available for the Main Engine Start (MES) or the air conditioning.
 2. No electrical power will be available from the APU generator.

On the FUEL SD page, check that the APU LP valve is indicated closed: *Refer to FCOM/FCOM/DSC-28-20 ECAM Fuel Page (FCOM 1.28.20).*



DRAGONAIR

A320/A321


MINIMUM EQUIPMENT LIST

MEL OPERATIONAL PROCEDURES

28 - FUEL

28-29 - APU LP Fuel Shutoff

Intentionally left blank

 DRAGONAIR A320/A321 MINIMUM EQUIPMENT LIST	MEL OPERATIONAL PROCEDURES 28 - FUEL 28-50 - Fuel Management
---	--

28-50-01A	Fuel Quantity Indicating Computer (FQIC) Channel
------------------	---

Ident.: MO-28-50-00009108.0003001 / 11 MAR 10

Applicable to: ALL

FLIGHT PREPARATION/LIMITATIONS

1. Ensure that correct weights are entered in the FMGC associated with the affected FQIC channel.
2. In the case of failure in-flight of the remaining FQIC channel, all fuel quantities indications on the EWD are lost.



DRAGONAIR

A320/A321

MINIMUM EQUIPMENT LIST

MEL OPERATIONAL PROCEDURES

28 - FUEL

28-50 - Fuel Management

Intentionally left blank

 <p>DRAGONAIR A320/A321 MINIMUM EQUIPMENT LIST</p>	<p>MEL OPERATIONAL PROCEDURES 29 - HYDRAULIC POWER 29-07 - Indications on the HYD SD page</p>
--	---

29-07-07A	System Label Indication on the <u>HYD</u> SD page
------------------	--

Ident.: MO-29-07-00009122.0001001 / 17 SEP 10

Applicable to: ALL

--

DURING COCKPIT PREPARATION

- Note: *If the Yellow Electric Pump is not available:*
- Pressurize the Yellow Hydraulic System with:
 - A Ground cart, or with
 - The Yellow Engine 2 Pump with the Engine 2 running.
 - Replace any action on the YELLOW ELEC PUMP pb-sw by a similar action on the Ground Cart or on the YELLOW ENG 2 PUMP pb-sw in the following procedure.
-
- YELLOW ELEC PUMP pb-sw..... ON
 - BLUE ELEC PUMP pb-sw..... AUTO
 - BLUE PUMP OVRD pb-sw.....ON
 - PTU pb-sw.....AUTO
 - Move the CAPT stick left or right.
 - On the F/CTL SD page, check the pairs of spoilers movement.
 - YELLOW ELEC PUMP pb-sw..... Off
 - BLUE PUMP OVRD pb-sw..... OFF

29-07-08A	System Pressure Indication on the <u>HYD</u> SD page
------------------	---

Ident.: MO-29-07-00009123.0001001 / 17 SEP 10

Applicable to: ALL

--

DURING COCKPIT PREPARATION

- Note: *If the Yellow Electric Pump is not available:*
- Pressurize the Yellow Hydraulic System with:
 - A Ground cart, or with
 - The Yellow Engine 2 Pump with the Engine 2 running.
 - Replace any action on the YELLOW ELEC PUMP pb-sw by a similar action on the Ground Cart or on the YELLOW ENG 2 PUMP pb-sw in the following procedure.

Continued on the following page



DRAGONAIR

A320/A321
MINIMUM EQUIPMENT LIST

MEL OPERATIONAL PROCEDURES

29 - HYDRAULIC POWER

29-07 - Indications on the HYD SD page

Continued from the previous page

■ If the blue system pressure indication is inoperative:

Check of the system label:

- On the HYD SD page, check that the BLUE system label is amber.
- BLUE ELEC PUMP pb-sw.....AUTO
- BLUE PUMP OVRD pb-sw..... ON
- On the HYD SD page, check that the BLUE system label is white and that the arrow is green.
- BLUE PUMP OVRD pb-sw..... Off

■ If the yellow system pressure indication is inoperative:


Check of the system label:

- YELLOW ELEC PUMP pb-sw..... Off
- On the HYD SD page, check that the YELLOW system label is amber.
- YELLOW ELEC PUMP pb-sw..... ON
- On the HYD SD page, check that the YELLOW system label is white and that the arrow is green.
- YELLOW ELEC PUMP pb-sw..... Off

■ If the green system pressure indication is inoperative:

Check of the system label:

- On the HYD SD page, check that the GREEN system label is amber.
- YELLOW ELEC PUMP pb-sw..... ON
- PTU pb-sw..... AUTO
- On the HYD SD page, check that the GREEN system label is white and that the arrow is green.
- YELLOW ELEC PUMP pb-sw..... Off

 <p>DRAGONAIR A320/A321 MINIMUM EQUIPMENT LIST</p>	<p>MEL OPERATIONAL PROCEDURES 29 - HYDRAULIC POWER 29-09 - ECAM Alerts</p>
--	--

29-09-03A	<u>HYD</u> G(Y) ENG 1(2) PUMP LO PR Alert
------------------	--

Ident.: MO-29-09-00009124.0001001 / 29 NOV 11
Applicable to: B-HSE, B-HSN, B-HTF

AFTER ENGINE START

Check of the engines pumps:

- PTU pb-sw OFF
- On the HYD SD page, check that the green and the yellow hydraulic systems pressures are correct.
A correct pressure is 3 000 PSI (± 200 PSI).
- PTU pb-sw AUTO

Note: On the HYD SD page, the PTU remains indicated running .

29-09-03A	<u>HYD</u> G(Y) ENG 1(2) PUMP LO PR Alert
------------------	--

Ident.: MO-29-09-00009124.0002001 / 29 NOV 11
Applicable to: B-HSD, B-HSG, B-HSI, B-HSJ, B-HSK, B-HSL, B-HSM, B-HSO, B-HSP, B-HSQ, B-HSR, B-HTD, B-HTE, B-HTG, B-HTH, B-HTI

AFTER ENGINE START

Check of the engines pumps:

- PTU pb-sw OFF
- On the HYD SD page, check that the green and the yellow hydraulic systems pressures are correct.
A correct pressure is 3 000 PSI (± 200 PSI).
- PTU pb-sw AUTO

Note: On the HYD SD page, the PTU remains indicated running .

TAXI

*Note: Due to a false HYD G(Y) ENG 1(2) PUMP LO PR alert displayed on the EWD, the "T.O CONFIG NORMAL" line will not replace the "T.O CONFIG . . TEST" line in the T.O MEMO.
Consider normal configuration for takeoff provided that no alert was displayed during the T.O CONFIG TEST except a false HYD G(Y) ENG 1(2) PUMP LO PR alert.*

Continued on the following page

Continued from the previous page

CAUTION	The T.O CONFIG TEST pb must be maintained pressed to check that there is no alert except a false <u>HYD</u> G(Y) ENG 1(2) PUMP LO PR alert.
----------------	---

29-09-07A	<u>HYD</u> PTU FAULT Alert
------------------	-----------------------------------

Ident.: MO-29-09-00009125.0001001 / 29 NOV 11
Applicable to: ALL

DURING COCKPIT PREPARATION

- Note: *If the Yellow Electric Pump is not available:*
- Pressurize the Yellow Hydraulic System with:
 - A Ground cart, or with
 - The Yellow Engine 2 Pump with the Engine 2 running.
 - Replace any action on the YELLOW ELEC PUMP pb-sw by a similar action on the Ground Cart or on the YELLOW ENG 2 PUMP pb-sw in the following procedure.

Check of the PTU:

- YELLOW ELEC PUMP pb-sw ON
- PTU pb-sw AUTO
- On the HYD SD page, check that the green hydraulic system pressure indication is green.
If the green hydraulic system pressure indication is not available, check on the HYD SD page that the GREEN system label is white and the arrow is green.
- YELLOW ELEC PUMP pb-sw Off

29-09-09A	<u>HYD</u> G(B)(Y)(B+G)(G+Y)(B+Y) SYS LO PR Alert
------------------	--

Ident.: MO-29-09-00009126.0001001 / 29 NOV 11
Applicable to: ALL

DURING COCKPIT PREPARATION

- Note: *If the Yellow Electric Pump is not available:*
- Pressurize the Yellow Hydraulic System with:
 - A Ground cart, or with
 - The Yellow Engine 2 Pump with the Engine 2 running.
 - Replace any action on the YELLOW ELEC PUMP pb-sw by a similar action on the Ground Cart or on the YELLOW ENG 2 PUMP pb-sw in the following procedure.

Continued on the following page



MEL OPERATIONAL PROCEDURES

29 - HYDRAULIC POWER

29-09 - ECAM Alerts

Continued from the previous page

- YELLOW ELEC PUMP pb-sw ON
- BLUE ELEC PUMP pb-sw AUTO
- BLUE PUMP OVRD pb-sw ON
- PTU pb-sw AUTO
- On the CAPT or the F/O side, move the stick left or right.
- On the F/CTL SD page, check the pairs of spoilers movement.
- YELLOW ELEC PUMP pb-sw Off
- BLUE PUMP OVRD pb-sw Off



DRAGONAIR

A320/A321


MINIMUM EQUIPMENT LIST

MEL OPERATIONAL PROCEDURES

29 - HYDRAULIC POWER

29-09 - ECAM Alerts

Intentionally left blank

 <p>DRAGONAIR A320/A321 MINIMUM EQUIPMENT LIST</p>	<p>MEL OPERATIONAL PROCEDURES 29 - HYDRAULIC POWER 29-10 - Main Hydraulic Power</p>
--	---

29-10-03A	Blue System Electric Pump
------------------	----------------------------------

Ident.: MO-29-10-00009119.0001001 / 20 MAR 10
Applicable to: ALL

<u>DURING PRELIMINARY COCKPIT PREPARATION</u>	
<ul style="list-style-type: none"> ● If the blue electric pump continuously runs: 	
<p><u>At electrical power supply application:</u></p>	
BLUE ELEC PUMP pb-sw..... OFF	
<u>AFTER ENGINE START</u>	
BLUE ELEC PUMP pb-sw.....AUTO	
<ul style="list-style-type: none"> ● If the blue electric pump does not automatically start: 	
<ul style="list-style-type: none"> - BLUE PUMP OVRD pb-sw..... ON 	
<ul style="list-style-type: none"> - On the <u>HYD</u> SD page, check that the blue hydraulic circuit pressure is available. 	
<u>AFTER ENGINE SHUTDOWN</u>	
BLUE ELEC PUMP pb-sw.....OFF	



DRAGONAIR

A320/A321

MINIMUM EQUIPMENT LIST

MEL OPERATIONAL PROCEDURES

29 - HYDRAULIC POWER

29-10 - Main Hydraulic Power

Intentionally left blank

 <p>DRAGONAIR A320/A321 MINIMUM EQUIPMENT LIST</p>	<p align="center">MEL OPERATIONAL PROCEDURES 29 - HYDRAULIC POWER 29-23 - Power Transfer</p>
--	--

29-23-01A	Power Transfer Unit (PTU)
------------------	----------------------------------

Ident.: MO-29-23-00009120.0001001 / 29 NOV 11
Applicable to: ALL

AFTER ENGINE START

Check of the PTU operation:

- GREEN ENG 1 PUMP pb-sw..... OFF
- On the HYD SD page, check that the green system pressure is correct.
A correct pressure is 3 000 PSI (± 200 PSI).
- Check the PTU arrow indication.
- GREEN ENG 1 PUMP pb-sw..... On
- PTU pb-sw..... OFF
- YELLOW ENG 2 PUMP pb-sw..... OFF
- YELLOW ELEC PUMP pb-sw..... Off
- Let the pressure in the yellow hydraulic system decrease to 200 PSI or less.
If the pressure is not below 200 PSI, the indications on the HYD SD page will not be displayed.
- PTU pb-sw..... AUTO
- On the HYD SD page, check that the yellow system pressure is correct.
A correct pressure is 3 000 PSI (± 200 PSI).
- Check the PTU arrow indication.
- YELLOW ENG 2 PUMP pb-sw..... On

Note:

1. The PTU pressurizes the system to a nominal value of 3 000 PSI (± 200 PSI), but if no consumers are operated the pressure is not constant. The PTU operates in a cycle which keeps the pressure in the hydraulic systems between 2 100 PSI and 3 200 PSI.
2. For passengers comfort, the PTU may be set to OFF during the taxi after landing provided that both engines hydraulic pumps are operative and running. The PTU must be set back to AUTO before leaving the aircraft.



DRAGONAIR

A320/A321


MINIMUM EQUIPMENT LIST

MEL OPERATIONAL PROCEDURES

29 - HYDRAULIC POWER

29-23 - Power Transfer

Intentionally left blank

 DRAGONAIR A320/A321 MINIMUM EQUIPMENT LIST	MEL OPERATIONAL PROCEDURES 29 - HYDRAULIC POWER 29-24 - Yellow Auxiliary Hydraulic Power
--	--

29-24-01A	Yellow System Electric Pump
------------------	------------------------------------

Ident.: MO-29-24-00009121.0001001 / 29 NOV 11
Applicable to: ALL

ON GROUND

- **If the pump continuously runs and does not stop when set to off:**
DOORS/CARGO (122VU T12) C/B Pull
 - **If unsuccessful:**
 - Y HYD/ELEC PUMP/NORM (123VU AB03) C/B Pull
 - Y HYD/ELEC/PUMP (123VU AB06) C/B Pull
- Note:*
1. If the pump continuously runs on the ground, there is a potential overheat situation.
 2. The reset of the C/Bs must be limited to the time required to open or close the cargo doors.



DRAGONAIR

A320/A321


MINIMUM EQUIPMENT LIST

MEL OPERATIONAL PROCEDURES

29 - HYDRAULIC POWER

29-24 - Yellow Auxiliary Hydraulic Power

Intentionally left blank

 <p>DRAGONAIR A320/A321 MINIMUM EQUIPMENT LIST</p>	<p>MEL OPERATIONAL PROCEDURES 30 - ICE AND RAIN PROTECTION 30-01 - Overhead Panels 30-01-01 - ANTI ICE Overhead Panel</p>
--	---

<p>30-01-01-03A</p>	<p>ANTI ICE WING pb-sw FAULT light</p>
----------------------------	---

Ident.: MO-30-01-01-00009042.0001001 / 29 NOV 11

Applicable to: ALL

DURING COCKPIT PREPARATION

Check of the anti-ice "arrow" symbol:

- Ensure engine bleed air supply system is available.
- ANTI ICE WING pb-swON
- On the BLEED SD page, check that the anti-ice "arrow" symbols are displayed amber and disappear after 30 s.
- ANTI ICE WING pb-sw Off



DRAGONAIR

A320/A321

MINIMUM EQUIPMENT LIST


MEL OPERATIONAL PROCEDURES

30 - ICE AND RAIN PROTECTION

30-01 - Overhead Panels

30-01-01 - ANTI ICE Overhead Panel

Intentionally left blank

 DRAGONAIR A320/A321 MINIMUM EQUIPMENT LIST	MEL OPERATIONAL PROCEDURES 30 - ICE AND RAIN PROTECTION 30-11 - Wing Ice Protection
--	---

30-11-01A	Wing Anti-Ice Control Valve
------------------	------------------------------------

Ident.: MO-30-11-00009047.0008001 / 29 NOV 11

Applicable to: B-HSD, B-HSE, B-HSG, B-HSI, B-HSJ, B-HSK, B-HSL, B-HSM, B-HSN, B-HSO, B-HSP, B-HSQ, B-HSR

FLIGHT PREPARATION/LIMITATIONS

Flight planning:

Increase fuel consumption by:

Zp (ft)	5 000	10 000	15 000	20 000	25 000	30 000	35 000	40 000
Fuel penalties	3.0 %	3.0 %	3.0 %	3.0 %	3.5 %	3.5 %	3.5 %	3.5 %

Single engine cruise:

Decrease drift down ceilings by:

1 200 ft when OAT ≤ ISA + 15 °C

4 200 ft when OAT > ISA + 15 °C

Approach climb performance:

■ When the engine bleed air supply system is closed:

No penalty.

■ When the engine bleed air supply system is open:

Input ACARS LANDING CDL : 2200.

or

Decrease maximum climb limiting weight by:

2 200 kg.

DURING COCKPIT PREPARATION

● After application of the maintenance procedure:

On the BLEED SD page, check that the anti-ice arrow symbol is displayed.

The anti-ice arrow symbol may be displayed amber or green.

The WING ANTI ICE L(R) HI PR alert must not be displayed on the EWD.

Continued on the following page



DRAGONAIR

A320/A321
MINIMUM EQUIPMENT LIST

MEL OPERATIONAL PROCEDURES

30 - ICE AND RAIN PROTECTION

30-11 - Wing Ice Protection

Continued from the previous page

BEFORE ENGINE START

- Maintain the X BLEED selector at SHUT before engine start when the APU bleed is used.
- Start the engine 1.
Maintain the X BLEED selector at SHUT during the start of engine 1.
- Use the CROSS BLEED ENGINE START (*Refer to FCOM/PRO-SUP-70 Crossbleed Engine Start (FCOM 3.02.30)*) procedure to start the engine 2.
- Apply the procedure associated with the WING ANTI ICE R VALVE OPEN alert displayed on the EWD.

AFTER TAKEOFF

● **When above 1 500 ft:**

Apply the automatic recall of the WING ANTI ICE R VALVE OPEN procedure displayed on the EWD.

IN FLIGHT

● **In the case of failure of a Bleed Air Supply System:**

PACK (affected side) pb-sw OFF

AFTER LANDING

Apply the automatic recall of the WING ANTI ICE R VALVE OPEN procedure displayed on the EWD.

30-11-01A	Wing Anti-Ice Control Valve
-----------	-----------------------------

Ident.: MO-30-11-00009047.0006001 / 29 NOV 11

Applicable to: B-HTD, B-HTE, B-HTF, B-HTG, B-HTH, B-HTI

FLIGHT PREPARATION/LIMITATIONS

Flight planning:

Increase fuel consumption by:

Zp (ft)	5 000	10 000	15 000	20 000	25 000	30 000	35 000	40 000
Fuel penalties	4.0 %	3.5 %	2.5 %	3.0 %	3.5 %	3.5 %	3.5 %	3.5 %


Single engine cruise:

Decrease drift down ceilings by:

1 200 ft when OAT ≤ ISA + 15 °C

2 200 ft when OAT > ISA + 15 °C

Continued on the following page

 <p>DRAGONAIR A320/A321 MINIMUM EQUIPMENT LIST</p>	<p>MEL OPERATIONAL PROCEDURES 30 - ICE AND RAIN PROTECTION 30-11 - Wing Ice Protection</p>
--	--

Continued from the previous page

Approach climb performance:

■ **When the engine bleed air supply system is closed:**

No penalty.

■ **When the engine bleed air supply system is open:**

Input ACARS LANDING CDL : 2200.

or

Decrease maximum climb limiting weight by:

2 200 kg.

DURING COCKPIT PREPARATION

● **After application of the maintenance procedure:**

On the BLEED SD page, check that the anti-ice arrow symbol is displayed.

The anti-ice arrow symbol may be displayed amber or green.

The WING ANTI ICE L(R) HI PR alert must not be displayed on the EWD.

BEFORE ENGINE START

- Maintain the X BLEED selector at SHUT before engine start when the APU bleed is used.
- Start the engine 1.

Maintain the X BLEED selector at SHUT during the start of engine 1.

- Use the CROSS BLEED ENGINE START (*Refer to FCOM/PRO-SUP-70 Crossbleed Engine Start (FCOM 3.02.30)*) procedure to start the engine 2.
- Apply the procedure associated with the WING ANTI ICE R VALVE OPEN alert displayed on the EWD.

AFTER TAKEOFF

● **When above 1 500 ft:**

Apply the automatic recall of the WING ANTI ICE R VALVE OPEN procedure displayed on the EWD.

IN FLIGHT

● **In the case of failure of a Bleed Air Supply System:**

PACK (affected side) pb-sw OFF

Continued on the following page



DRAGONAIR

A320/A321
MINIMUM EQUIPMENT LIST

MEL OPERATIONAL PROCEDURES


30 - ICE AND RAIN PROTECTION

30-11 - Wing Ice Protection

Continued from the previous page

AFTER LANDING

Apply the automatic recall of the WING ANTI ICE R VALVE OPEN procedure displayed on the EWD.

 DRAGONAIR A320/A321 MINIMUM EQUIPMENT LIST	MEL OPERATIONAL PROCEDURES 30 - ICE AND RAIN PROTECTION 30-21 - Engine Air Intake Ice Protection
--	--

30-21-01C	Engine Anti-Ice Valve
------------------	------------------------------

Ident.: MO-30-21-00009049.0005001 / 29 NOV 11

Applicable to: B-HSD, B-HSE, B-HSG, B-HSI, B-HSJ, B-HSK, B-HSL, B-HSM, B-HSN, B-HSO, B-HSP, B-HSQ, B-HSR

GENERAL INFORMATION

An higher idle speed is set on both engines when an engine anti-ice valve is inoperative in the open position.

FLIGHT PREPARATION/LIMITATIONS

Takeoff performance:

Input ACARS RTOW MEL code: 30-21-01C

Note: *Performance penalties apply whenever one or both valves are inoperative.*

Flight planning:

Increase fuel consumption by:

Zp (ft)	Two (2) Valves OPEN	One (1) Valve OPEN
<40 000	3.5 %	2.0 %
>=40 000	3.0 %	1.5 %

Single engine cruise:

Decrease drift down ceilings by:

900 ft when OAT ≤ ISA + 15 °C

4 000 ft when OAT > ISA + 15 °C

Approach climb performance:

Decrease maximum climb limiting weight by:

No penalty when OAT ≤ ISA + 20 °C

Input ACARS LANDING CDL: 4300 kg when OAT > ISA + 20 °C

Landing performance:

No penalty.

DURING COCKPIT PREPARATION

ANTI ICE ENG (affected) pb-swON

AFTER ENGINE START

The FADEC commands the continuous ignition on the affected engine.



DRAGONAIR

A320/A321
MINIMUM EQUIPMENT LIST

MEL OPERATIONAL PROCEDURES

30 - ICE AND RAIN PROTECTION

30-21 - Engine Air Intake Ice Protection

30-21-01C

Engine Anti-Ice Valve

Ident.: MO-30-21-00009049.0007001 / 29 NOV 11

Applicable to: B-HTD, B-HTE, B-HTF, B-HTG, B-HTH, B-HTI

GENERAL INFORMATION

An higher idle speed is set on both engines when an engine anti-ice valve is inoperative in the open position.

FLIGHT PREPARATION/LIMITATIONS

Takeoff performance:

Input ACARS RTOW MEL code: 30-21-01C

Note: Performance penalties apply whenever one or both valves are inoperative.

Flight planning:

Increase fuel consumption by:

Zp (ft)	Two (2) Valves OPEN	One (1) Valve OPEN
<=10 000	4.0 %	2.0 %
>10 000	3.5 %	2.0 %

Single engine cruise:

Decrease drift down ceilings by:

1 100 ft when $OAT \leq ISA + 15\text{ }^{\circ}C$

3 300 ft when $OAT > ISA + 15\text{ }^{\circ}C$

Approach climb performance:

Decrease maximum climb limiting weight by:

No penalty when $OAT \leq ISA + 10\text{ }^{\circ}C$

Input ACARS LANDING CDL: 4800 kg when $OAT > ISA + 10\text{ }^{\circ}C$

Landing performance:


No penalty.

DURING COCKPIT PREPARATION

ANTI ICE ENG (affected) pb-swON

AFTER ENGINE START

The FADEC commands the continuous ignition on the affected engine.

 DRAGONAIR A320/A321 MINIMUM EQUIPMENT LIST	MEL OPERATIONAL PROCEDURES 30 - ICE AND RAIN PROTECTION 30-31 - Probe Ice Protection
---	--

30-31-01B	Probe Heat Computer (PHC)
------------------	----------------------------------

Ident.: MO-30-31-00009050.0001001 / 29 NOV 11

Applicable to: ALL

DURING COCKPIT PREPARATION

AIR DATA selector..... F/O 3

IN FLIGHT

- **If icing conditions are encountered:**
ADR 2 pb-sw..... OFF

CAUTION

When ADR 2 is set to OFF, takeoff in CONF 1+F is not permitted.

The ADR 2 pb-sw must remain set to OFF for the remainder of the flight.

30-31-02A	Pitot Heater
------------------	---------------------

Ident.: MO-30-31-00009052.0001001 / 11 MAR 10

Applicable to: ALL

Refer to OpsProc 30-31-01B Probe Heat Computer (PHC)

30-31-03C	Static Ports Heater
------------------	----------------------------

Ident.: MO-30-31-00009053.0001001 / 29 NOV 11

Applicable to: ALL

Refer to OpsProc 30-31-01B Probe Heat Computer (PHC)

30-31-04A	Angle of Attack (AOA) Probes Heating (F/O inoperative)
------------------	---

Ident.: MO-30-31-00009054.0001001 / 29 NOV 11

Applicable to: ALL

FLIGHT PREPARATION/LIMITATIONS

- **If icing conditions are encountered during the flight:**
Maximum landing capability may be downgraded to CAT 3 SINGLE.
RVSM operations are not permitted.

DURING COCKPIT PREPARATION

AIR DATA selector..... F/O 3



DRAGONAIR

A320/A321
MINIMUM EQUIPMENT LIST

MEL OPERATIONAL PROCEDURES

30 - ICE AND RAIN PROTECTION

30-31 - Probe Ice Protection

30-31-04B

30-31-04C

Angle of Attack (AOA) Probes Heating (CAPT or STBY inoperative)


Ident.: MO-30-31-00009198.0001001 / 29 NOV 11

Applicable to: ALL

FLIGHT PREPARATION/LIMITATIONS

- **If icing conditions are encountered during the flight:**

Maximum landing capability may be downgraded to CAT 3 SINGLE.

 DRAGONAIR A320/A321 MINIMUM EQUIPMENT LIST	MEL OPERATIONAL PROCEDURES 30 - ICE AND RAIN PROTECTION 30-42 - Windshield Anti-Icing and Defogging
---	---

30-42-01A	Window Heat Computer
------------------	-----------------------------

Ident.: MO-30-42-00009056.0001001 / 29 NOV 11

Applicable to: ALL

FLIGHT PREPARATION/LIMITATIONS

- **When the PF side is inoperative:**
Maximum landing capability is CAT 1.
- **When the PM side is inoperative:**
Maximum landing capability is CAT 3 DUAL.

30-42-03A	Windshield Heating
------------------	---------------------------

Ident.: MO-30-42-00009057.0001001 / 29 NOV 11

Applicable to: ALL

FLIGHT PREPARATION/LIMITATIONS

- **When the PF side is inoperative:**
Maximum landing capability is CAT 1.
- **When the PM side is inoperative:**
Maximum landing capability is CAT 3 DUAL.



DRAGONAIR

A320/A321


MINIMUM EQUIPMENT LIST

MEL OPERATIONAL PROCEDURES

30 - ICE AND RAIN PROTECTION

30-42 - Windshield Anti-Icing and Defogging

Intentionally left blank

 DRAGONAIR A320/A321 MINIMUM EQUIPMENT LIST	MEL OPERATIONAL PROCEDURES 30 - ICE AND RAIN PROTECTION 30-45 - Windshield Rain Protection
---	--

30-45-01B	Windshield Wiper
------------------	-------------------------

Ident.: MO-30-45-00009059.0001001 / 29 NOV 11

Applicable to: ALL

FLIGHT PREPARATION/LIMITATIONS

- When the wiper and the rain repellent are inoperative or deactivated on the PF side:
Maximum landing capability is CAT 1.



DRAGONAIR

A320/A321


MINIMUM EQUIPMENT LIST

MEL OPERATIONAL PROCEDURES

30 - ICE AND RAIN PROTECTION

30-45 - Windshield Rain Protection

Intentionally left blank

 <p>DRAGONAIR A320/A321 MINIMUM EQUIPMENT LIST</p>	<p>MEL OPERATIONAL PROCEDURES 30 - ICE AND RAIN PROTECTION 30-81 - Ice Detection</p>
--	--

30-81-03A	Lighting of External Visual Icing Indicator
------------------	--

Ident.: MO-30-81-00009062.0001001 / 29 NOV 11

Applicable to: ALL

IN FLIGHT

- If icing conditions are expected during night operations:

Refer to FCOM/PRO-SUP-30 Operations in icing conditions (FCOM 3.04.30)



DRAGONAIR

A320/A321


MINIMUM EQUIPMENT LIST

MEL OPERATIONAL PROCEDURES

30 - ICE AND RAIN PROTECTION

30-81 - Ice Detection

Intentionally left blank

 <p>DRAGONAIR A320/A321 MINIMUM EQUIPMENT LIST</p>	<p>MEL OPERATIONAL PROCEDURES 31 - INDICATING/RECORDING SYSTEMS 31-07 - Indications on the System Display (SD)</p>
--	--

31-07-02A	Permanent Data (TAT, SAT, GLOAD - ALT SEL, UTC, GW) Indications on the SD
-----------	---

Ident.: MO-31-07-00009041.0001001 / 29 NOV 11

Applicable to: B-HSD, B-HSE, B-HSG, B-HSI, B-HSJ, B-HSK, B-HTD, B-HTE, B-HTF, B-HTG

DURING COCKPIT PREPARATION

Check that the TAT value is operative on the SD permanent data.

● **If the TAT value is not operative:**

Check that the TAT value is available through the ADR 3.

Note: Use the AIR DATA SWITCHING selector to display temporarily the TAT value on the SD.

IN FLIGHT

● **If needed:**

The TAT value may be displayed through the same action on the AIR DATA SWITCHING selector.

31-07-02A	Permanent Data (TAT, SAT, GLOAD, UTC, GW) Indications on the SD
-----------	---

Ident.: MO-31-07-00009041.0002001 / 29 NOV 11

Applicable to: B-HTH, B-HTI

DURING COCKPIT PREPARATION

Check that the TAT value is operative on the SD permanent data.

● **If the TAT value is not operative:**

Check that the TAT value is available through the ADR 3.

Note: Use the AIR DATA SWITCHING selector to display temporarily the TAT value on the SD.

IN FLIGHT

● **If needed:**

The TAT value may be displayed through the same action on the AIR DATA SWITCHING selector.



DRAGONAIR

A320/A321
MINIMUM EQUIPMENT LIST

MEL OPERATIONAL PROCEDURES
31 - INDICATING/RECORDING SYSTEMS
31-07 - Indications on the System Display (SD)

31-07-02A

**Permanent Data (TAT, SAT, ISA, GLOAD -
ALT SEL, UTC, GW) Indications on the SD**

Ident.: MO-31-07-00009041.0003001 / 29 NOV 11

Applicable to: B-HSQ, B-HSR

DURING COCKPIT PREPARATION

Check that the TAT value is operative on the SD permanent data.

● **If the TAT value is not operative:**

Check that the TAT value is available through the ADR 3.

Note: Use the AIR DATA SWITCHING selector to display temporarily the TAT value on the SD.

IN FLIGHT

● **If needed:**

The TAT value may be displayed through the same action on the AIR DATA SWITCHING selector.

31-07-02A

**Permanent Data (TAT, SAT, ISA,
GLOAD, UTC, GW) Indications on the SD**

Ident.: MO-31-07-00009041.0004001 / 29 NOV 11

Applicable to: B-HSL, B-HSM, B-HSN, B-HSO, B-HSP

DURING COCKPIT PREPARATION

Check that the TAT value is operative on the SD permanent data.

● **If the TAT value is not operative:**


Check that the TAT value is available through the ADR 3.

Note: Use the AIR DATA SWITCHING selector to display temporarily the TAT value on the SD.

IN FLIGHT

● **If needed:**

The TAT value may be displayed through the same action on the AIR DATA SWITCHING selector.

 DRAGONAIR A320/A321 MINIMUM EQUIPMENT LIST	MEL OPERATIONAL PROCEDURES 31 - INDICATING/RECORDING SYSTEMS 31-20 - Independent Instruments
---	--

31-20-01A	Electrical Clock Indicator
------------------	-----------------------------------

Ident.: MO-31-20-00009031.0001001 / 29 NOV 11

Applicable to: ALL

ON GROUND OR IN FLIGHT

- **After any electrical power interruption resulting in the loss of the UTC on the SD:**
Initialize the UTC and the date using the MCDU: *Refer to FCOM/DSC-45-20 GMT/Date Initialization* (FCOM 1.45.20).



DRAGONAIR

A320/A321


MINIMUM EQUIPMENT LIST

MEL OPERATIONAL PROCEDURES

31 - INDICATING/RECORDING SYSTEMS

31-20 - Independent Instruments

Intentionally left blank

 DRAGONAIR A320/A321 MINIMUM EQUIPMENT LIST	MEL OPERATIONAL PROCEDURES 31 - INDICATING/RECORDING SYSTEMS 31-53 - Flight Warning Computer (FWC)
---	--

31-53-01A	FLIGHT WARNING COMPUTER (FWC)
------------------	--------------------------------------

Ident.: MO-31-53-00009032.0001001 / 11 MAR 10

Applicable to: ALL

FLIGHT PREPARATION/LIMITATIONS

Maximum landing capability is CAT 3 SINGLE.

31-53-06A	Altitude Alert
------------------	-----------------------

Ident.: MO-31-53-00009462.0001001 / 11 MAR 10

Applicable to: ALL

FLIGHT PREPARATION/LIMITATIONS

- **When both altitude alert functions are inoperative:**
RVSM operations are not permitted.



DRAGONAIR

A320/A321


MINIMUM EQUIPMENT LIST

MEL OPERATIONAL PROCEDURES

31 - INDICATING/RECORDING SYSTEMS

31-53 - Flight Warning Computer (FWC)

Intentionally left blank

 <p>DRAGONAIR A320/A321 MINIMUM EQUIPMENT LIST</p>	<p>MEL OPERATIONAL PROCEDURES 31 - INDICATING/RECORDING SYSTEMS 31-56 - ECAM Control Panel (ECP)</p>
--	--

31-56-07A	T.O CONFIG pb on the ECP
------------------	---------------------------------

Ident.: MO-31-56-00009033.0001001 / 29 NOV 11
Applicable to: ALL

- BEFORE TAKEOFF**
- Check that the aircraft is in the correct takeoff configuration:
- FLAPS/SLATS.....CHECK
 - On EWD, check that the FLAPS position corresponds to the position inserted in the MCDU PERF TAKE OFF Page.
 - PITCH TRIM..... CHECK
 - Check that the selected pitch trim is in the green band of the pitch trim wheel and corresponds to the value inserted in the MCDU PERF TAKE OFF Page.
 - RUDDER TRIM.....CHECK ZERO
 - SPEED BRAKE leverCHECK RET
 - SIDESTICK PRIORITY lightCHECK NO RED
 - On the WHEEL SD page, check that the brakes temperature is below 300 °C.
 - DOORS..... CHECK
 - On the DOOR/OXY SD page, check that all doors are indicated closed.
 - Deselect the DOOR/OXY SD page after the check.



DRAGONAIR

A320/A321


MINIMUM EQUIPMENT LIST

MEL OPERATIONAL PROCEDURES

31 - INDICATING/RECORDING SYSTEMS

31-56 - ECAM Control Panel (ECP)

Intentionally left blank

 <p>DRAGONAIR A320/A321 MINIMUM EQUIPMENT LIST</p>	<p>MEL OPERATIONAL PROCEDURES 31 - INDICATING/RECORDING SYSTEMS 31-62 - Display Management Computer (DMC)</p>
--	---

31-62-01B	DMC 1
------------------	--------------

Ident.: MO-31-62-00010598.0002001 / 29 NOV 11

Applicable to: B-HSL, B-HSM, B-HSN, B-HSO, B-HSP, B-HSQ, B-HSR

ON GROUND OR IN FLIGHT

- **In the case of multiple undue ECAM alerts concerning ENG 1(2) N1(N2) (EGT)(FF) OVER LIMIT**
- or
- ENG 1(2) N1(N2)(EGT)(EPR)(FF) DISCREPANCY
- or
- NAV ATT(ALT1)(HDG) DISCREPANCY
- or
- NAV FM/GPS POS DISAGREE
- or
- FUEL F.USED/FOB DISAGREE

MINIMUM or HUNDRED ABOVE callouts, possibly associated with EFIS red flags, apply the below procedure:

- Crosscheck the affected parameters on the EWD, PFD, ND, or on the related SD page to confirm that the alerts are undue.
- EIS DMC SWITCHING selector..... NORM


Note: CAPT PFD and ND are lost when EIS DMC SWITCHING selector is set to NORM.

■ **If the undue ECAM alerts stop:**

- Pull EIS/DMC3/SPLY (121 VU Q09) C/B and EIS/DMC3/STBY/SPLY (49 VU E10) C/B for more than 5 s and push them back.
- EIS DMC SWITCHING selectorCAPT 3

■ **If the undue ECAM alerts continue:**

- EIS DMC SWITCHING selector..... CAPT 3
- Wait for CAPT PFD and ND recovery.
- Pull EIS/DMC2/SPLY (121 VU Q08) C/B for more than 5 s and push it back.

 <p>DRAGONAIR A320/A321 MINIMUM EQUIPMENT LIST</p>	<p>MEL OPERATIONAL PROCEDURES 31 - INDICATING/RECORDING SYSTEMS 31-62 - Display Management Computer (DMC)</p>
---	---

31-62-02A	DMC 2
------------------	--------------


Ident.: MO-31-62-00009034.0004001 / 29 NOV 11

Applicable to: B-HSL, B-HSM, B-HSN, B-HSO, B-HSP, B-HSQ, B-HSR

ON GROUND OR IN FLIGHT

- **In the case of multiple undue ECAM alerts concerning** ENG 1(2) N1(N2) (EGT)(FF) OVER LIMIT
 or
ENG 1(2) N1(N2)(EGT)(EPR)(FF) DISCREPANCY
 or
NAV ATT(ALT1)(HDG) DISCREPANCY
 or
NAV FM/GPS POS DISAGREE
 or
FUEL F.USED/FOB DISAGREE
 or
MINIMUM or HUNDRED ABOVE callouts, possibly associated with EFIS red flags, apply the below procedure:
 - Crosscheck the affected parameters on the EWD, PFD, ND, or on the related SD page to confirm that the alerts are undue.
 - EIS DMC SWITCHING selector NORM

Note: F/O PFD and ND are lost when EIS DMC SWITCHING selector is set to NORM.
- **If the undue ECAM alerts stop:**
 - Pull EIS/DMC3/SPLY (121 VU Q09) C/B and EIS/DMC3/STBY/SPLY (49 VU E10) C/B for more than 5 s and push them back.
 - EIS DMC SWITCHING selector F/O 3
- **If the undue ECAM alerts continue:**
 - EIS DMC SWITCHING selector F/O 3
 - Wait for F/O PFD and ND recovery.
 - Pull EIS/DMC1/SPLY (49 VU E11) C/B for more than 5 s and push it back.

 <p>DRAGONAIR A320/A321 MINIMUM EQUIPMENT LIST</p>	<p>MEL OPERATIONAL PROCEDURES 31 - INDICATING/RECORDING SYSTEMS 31-62 - Display Management Computer (DMC)</p>
--	---

31-62-03B	DMC 3
------------------	--------------

Ident.: MO-31-62-00010599.0001001 / 29 NOV 11
 Applicable to: B-HSL, B-HSM, B-HSN, B-HSO, B-HSP, B-HSQ, B-HSR

ON GROUND OR IN FLIGHT

- **In the case of multiple undue ECAM alerts concerning ENG 1(2) N1(N2) (EGT)(FF) OVER LIMIT**
- or
- ENG 1(2) N1(N2)(EGT)(EPR)(FF) DISCREPANCY
- or
- NAV ATT(ALT1)(HDG) DISCREPANCY
- or
- NAV FM/GPS POS DISAGREE
- or
- FUEL F.USED/FOB DISAGREE

MINIMUM or HUNDRED ABOVE callouts, possibly associated with EFIS red flags, apply the below procedure:

- Crosscheck the affected parameters on the EWD, PFD, ND, or on the related SD page to confirm that the alerts are undue.
- EIS DMC SWITCHING selector.....CAPT 3

Note: CAPT PFD and ND are lost when EIS DMC SWITCHING selector is set to CAPT 3.

- **If the undue ECAM alerts stop:**
 - Pull EIS/DMC1/SPLY (49 VU E11) C/B a for more than 5 s and push it back.
 - EIS DMC SWITCHING selectorNORM
- **If the undue ECAM alerts continue:**
 - EIS DMC SWITCHING selector.....NORM
 - Wait for CAPT PFD and ND recovery.
 - Pull EIS/DMC2/SPLY (121 VU Q08) C/B for more than 5 s and push it back.



DRAGONAIR


A320/A321
MINIMUM EQUIPMENT LIST

MEL OPERATIONAL PROCEDURES

31 - INDICATING/RECORDING SYSTEMS

31-62 - Display Management Computer (DMC)

Intentionally left blank

 <p>DRAGONAIR A320/A321 MINIMUM EQUIPMENT LIST</p>	<p>MEL OPERATIONAL PROCEDURES 31 - INDICATING/RECORDING SYSTEMS 31-63 - Display Unit (DU)</p>
--	---

31-63-02A	PFDU 2
-----------	--------

Ident.: MO-31-63-00009035.0001001 / 11 MAR 10

Applicable to: ALL

FLIGHT PREPARATION/LIMITATIONS

Maximum landing capability is CAT 2.

ON GROUND OR IN FLIGHT

PFDU 2 knob..... OFF

31-63-03A	NDU 1
-----------	-------

Ident.: MO-31-63-00009036.0001001 / 11 MAR 10

Applicable to: ALL

FLIGHT PREPARATION/LIMITATIONS

Maximum landing capability is CAT 2.

ON GROUND OR IN FLIGHT

NDU 1 knob..... OFF

31-63-04A	NDU 2
-----------	-------

Ident.: MO-31-63-00009037.0001001 / 11 MAR 10

Applicable to: ALL

FLIGHT PREPARATION/LIMITATIONS

Maximum landing capability is CAT 2.

ON GROUND OR IN FLIGHT

NDU 2 knob..... OFF

31-63-05A	SDU
-----------	-----

Ident.: MO-31-63-00009038.0001001 / 29 NOV 11

Applicable to: ALL

ON GROUND OR IN FLIGHT

SDU knob OFF

● In the case of alerts being displayed on the EWD:
 Use the ECAM/ND SWITCHING selector to display the system page on the selected NDU.

Continued on the following page



DRAGONAIR

A320/A321
MINIMUM EQUIPMENT LIST

MEL OPERATIONAL PROCEDURES
31 - INDICATING/RECORDING SYSTEMS

31-63 - Display Unit (DU)


Continued from the previous page

● **In the case of failure of the AC BUS 1:**

● **If all the Display Units are lost:**

Apply the ELEC AC ESS BUS FAULT alert procedure: *Refer to FCOM/PRO-ABN-24-ELECTRICAL-ELEC AC ESS BUS FAULT (FCOM 3.02.24).*

Note: *The AC ESS BUS is recovered when the AC ESS FEED pb-sw is set to ALTN.*

 <p>DRAGONAIR A320/A321 MINIMUM EQUIPMENT LIST</p>	<p>MEL OPERATIONAL PROCEDURES 31 - INDICATING/RECORDING SYSTEMS 31-68 - Switching Panel</p>
--	---

31-68-05A	PFD/ND XFR pb on the Lateral Instrument Panel
-----------	---

Ident.: MO-31-68-00009039.0001001 / 11 MAR 10
Applicable to: ALL

DURING COCKPIT PREPARATION

- On the side where the PFD/ND XFR pb is inoperative:
 - PFD brightness control knob..... OFF
 - Check that the PFD image is automatically displayed on the NDU.
 - PFD brightness control knob..... On
 - If the PFD image is not automatically displayed on the NDU:

The affected side cannot be used by the Pilot Flying.
 - On the side where the PFD to ND automatic switching is inoperative:
 - PFD brightness control knob..... OFF
 - EIS DMC SWITCHING selector (Affected side).....CAPT 3 (F/O 3)
 - Check that the PFD image is displayed on the associated NDU.
 - PFD brightness control knob..... On
 - EIS DMC SWITCHING knob (Affected side).....NORM

IN FLIGHT

- If a PFDU fails with no automatic transfer to the associated NDU:
 - PFD brightness control knob..... OFF
 - EIS DMC SWITCHING selector (Affected side).....CAPT 3 (F/O 3)
 - Check that the PFD image is displayed on the associated NDU.



DRAGONAIR

A320/A321


MINIMUM EQUIPMENT LIST

MEL OPERATIONAL PROCEDURES

31 - INDICATING/RECORDING SYSTEMS

31-68 - Switching Panel

Intentionally left blank

 <p>DRAGONAIR A320/A321 MINIMUM EQUIPMENT LIST</p>	<p>MEL OPERATIONAL PROCEDURES 32 - LANDING GEAR 32-07 - Indications on the <u>WHEEL</u> SD page</p>
--	---

<p>32-07-01A 32-07-01B</p>	<p>Brakes Temperature Indication on the <u>WHEEL</u> SD page</p>
--	---

Ident.: MO-32-07-00009012.0003001 / 29 NOV 11

Applicable to: B-HSD, B-HSE, B-HSG, B-HSI, B-HSJ, B-HSK, B-HSL, B-HSM, B-HSN, B-HSO, B-HSP, B-HSQ, B-HSR

FLIGHT PREPARATION/LIMITATIONS

The brake energy graph and the brake cooling time table given hereafter permit to determine the ground brake cooling time.

BRAKE ENERGY GRAPH

■ **If MAX reverser thrust was selected for all reversers during the braking phase:**

Enter the brake energy graph: WITH THRUST REVERSERS USE.

■ **If MAX reverser thrust was NOT selected for all reversers during the braking phase:**

Enter the brake energy graph: WITHOUT THRUST REVERSERS USE.

Determination of the brake energy accumulated during a REJECTED TAKEOFF (RTO) :

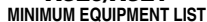
- Enter with the aircraft takeoff weight (TOW) and with the rejected takeoff speed in kt IAS).
- Apply airport pressure altitude, temperature, wind and runway slope corrections.

Determination of the brake energy accumulated during a LANDING :

- Enter with the aircraft landing weight, and
- Enter with the touch down speed in kt IAS if the autobrake was selected and applied or with the manual braking speed in kt IAS in the other cases.
- Apply airport pressure altitude, temperature, wind and runway slope corrections.
- Correct for brake setting with a preselected autobrake setting (LO, MED) or with MAX PEDAL braking in the other cases.

Note: *In the case of a dispatch with one brake inoperative (Refer to Item 32-42-01 Main Wheel Brake or Refer to Item 32-42-02 Green System Brake), the brake energy accumulated is increased by 34 % .*

Continued on the following page

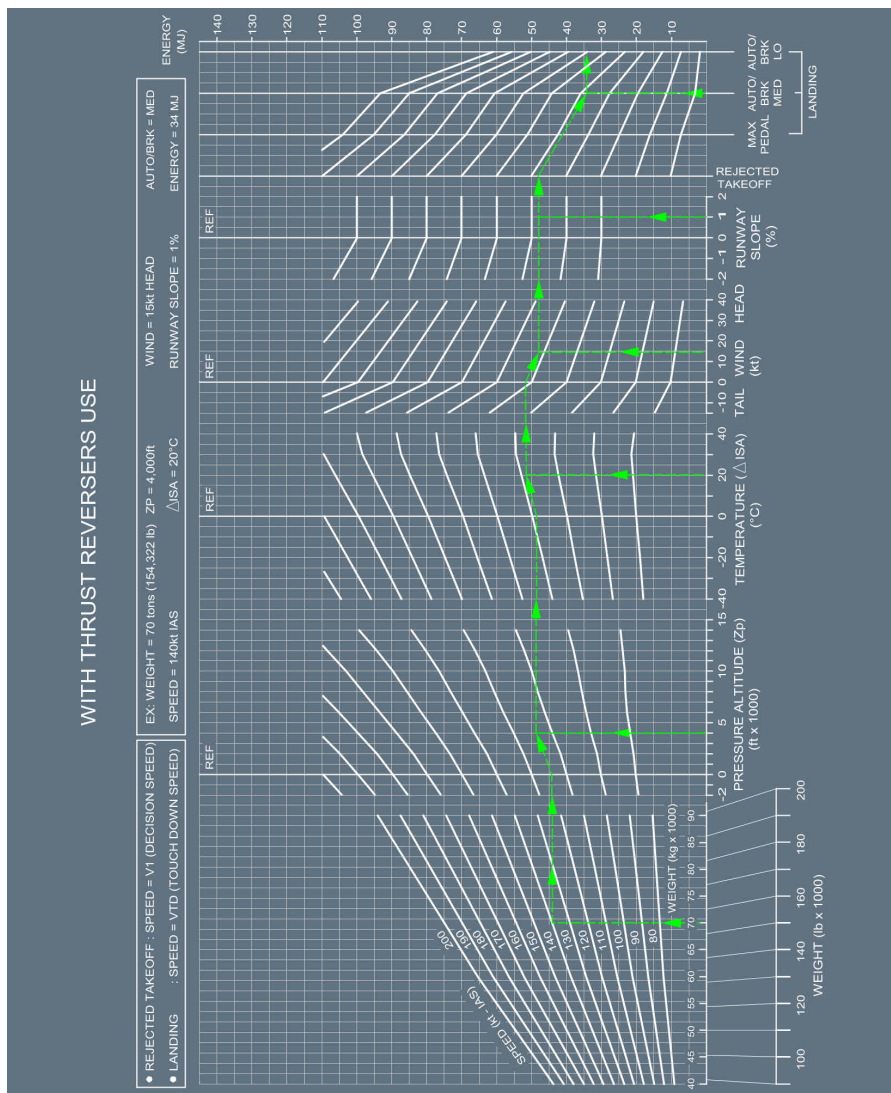


32 - LANDING GEAR

32-07 - Indications on the WHEEL SD page

Continued from the previous page

Brake Energy with Thrust Reverser Use



Continued on the following page

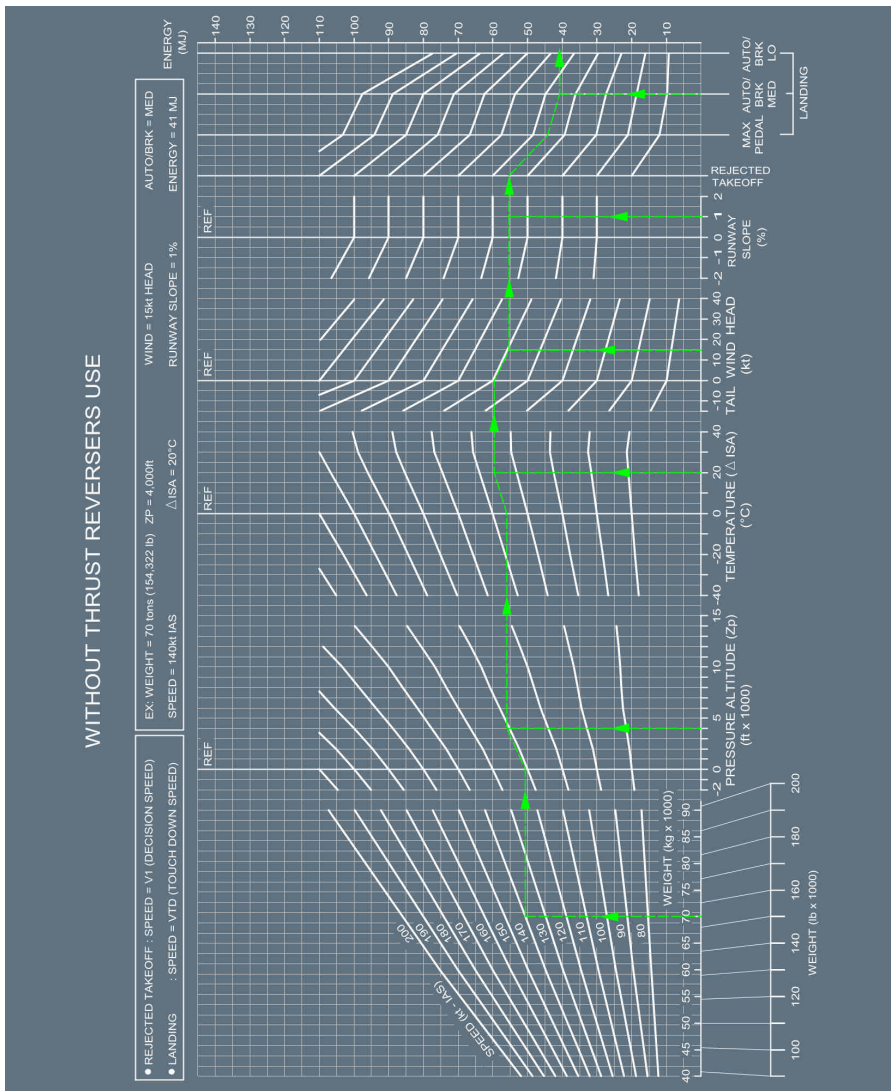


32 - LANDING GEAR

32-07 - Indications on the WHEEL SD page

Continued from the previous page

Brake Energy without Thrust Reverser Use



Continued on the following page



DRAGONAIR

A320/A321
MINIMUM EQUIPMENT LIST

MEL OPERATIONAL PROCEDURES

32 - LANDING GEAR

32-07 - Indications on the WHEEL SD page

Continued from the previous page

BRAKE COOLING TIME TABLE

Determination of the brake cooling time:

EXAMPLE:

55	152 46	153 46	154 46	155 46	155 47	====> TIME (min) WITHOUT BRAKE COOLING FAN
						====> TIME (min) WITH BRAKE COOLING FAN

If the Energy and the OAT are not given in the table, use the values given in the next adjacent column/row.

For Example, with Energy = 78 MJ , and OAT = 15 °C , entering the next adjacent column/row (Energy = 80 MJ , OAT = 20 °C) gives the following results:

- Without brake cooling fan: 189 min
- With brake cooling fan: 57 min

Enter the following table with the energy and the OAT to determine the ground brake cooling time.

GROUND BRAKE COOLING TIME (min)													
ENERGY (MJ)	OAT (°C)												
	-50	-40	-30	-20	-10	0	10	20	30	40	50	55	
0	0 0	0 0	0 0	0 0	0 0	0 0	0 0	0 0	0 0	0 0	0 0	0 0	0 0
5	0 0	0 0	0 0	0 0	0 0	0 0	0 0	0 0	0 0	0 0	0 0	0 0	0 0
10	0 0	0 0	0 0	4 1	9 3	14 4	19 6	23 7	27 8	31 9	35 10	37 11	
15	31 9	35 10	38 11	42 12	45 13	48 14	51 15	54 16	57 17	60 18	62 19	64 19	
20	59 18	62 19	65 19	67 20	70 21	72 22	74 22	77 23	79 24	81 24	83 25	84 25	
25	81 24	83 25	85 25	87 26	89 27	91 27	92 28	94 28	96 29	98 29	99 30	100 30	
30	98 29	99 30	101 30	103 31	104 31	106 32	107 32	109 33	110 33	112 34	113 34	114 34	
35	112 34	113 34	115 34	116 35	117 35	119 36	120 36	121 36	123 37	124 37	125 38	126 38	
40	124 37	125 37	126 38	127 38	129 39	130 39	131 39	132 40	133 40	134 40	135 41	136 41	
45	134 40	135 41	136 41	137 41	139 42	140 42	141 42	142 42	143 43	144 43	145 43	145 44	
50	144 43	145 43	146 44	146 44	147 44	148 45	149 45	150 45	151 45	152 46	153 46	153 46	

Continued on the following page

Continued from the previous page

GROUND BRAKE COOLING TIME (min)												
ENERGY (MJ)	OAT (°C)											
	-50	-40	-30	-20	-10	0	10	20	30	40	50	55
55	152	153	154	155	155	156	157	158	159	160	160	161
	46	46	46	46	47	47	47	47	48	48	48	48
60	160	160	161	162	163	164	164	165	166	167	167	168
	48	48	48	49	49	49	49	50	50	50	50	50
65	167	167	168	169	170	170	171	172	172	173	174	174
	50	50	50	51	51	51	51	52	52	52	52	52
70	173	174	174	175	176	176	177	178	178	179	180	180
	52	52	52	53	53	53	53	53	54	54	54	54
75	179	180	180	181	182	182	183	183	184	185	185	186
	54	54	54	54	54	55	55	55	55	55	56	56
80	185	185	186	186	187	188	188	189	189	190	190	191
	55	56	56	56	56	56	56	57	57	57	57	57
85	190	190	191	191	192	193	193	194	194	195	195	196
	57	57	57	57	58	58	58	58	58	58	59	59
90	195	195	196	196	197	197	198	198	199	199	200	200
	58	59	59	59	59	59	59	60	60	60	60	60
95	199	200	200	201	201	202	202	203	203	204	204	205
	60	60	60	60	60	61	61	61	61	61	61	61
100	204	204	205	205	206	206	207	207	208	208	208	209
	61	61	61	62	62	62	62	62	62	62	63	63
105	208	208	209	209	210	210	211	211	212	212	212	213
	62	63	63	63	63	63	63	63	63	64	64	64
110	212	212	213	213	214	214	215	215	215	216	216	216
	64	64	64	64	64	64	64	64	65	65	65	65
115	216	216	217	217	217	218	218	219	219	219	220	220
	65	65	65	65	65	65	65	66	66	66	66	66
120	219	220	220	221	221	221	222	222	222	223	223	223
	66	66	66	66	66	66	67	67	67	67	67	67

A320

Messier/Goodrich - 03.01.05 - F476021.txt

AFTER ENGINE START

- **In the case of a false BRAKES HOT alert displayed on the EWD :**

EMER CANC pb Press

Note: In the case of a false BRAKES HOT alert due to a faulty BTMU or a faulty BSCU , the "T.O CONFIG NORMAL" line will not replace the "T.O CONFIG . . TEST" line in the T.O MEMO. Consider normal configuration for takeoff provided that no alert was displayed during the T.O CONFIG TEST.

Continued on the following page



DRAGONAIR

A320/A321
MINIMUM EQUIPMENT LIST

MEL OPERATIONAL PROCEDURES

32 - LANDING GEAR

32-07 - Indications on the WHEEL SD page

Continued from the previous page

CAUTION

The T.O CONFIG TEST pb must be maintained pressed to check that there is no alert.

32-07-01A
32-07-01B

Brakes Temperature Indication on the WHEEL SD page

Ident.: MO-32-07-00009012.0006001 / 29 NOV 11

Applicable to: B-HTD, B-HTE, B-HTF, B-HTG, B-HTH, B-HTI

FLIGHT PREPARATION/LIMITATIONS

The brake energy graph and the brake cooling time table given hereafter permit to determine the ground brake cooling time.

BRAKE ENERGY GRAPH

■ If MAX reverser thrust was selected for all reversers during the braking phase:

Enter the brake energy graph: WITH THRUST REVERSERS USE.

■ If MAX reverser thrust was NOT selected for all reversers during the braking phase:

Enter the brake energy graph: WITHOUT THRUST REVERSERS USE.

Determination of the brake energy accumulated during a REJECTED TAKEOFF (RTO) :

- Enter with the aircraft takeoff weight (TOW) and with the rejected takeoff speed in kt IAS .
- Apply airport pressure altitude, temperature, wind and runway slope corrections.

Determination of the brake energy accumulated during a LANDING :

- Enter with the aircraft landing weight, and
- Enter with the touch down speed in kt IAS if the autobrake was selected and applied or with the manual braking speed in kt IAS in the other cases.
- Apply airport pressure altitude, temperature, wind and runway slope corrections.
- Correct for brake setting with a preselected autobrake setting (LO, MED) or with MAX PEDAL braking in the other cases.

Note: *In the case of a dispatch with one brake inoperative (Refer to Item 32-42-01 Main Wheel Brake or Refer to Item 32-42-02 Green System Brake), the brake energy accumulated is increased by 34 % .*

Continued on the following page

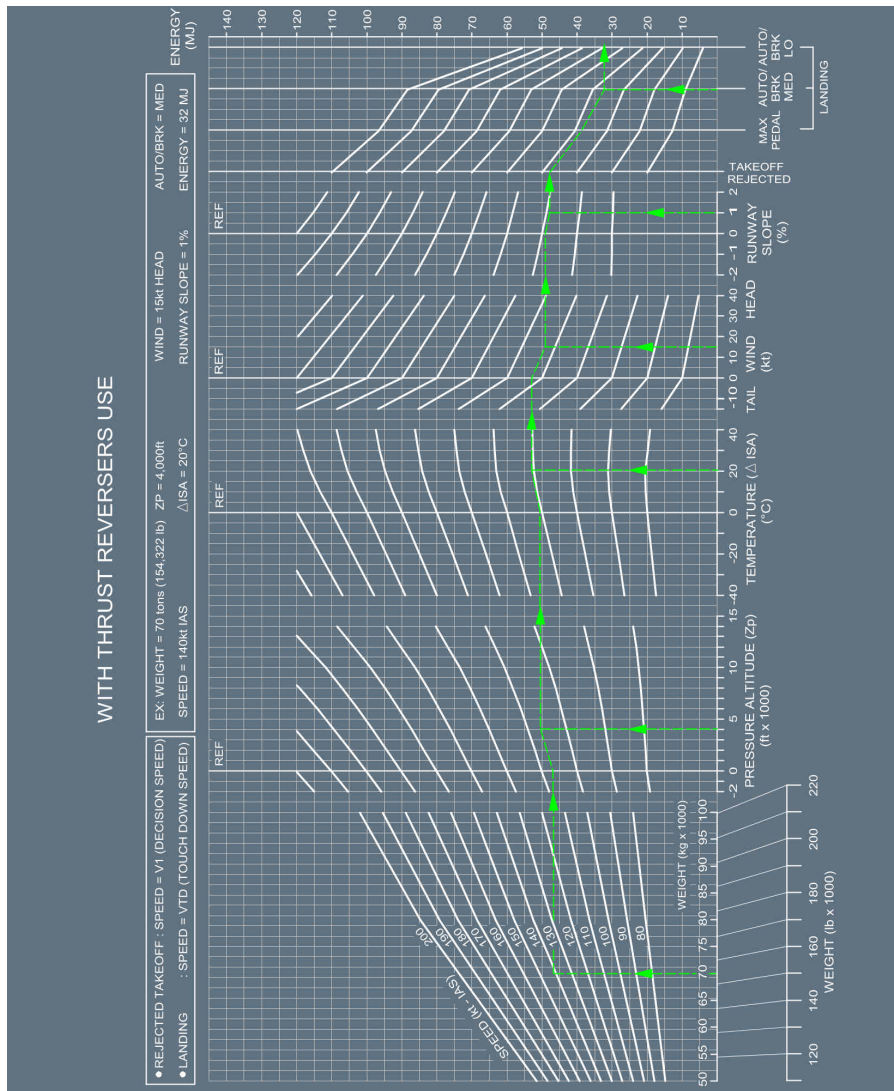


32 - LANDING GEAR

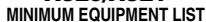
32-07 - Indications on the WHEEL SD page

Continued from the previous page

Brake Energy with Thrust Reverser Use



Continued on the following page

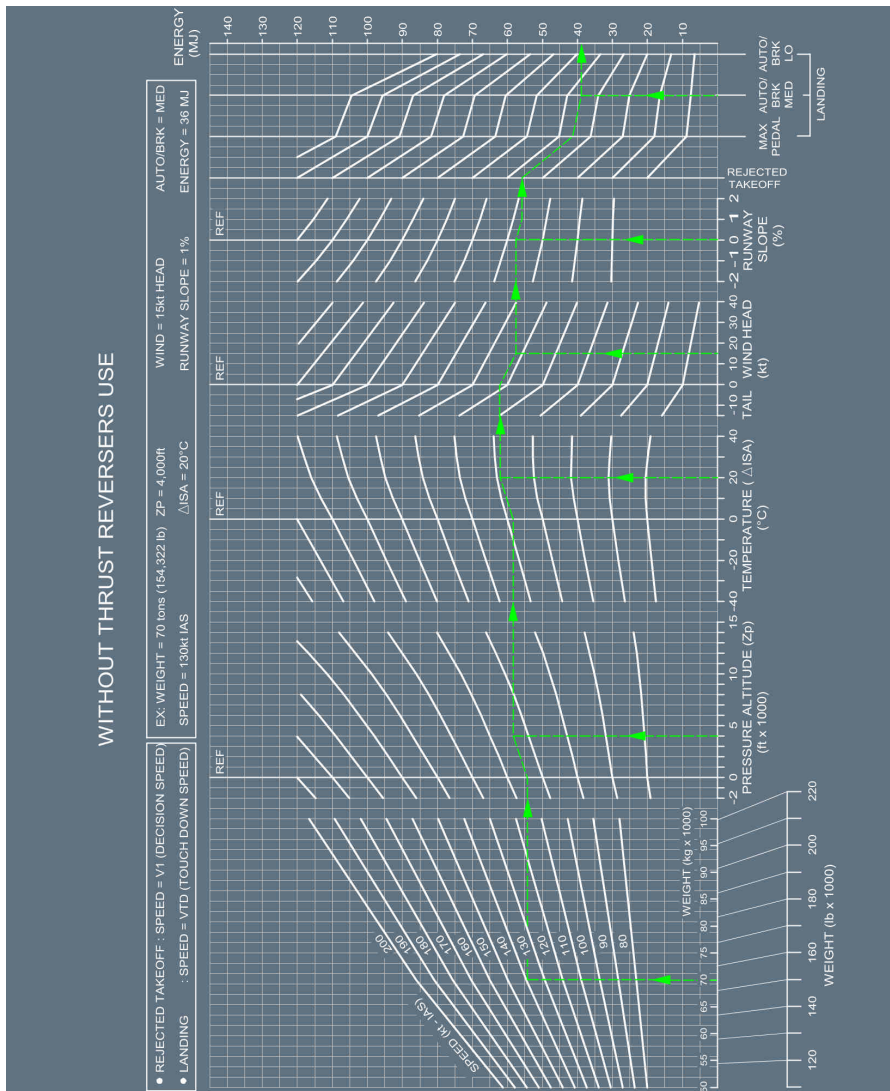


32 - LANDING GEAR

32-07 - Indications on the WHEEL SD page

Continued from the previous page

Brake Energy without Thrust Reverser Use



Continued on the following page

Continued from the previous page

BRAKE COOLING TIME TABLE

Determination of the brake cooling time:

EXAMPLE:

55	152 46	153 46	154 46	155 46	155 47	====> TIME (MN) WITHOUT BRAKE COOLING FAN
						====> TIME (MN) WITH BRAKE COOLING FAN

If the Energy and the OAT are not given in the table, use the values given in the next adjacent column/row.

For Example, with Energy = 78 MJ , and OAT = 15 °C , entering the next adjacent column/row (Energy = 80 MJ , OAT = 20 °C) gives the following results:

- Without brake cooling fan: 189 min
- With brake cooling fan: 57 min

Enter the following table with the energy and the OAT to determine the ground brake cooling time.

GROUND BRAKE COOLING TIME (min)												
ENERGY (MJ)	OAT (°C)											
	-50	-40	-30	-20	-10	0	10	20	30	40	50	55
0	0	0	0	0	0	0	0	0	0	0	0	0
	0	0	0	0	0	0	0	0	0	0	0	0
5	0	0	0	0	0	0	0	0	0	0	0	0
	0	0	0	0	0	0	0	0	0	0	0	0
10	0	0	0	4	9	14	19	23	27	31	35	37
	0	0	0	1	3	4	6	7	8	9	10	11
15	31	35	38	42	45	48	51	54	57	60	62	64
	9	10	11	12	13	14	15	16	17	18	19	19
20	59	62	65	67	70	72	74	77	79	81	83	84
	18	19	19	20	21	22	22	23	24	24	25	25
25	81	83	85	87	89	91	92	94	96	98	99	100
	24	25	25	26	27	27	28	28	29	29	30	30
30	98	99	101	103	104	106	107	109	110	112	113	114
	29	30	30	31	31	32	32	33	33	34	34	34
35	112	113	115	116	117	119	120	121	123	124	125	126
	34	34	34	35	35	36	36	36	37	37	38	38
40	124	125	126	127	129	130	131	132	133	134	135	136
	37	37	38	38	39	39	39	40	40	40	41	41
45	134	135	136	137	139	140	141	142	143	144	145	145
	40	41	41	41	42	42	42	42	43	43	43	44
50	144	145	146	146	147	148	149	150	151	152	153	153
	43	43	44	44	44	45	45	45	45	46	46	46

Continued on the following page



DRAGONAIR

A320/A321
MINIMUM EQUIPMENT LIST

MEL OPERATIONAL PROCEDURES

32 - LANDING GEAR

32-07 - Indications on the WHEEL SD page

Continued from the previous page

GROUND BRAKE COOLING TIME (min)												
ENERGY (MJ)	OAT (°C)											
	-50	-40	-30	-20	-10	0	10	20	30	40	50	55
55	152	153	154	155	155	156	157	158	159	160	160	161
	46	46	46	46	47	47	47	47	48	48	48	48
60	160	160	161	162	163	164	164	165	166	167	167	168
	48	48	48	49	49	49	49	50	50	50	50	50
65	167	167	168	169	170	170	171	172	172	173	174	174
	50	50	50	51	51	51	51	52	52	52	52	52
70	173	174	174	175	176	176	177	178	178	179	180	180
	52	52	52	53	53	53	53	53	54	54	54	54
75	179	180	180	181	182	182	183	183	184	185	185	186
	54	54	54	54	54	55	55	55	55	55	56	56
80	185	185	186	186	187	188	188	189	189	190	190	191
	55	56	56	56	56	56	56	57	57	57	57	57
85	190	190	191	191	192	193	193	194	194	195	195	196
	57	57	57	57	58	58	58	58	58	58	59	59
90	195	195	196	196	197	197	198	198	199	199	200	200
	58	59	59	59	59	59	59	60	60	60	60	60
95	199	200	200	201	201	202	202	203	203	204	204	205
	60	60	60	60	60	61	61	61	61	61	61	61
100	204	204	205	205	206	206	207	207	208	208	208	209
	61	61	61	62	62	62	62	62	62	62	63	63
105	208	208	209	209	210	210	211	211	212	212	212	213
	62	63	63	63	63	63	63	63	63	64	64	64
110	212	212	213	213	214	214	215	215	215	216	216	216
	64	64	64	64	64	64	64	64	65	65	65	65
115	216	216	217	217	217	218	218	219	219	219	220	220
	65	65	65	65	65	65	65	66	66	66	66	66
120	219	220	220	221	221	221	222	222	222	223	223	223
	66	66	66	66	66	66	67	67	67	67	67	67
A320	Messier/Goodrich - 03.01.05 - F476021.txt											


AFTER ENGINE START

● In the case of a false BRAKES HOT alert displayed on the EWD :

EMER CANC pb Press

Note: In the case of a false BRAKES HOT alert due to a faulty BTMU or a faulty BSCU , the "T.O CONFIG NORMAL" line will not replace the "T.O CONFIG . . TEST" line in the T.O MEMO. Consider normal configuration for takeoff provided that no alert was displayed during the T.O CONFIG TEST.

Continued on the following page

 <p>DRAGONAIR A320/A321 MINIMUM EQUIPMENT LIST</p>	<p>MEL OPERATIONAL PROCEDURES 32 - LANDING GEAR 32-07 - Indications on the WHEEL SD page</p>
--	--

Continued from the previous page

CAUTION	<i>The T.O CONFIG TEST pb must be maintained pressed to check that there is no alert.</i>
----------------	---

32-07-03A	L/G Doors Position Indication on the <u>WHEEL</u> SD page
------------------	--

Ident.: MO-32-07-00009013.0001001 / 29 NOV 11
Applicable to: ALL

IN FLIGHT

MAX SPEED.....250 kt or M 0.60



DRAGONAIR

A320/A321


MINIMUM EQUIPMENT LIST

MEL OPERATIONAL PROCEDURES

32 - LANDING GEAR

32-07 - Indications on the WHEEL SD page

Intentionally left blank

 <p>DRAGONAIR A320/A321 MINIMUM EQUIPMENT LIST</p>	<p>MEL OPERATIONAL PROCEDURES 32 - LANDING GEAR 32-09 - ECAM Alerts</p>
--	---

<p>32-09-01C</p>	<p><u>BRAKES-N/WS</u> MINOR FAULT Alert (Alternate braking checked operative)</p>
-------------------------	---

Ident.: MO-32-09-00009197.0001001 / 29 NOV 11
Applicable to: B-HSO, B-HSP, B-HSQ, B-HSR

DURING COCKPIT PREPARATION

The ACCU PRESS indication must be in the green band.

- **If ACCU PRESS indication not in the green band:**
 - Y ELEC PUMP pb-sw..... ON then OFF
 - CHOCKS.....CHECK IN PLACE
 - PARKING BRAKE handle..... OFF
 - PARKING PEDALS..... PRESS
 - Apply maximum pressure on both pedals.*
 - BRAKE PRESSURE (on BRAKES pressure indicators)..... CHECK
 - Pressure must increase without delay symmetrically on left and right sides for the same application simultaneously applied on left and right pedals. With full pedal deflection, the pressure must be between 900 and 1100 psi.*
 - BRAKES PEDALS..... RELEASE
 - Check that no residual pressure in the brakes remains.*
 - PARKING BRAKE handle.....ON



DRAGONAIR

A320/A321


MINIMUM EQUIPMENT LIST

MEL OPERATIONAL PROCEDURES

32 - LANDING GEAR

32-09 - ECAM Alerts

Intentionally left blank

 DRAGONAIR A320/A321 MINIMUM EQUIPMENT LIST	MEL OPERATIONAL PROCEDURES 32 - LANDING GEAR 32-31 - Normal Extension and Retraction
--	--

32-31-01A	Landing Gear Control and Interface Unit (LGCIU)
------------------	--

Ident.: MO-32-31-00008975.0002001 / 29 NOV 11

Applicable to: ALL

DURING COCKPIT PREPARATION

HYDRAULIC/LGCIU/SYS2 (121VU Q35) C/BPULL

TAKEOFF PERFORMANCE

- No penalty.
- Perform takeoff using TOGA.

The following table gives the consequences on the systems affected when the LGCIU 2 is inoperative and above mentioned C/B is pulled.

Note: When the LGCIU 2 is inoperative, the FADEC switches over to flight configuration, where the EPR Rating limit displayed on ECAM depends on the TLA position.
During taxi, the EPR RATING limit displayed is CLB , however once thrust levers are set to TOGA , TOGA is displayed on ECAM .

SYSTEMS	CONSEQUENCES	PROCEDURE
AVNCS VENT (on ground)	<ul style="list-style-type: none"> The system remains in closed circuit configuration. 	<ul style="list-style-type: none"> Time limitations on ground for ELEC PWR supply: <ul style="list-style-type: none"> - OAT $\leq 43^{\circ}\text{C}$: No Limitation - $44^{\circ}\text{C} \leq \text{OAT} \leq 52^{\circ}\text{C}$: 3 h - OAT $\geq 53^{\circ}\text{C}$: 30 min Check that the air conditioning system is operative.
HYD (on ground)	The PTU runs after the first engine start until the second engine is started.	
	The BLUE ELEC PUMP FAULT light and the YELLOW ENG 2 PUMP FAULT light come on when engines are off.	
ATC 2 (on ground)	The ATC 2 is not inhibited.	On ground, set the ATC selector to SYS 1.
LIGHTS	The strobe lights are not inhibited on ground when set to AUTO.	On ground, set the STROBE sw to OFF.
	On ground, with flaps retracted, logo lights do not come on.	
	The taxi light , the runway turn-off light , and the takeoff light are inoperative on ground and in flight.	

Continued on the following page



DRAGONAIR

A320/A321
MINIMUM EQUIPMENT LIST

MEL OPERATIONAL PROCEDURES


32 - LANDING GEAR

32-31 - Normal Extension and Retraction

Continued from the previous page

SYSTEMS	CONSEQUENCES	PROCEDURE
ELEC (on ground)	When only the APU generator or the GPU supplies the aircraft, the main galleys are not supplied.	
ENG 2 (on ground)	The FADEC supply is continuously on.	
	The automatic start abort is inoperative.	Use the MAN START procedure.
	The minimum idle is inoperative when slats/flaps are extended.	Refer to OpsProc 73-20-05A Minimum Idle on Ground
	When FLX TO is selected, MCT thrust is set.	Use the TOGA for takeoff.
	The thrust reverser is inoperative.	Refer to OpsProc 78-30-01A Thrust Reverser
SLATS (on ground)	The slats are slow from 1 to 0.	
AIR COND (on ground)	Both air conditioning packs ram air inlet do not close.	
WING A ICE (on ground)	On ground, when set to ON, the WING A ICE valve do not close at the end of the test sequence (30 s). The <u>WING A ICE OPEN ON GND</u> alert will be displayed on the EWD .	
ADIRU and AVNCS VENTalert	The horn and the light are inoperative.	
WATER SERVICING (on ground)	The preselect water servicing is inoperative.	
CARGO DOOR (FWD and AFT)	Only the manual control is operative.	
RECORDERS (on ground)	The CVR test and the CVR erase functions are inoperative. The CVR and the DFDR do not stop after engine shutdown.	
BRAKES (on ground)	The brakes cooling is inoperative.	
ECAM (in flight and on ground)	<ul style="list-style-type: none"> On the <u>WHEEL</u> SD page , the landing gear position indications associated with the LGCIU 2 are displayed XX . The <u>L/G</u> LGCIU 2 FAULT alert is displayed on the EWD . 	

Continued on the following page

 DRAGONAIR A320/A321 MINIMUM EQUIPMENT LIST	MEL OPERATIONAL PROCEDURES 32 - LANDING GEAR 32-31 - Normal Extension and Retraction
---	--

Continued from the previous page

IN FLIGHT

● **In the case of loss of the LGCIU 1:**

AP and FD are lost.

Maximum landing capability is CAT 1.

32-31-02A	Landing Gear Retracting System
------------------	---------------------------------------

Ident.: MO-32-31-00008977.0001001 / 29 NOV 11

Applicable to: ALL

Refer to FCOM/PRO-SPO-25-FLIGHT WITH GEAR DOWN (FCOM 2.04.25).

TAKEOFF PERFORMANCE

Input ACARS RTOW MEL code: 32-31-02A



DRAGONAIR

A320/A321


MINIMUM EQUIPMENT LIST

MEL OPERATIONAL PROCEDURES

32 - LANDING GEAR

32-31 - Normal Extension and Retraction

Intentionally left blank

 DRAGONAIR A320/A321 MINIMUM EQUIPMENT LIST	MEL OPERATIONAL PROCEDURES 32 - LANDING GEAR 32-32 - Proximity Detector System
--	--

32-32-02A	LGCIU 2 RH L/G Shock Absorber Proximity Detector
------------------	---

Ident.: MO-32-32-00008978.0002001 / 29 NOV 11

Applicable to: ALL

GENERAL INFORMATION

SYSTEMS	CONSEQUENCES	PROCEDURES
PITOTS (on ground)	The F/O pitot is set to high heating level when the EXT PWR pb-sw is set to OFF.	Keep the EXT PWR pb-sw set to ON until the engine start.
AVNCS VENT (on ground)	<ul style="list-style-type: none"> The system remains in the closed circuit configuration. 	<ul style="list-style-type: none"> Time limitations on ground for ELEC PWR supply: <ul style="list-style-type: none"> OAT ≤ 43 °C : No limitation OAT = 52 °C : 3 h OAT = 61 °C : 30 min Check that the air conditioning system is operative.
ADIRU and AVNCS VENT alert (on ground)	The horn and the light are inoperative.	
HYD alerts (on ground)	The BLUE ELEC PUMP FAULT light and the YELLOW ENG 2 PUMP FAULT light come on when engines are off.	
WING A/ICE (on ground)	The wing anti-ice is not inhibited.	On ground, do not set the WING ANTI ICE pb-sw to ON for more that 30 s . If required, set it to ON just before takeoff.
ATC 2 (on ground)	The ATC 2 is not inhibited.	On ground, set the ATC selector to SYS 1.
LIGHTS (on ground)	The strobe lights are not inhibited.	On ground, set the STROBE sw to OFF.
	On ground, with flaps retracted, the logo lights do not come on.	
ELEC (on ground)	When only the APU generator or GPU supplies the aircraft, the main galleys are not supplied.	
ENG 2 (on ground)	The FADEC supply is continuously on.	
	The automatic start abort is inoperative.	Use the MAN START procedure.
	The minimum idle is inoperative.	Refer to OpsProc 73-20-05A Minimum Idle on Ground
	When FLX TO is selected, MCT thrust is set.	Use the TOGA for takeoff.
SLATS (on ground)	The thrust Reverser is inoperative.	Refer to OpsProc 78-30-01A Thrust Reverser
	The slats are slow from 1 to 0.	

Continued on the following page

**DRAGONAIR****A320/A321**
MINIMUM EQUIPMENT LIST**MEL OPERATIONAL PROCEDURES****32 - LANDING GEAR**

32-32 - Proximity Detector System

Continued from the previous page

SYSTEMS	CONSEQUENCES	PROCEDURES
CARGO DOOR (on ground)	Only the manual control is operative.	
AIR COND (on ground)	The air conditioning pack 2 ram air inlet does not close.	
WATER SERVICING (on ground)	The preselect water servicing is inoperative.	
RECORDERS (on ground)	The CVR test and the CVR erase functions are inoperative. The CVR and the DFDR do not stop after engine shutdown.	
ECAM (in flight and on ground)	<ul style="list-style-type: none">On the <u>WHEEL</u> SD page , the landing gear position indications associated with the LGCIU 2 are displayed XX .The <u>L/G</u> LGCIU 2 FAULT alert is displayed on the EWD .	

32-32-03A**LGCIU 2 LH L/G Shock Absorber Proximity Detector**


Ident.: MO-32-32-00008988.0006001 / 29 NOV 11

Applicable to: B-HSD, B-HSE, B-HSG, B-HSI, B-HSJ, B-HSK, B-HTD, B-HTE, B-HTF, B-HTG, B-HTH, B-HTI

GENERAL INFORMATION

SYSTEMS	CONSEQUENCES	PROCEDURES
PITOTS (on ground)	The CAPT pitot is set to the high heating level when the EXT PWR pb-sw is set to OFF.	Keep the EXT PWR pb-sw set to ON until engine start.
AVNCS VENT (on ground)	<ul style="list-style-type: none">The system remains in the closed circuit configuration	<ul style="list-style-type: none">Time limitations on ground for ELEC PWR supply:<ul style="list-style-type: none">OAT ? 42 °C : No limitationOAT = 53 °C : 3 hOAT = 61 °C : 30 minCheck that the air conditioning system is operative.
ADIRU and AVNCS VENT alert (on ground)	The horn and the light are inoperative.	

Continued on the following page

 DRAGONAIR A320/A321 MINIMUM EQUIPMENT LIST	MEL OPERATIONAL PROCEDURES 32 - LANDING GEAR 32-32 - Proximity Detector System
--	--

Continued from the previous page

SYSTEMS	CONSEQUENCES	PROCEDURES
HYD alerts (on ground)	The BLUE ELEC PUMP FAULT light and the YELLOW ENG 2 PUMP FAULT light come on when engines are off.	
LIGHTS (on ground)	The strobe lights are not inhibited.	On ground, set the STROBE sw to OFF.
	On ground, with flaps retracted, the logo lights do not come on.	
ELEC (on ground)	When only the APU generator or GPU supplies the aircraft, the main galleys are not supplied.	
ENG 2 (on ground)	The FADEC supply is continuously on.	
	The automatic start abort is inoperative.	Use the MAN START procedure.
	The minimum idle is inoperative.	<i>Refer to OpsProc 73-20-05A Minimum Idle on Ground</i>
	When FLX TO selected, MCT thrust is set.	Use the TOGA for takeoff.
SLATS (on ground)	The slats are slow from 1 to 0.	
AIR COND (on ground)	The air conditioning pack 1 ram air inlet does not close	
CARGO DOOR	Only the manual control is operative.	
WATER SERVICING (on ground)	The preselect water servicing is inoperative.	
RECORDERS (on ground)	The CVR test and the CVR erase functions are inoperative. The CVR and the DFDR do not stop after engine shutdown.	
ECAM (in flight and on ground)	<ul style="list-style-type: none"> On the <u>WHEEL</u> SD page , the landing gear position indications associated with the LGCIU 2 are displayed XX . The <u>L/G</u> LGCIU 2 FAULT alert is displayed on the EWD . 	



DRAGONAIR

A320/A321
MINIMUM EQUIPMENT LIST

MEL OPERATIONAL PROCEDURES

32 - LANDING GEAR

32-32 - Proximity Detector System

32-32-03A

LGCIU 2 LH L/G Shock Absorber Proximity Detector


Ident.: MO-32-32-00008988.0016001 / 29 NOV 11

Applicable to: B-HSL, B-HSM, B-HSN, B-HSO, B-HSP, B-HSQ, B-HSR

GENERAL INFORMATION

SYSTEMS	CONSEQUENCES	PROCEDURES
PITOTS (on ground)	The CAPT pitot is set to the high heating level when the EXT PWR pb-sw is set to OFF.	Keep the EXT PWR pb-sw set to ON until engine start.
AVNCS VENT (on ground)	<ul style="list-style-type: none"> The system remains in the closed circuit configuration 	<ul style="list-style-type: none"> Time limitations on ground for ELEC PWR supply: <ul style="list-style-type: none"> OAT ≤ 42 °C : No limitation OAT = 53 °C : 3 h OAT = 61 °C : 30 min Check that the air conditioning system is operative.
ADIRU and AVNCS VENT alert (on ground)	The horn and the light are inoperative.	
HYD alerts (on ground)	The BLUE ELEC PUMP FAULT light and the YELLOW ENG 2 PUMP FAULT light come on when engines are off.	
LIGHTS (on ground)	The strobe lights are not inhibited.	On ground, set the STROBE sw to OFF.
	On ground, with flaps retracted, the logo lights do not come on.	
ELEC (on ground)	When only the APU generator or GPU supplies the aircraft, the main galleys are not supplied.	
ENG 2 (on ground)	The FADEC supply is continuously on.	
	The automatic start abort is inoperative.	Use the MAN START procedure.
	The minimum idle is inoperative.	Refer to OpsProc 73-20-05A Minimum Idle on Ground
	When FLX TO selected, MCT thrust is set.	Use the TOGA for takeoff.
	The thrust reverser is inoperative.	Refer to OpsProc 78-30-01A Thrust Reverser
SLATS (on ground)	The slats are slow from 1 to 0.	
AIR COND (on ground)	The air conditioning pack 1 ram air inlet does not close.	
CARGO DOOR	Only the manual control is operative.	

Continued on the following page

 DRAGONAIR A320/A321 MINIMUM EQUIPMENT LIST	MEL OPERATIONAL PROCEDURES 32 - LANDING GEAR 32-32 - Proximity Detector System
---	--

Continued from the previous page

SYSTEMS	CONSEQUENCES	PROCEDURES
WATER SERVICING (on ground)	The preselect water servicing is inoperative.	
RECORDERS (on ground)	The CVR test and the CVR erase functions are inoperative. The CVR and the DFDR do not stop after engine shutdown.	
ECAM (in flight and on ground)	<ul style="list-style-type: none"> On the <u>WHEEL</u> SD page , the landing gear position indications associated with the LGCIU 2 are displayed XX . The <u>L/G</u> LGCIU 2 FAULT alert is displayed on the EWD . 	

32-32-04A	LGCIU 2 Nose L/G Shock Absorber Proximity Detector
------------------	---

Ident.: MO-32-32-00008989.0001001 / 29 NOV 11

Applicable to: ALL

GENERAL INFORMATION

SYSTEMS	CONSEQUENCES	PROCEDURES
PITOTS (on ground)	The STBY pitot is set to the high heating level when the EXT PWR pb-sw is set to OFF. If displayed, disregard the ANTI ICE CAPT(F/O) PITOT alert on the EWD when EXT PWR pb-sw is set to OFF.	Keep the EXT PWR pb-sw set to ON until the engine start.
HYD (on ground)	The PTU runs after the first engine start until the second engine is started.	
ENG 2 (on ground)	The minimum idle is inoperative when slats/flaps are extended.	<i>Refer to OpsProc 73-20-05A Minimum Idle on Ground</i>
ECAM (in flight and on ground)	For <u>WHEEL</u> SD page and ECAM alert <i>Refer to OpsProc 32-32-03A LGCIU 2 LH L/G Shock Absorber Proximity Detector</i> " ECAM " line.	

**DRAGONAIR****A320/A321**
MINIMUM EQUIPMENT LIST**MEL OPERATIONAL PROCEDURES****32 - LANDING GEAR**

32-32 - Proximity Detector System

32-32-05A**LGCIU 2 RH L/G Down Lock Proximity Detector**

Ident.: MO-32-32-00008990.0004001 / 29 NOV 11

Applicable to: **ALL****GENERAL INFORMATION**


SYSTEMS	CONSEQUENCES	PROCEDURES
ENG 2 (on ground)	REVERSER 2 is displayed in the INOP SYS column on the <u>STATUS</u> SD page .	The REVERSER 2 is still operative.
	The minimum idle is inoperative when slats/flaps are extended.	<i>Refer to OpsProc 73-20-05A Minimum Idle on Ground</i>
ECAM (in flight and on ground)	For <u>WHEEL</u> SD page and ECAM alert <i>Refer to OpsProc 32-32-03A LGCIU 2 LH L/G Shock Absorber Proximity Detector</i> " ECAM " line.	

32-32-06A**LGCIU 2 LH L/G Down Lock Proximity Detector**

Ident.: MO-32-32-00008991.0010001 / 29 NOV 11

Applicable to: **ALL****GENERAL INFORMATION**

SYSTEMS	CONSEQUENCES	PROCEDURES
BRAKES	The brakes cooling is inoperative.	
ENG 2 (on ground)	REVERSER 2 is displayed in the INOP SYS column on the <u>STATUS</u> SD page .	The REVERSER 2 is still operative.
	The minimum idle is inoperative when slats/flaps are extended.	<i>Refer to OpsProc 73-20-05A Minimum Idle on Ground</i>
ECAM (in flight and on ground)	For <u>WHEEL</u> SD page and ECAM alert <i>Refer to OpsProc 32-32-03A LGCIU 2 LH L/G Shock Absorber Proximity Detector</i> " ECAM " line.	

 DRAGONAIR A320/A321 MINIMUM EQUIPMENT LIST	MEL OPERATIONAL PROCEDURES 32 - LANDING GEAR 32-32 - Proximity Detector System
--	--

32-32-07A	LGCIU 2 Nose L/G Down Lock Proximity Detector
------------------	--

Ident.: MO-32-32-00008992.0001001 / 29 NOV 11

Applicable to: ALL

GENERAL INFORMATION

SYSTEMS	CONSEQUENCES
LIGHTS (in flight and on ground)	The Taxi light and the takeoff light are inoperative.
ECAM (in flight and on ground)	For <u>WHEEL</u> SD page and ECAM alert <i>Refer to Item 32-31-01 Landing Gear Control and Interface Unit (LGCIU) " ECAM " line.</i>


32-32-08A	LGCIU 2 RH L/G Up Lock Proximity Detector
------------------	--

Ident.: MO-32-32-00008993.0004001 / 29 NOV 11

Applicable to: ALL

GENERAL INFORMATION

SYSTEMS	CONSEQUENCES	PROCEDURES
ENG 2 (on ground)	REVERSER 2 is displayed in the INOP SYS column on the STATUS SD page .	The thrust Reverser 2 is still operative.
	The minimum idle on ground is inoperative when slats/flaps are extended.	<i>Refer to OpsProc 73-20-05A Minimum Idle on Ground</i>
ECAM (in flight and on ground)	For <u>WHEEL</u> SD page and ECAM alert <i>Refer to Item 32-31-01 Landing Gear Control and Interface Unit (LGCIU) " ECAM " line.</i>	

 DRAGONAIR A320/A321 MINIMUM EQUIPMENT LIST	MEL OPERATIONAL PROCEDURES 32 - LANDING GEAR 32-32 - Proximity Detector System
---	--

32-32-09A	LGCIU 2 LH L/G Up Lock Proximity Detector
------------------	--

Ident.: MO-32-32-00008994.0004001 / 29 NOV 11

Applicable to: ALL

GENERAL INFORMATION

SYSTEMS	CONSEQUENCES	PROCEDURES
ENG 2 (on ground)	REVERSER 2 is displayed in the INOP SYS column on the <u>STATUS</u> SD page .	The thrust Reverser 2 is still operative.
	The minimum idle on ground is inoperative when slats/flaps are extended.	<i>Refer to OpsProc 73-20-05A Minimum Idle on Ground</i>
ECAM (in flight and on ground)	For <u>WHEEL</u> SD page and ECAM alert <i>Refer to Item 32-31-01 Landing Gear Control and Interface Unit (LGCIU) " ECAM " line.</i>	

32-32-10A	LGCIU 2 Nose L/G Up Lock Proximity Detector
------------------	--

Ident.: MO-32-32-00009002.0004001 / 29 NOV 11

Applicable to: ALL

GENERAL INFORMATION


SYSTEMS	CONSEQUENCES	PROCEDURES
ENG 2 (on ground)	REVERSER 2 is displayed in the INOP SYS column on the <u>STATUS</u> SD page .	The thrust Reverser 2 is still operative.
	The minimum idle on ground is inoperative when slats/flaps are extended.	<i>Refer to OpsProc 73-20-05A Minimum Idle on Ground</i>
ECAM (in flight and on ground)	For <u>WHEEL</u> SD page and ECAM alert <i>Refer to Item 32-31-01 Landing Gear Control and Interface Unit (LGCIU) " ECAM " line.</i>	

32-32-11A	LGCIU 2 RH L/G Doors Open Proximity Detector
------------------	---

Ident.: MO-32-32-20802058.9001001 / 29 NOV 11

Applicable to: ALL

Refer to OpsProc 32-32-08A LGCIU 2 RH L/G Up Lock Proximity Detector

 DRAGONAIR A320/A321 MINIMUM EQUIPMENT LIST	MEL OPERATIONAL PROCEDURES 32 - LANDING GEAR 32-32 - Proximity Detector System
--	--

32-32-12A	LGCIU 2 LH L/G Doors Open Proximity Detector
------------------	---

Ident.: MO-32-32-20802065.9001001 / 29 NOV 11

Applicable to: ALL

Refer to OpsProc 32-32-09A LGCIU 2 LH L/G Up Lock Proximity Detector

32-32-13A	LGCIU 2 Nose L/G Doors Open Proximity Detector
------------------	---

Ident.: MO-32-32-20802072.9001001 / 29 NOV 11

Applicable to: ALL

Refer to OpsProc 32-32-10A LGCIU 2 Nose L/G Up Lock Proximity Detector

32-32-14A	LGCIU 2 RH L/G Doors Closed Proximity Detector
------------------	---

Ident.: MO-32-32-20802079.9001001 / 29 NOV 11

Applicable to: ALL

Refer to OpsProc 32-32-08A LGCIU 2 RH L/G Up Lock Proximity Detector

32-32-15A	LGCIU 2 LH L/G Doors Closed Proximity Detector
------------------	---

Ident.: MO-32-32-20802086.9001001 / 29 NOV 11

Applicable to: ALL

Refer to OpsProc 32-32-09A LGCIU 2 LH L/G Up Lock Proximity Detector

32-32-16A	LGCIU 2 Nose L/G Doors Closed Proximity Detector
------------------	---

Ident.: MO-32-32-20802093.9001001 / 29 NOV 11

Applicable to: ALL

Refer to OpsProc 32-32-10A LGCIU 2 Nose L/G Up Lock Proximity Detector



DRAGONAIR

A320/A321


MINIMUM EQUIPMENT LIST

MEL OPERATIONAL PROCEDURES

32 - LANDING GEAR

32-32 - Proximity Detector System

Intentionally left blank

 <p>DRAGONAIR A320/A321 MINIMUM EQUIPMENT LIST</p>	<p>MEL OPERATIONAL PROCEDURES 32 - LANDING GEAR 32-33 - Free Fall Extension</p>
--	---

32-33-01A	Landing Gear Gravity Extension System
------------------	--

Ident.: MO-32-33-00009003.0001001 / 29 NOV 11
Applicable to: ALL

Refer to FCOM/PRO-SPO-25-FLIGHT WITH GEAR DOWN (FCOM 2.04.25).

TAKEOFF PERFORMANCE

Input ACARS RTOW MEL code: 32-33-01A



DRAGONAIR

A320/A321


MINIMUM EQUIPMENT LIST

MEL OPERATIONAL PROCEDURES

32 - LANDING GEAR

32-33 - Free Fall Extension

Intentionally left blank

 <p>DRAGONAIR A320/A321 MINIMUM EQUIPMENT LIST</p>	<p>MEL OPERATIONAL PROCEDURES 32 - LANDING GEAR 32-42 - Normal Braking</p>
--	--

32-42-01A	Main Wheel Brake
------------------	-------------------------

Ident.: MO-32-42-00009004.0029001 / 29 NOV 11

Applicable to: B-HTD, B-HTE, B-HTF, B-HTG, B-HTH, B-HTI

FLIGHT PREPARATION/LIMITATIONS

Maximum landing capability is CAT 3 Single.

Takeoff performance:

Input ACARS RTOW MEL code: 32-42-01A

Landing performance:

Input ACARS LANDING FAIL CODE : BRK02

or

Multiply the required landing distance by 1.30.

FOR TAKEOFF

The autobrake function, even if available, must not be used.

● **In the case of engine failure at takeoff:**

Retract the landing gear when positive climb.

Vibrations may occur during 1 or 2 min after the retraction of the landing gear.

● **If both engines are operative:**

Keep the landing gear down for 1 min.

FOR LANDING

The autobrake function, even if available, must not be used.

32-42-01A	Main Wheel Brake
------------------	-------------------------

Ident.: MO-32-42-00009004.0170001 / 29 NOV 11

Applicable to: B-HSD, B-HSE, B-HSG, B-HSI, B-HSJ, B-HSK, B-HSL, B-HSM, B-HSN, B-HSO, B-HSP, B-HSQ, B-HSR

FLIGHT PREPARATION/LIMITATIONS

Maximum landing capability is CAT 3 Single.

Takeoff performance:

Input ACARS RTOW MEL code: 32-42-01A

Landing performance:

Input ACARS LANDING FAIL CODE : BRK02

Continued on the following page



DRAGONAIR
A320/A321
MINIMUM EQUIPMENT LIST

MEL OPERATIONAL PROCEDURES

32 - LANDING GEAR

32-42 - Normal Braking

Continued from the previous page

or

Multiply the required landing distance by 1.25.

FOR TAKEOFF

The autobrake function, even if available, must not be used.

● **In the case of engine failure at takeoff:**

Retract the landing gear when positive climb.

Vibrations may occur during 1 or 2 min after the retraction of the landing gear.

● **If both engines are operative:**

Keep the landing gear down for 1 min.

FOR LANDING

The autobrake function, even if available, must not be used.

32-42-02A

Green System Brake

Ident.: MO-32-42-00009005.0001001 / 29 NOV 11

Applicable to: **ALL**

FLIGHT PREPARATION/LIMITATIONS

Refer to OpsProc 32-42-01A Main Wheel Brake

Takeoff performance:

Input ACARS RTOW MEL code: 32-42-02A

Landing performance:

Input ACARS LANDING FAIL CODE : BRK02

or

Increase the landing distances by 25 % .

32-42-03A


Braking/Steering Control Unit (BSCU) System 1

Ident.: MO-32-42-20801704.9001001 / 29 NOV 11

Applicable to: **ALL**

FLIGHT PREPARATION/LIMITATIONS

Check before each flight on MCDU/LAST LEG REPORT SD page that there is no fault message related to the L/G SYS DISAGREE caution.

 <p>DRAGONAIR A320/A321 MINIMUM EQUIPMENT LIST</p>	<p>MEL OPERATIONAL PROCEDURES 32 - LANDING GEAR 32-42 - Normal Braking</p>
--	--

32-42-04A	Braking/Steering Control Unit (BSCU) System 2
------------------	--

Ident.: MO-32-42-20801705.9001001 / 29 NOV 11

Applicable to: ALL

FLIGHT PREPARATION/LIMITATIONS

Check before each flight on MCDU/LAST LEG REPORT SD page that there is no fault message related to the L/G SYS DISAGREE caution.

32-42-05A	AUTO/BRK Function
------------------	--------------------------

Ident.: MO-32-42-00009006.0001001 / 11 MAR 10

Applicable to: ALL

FLIGHT PREPARATION/LIMITATIONS

Maximum landing capability is CAT 3 SINGLE.

BEFORE TAKEOFF

When T.O MEMO is displayed on the EWD, disregard the line:
 AUTO BRK..... MAX (blue)



DRAGONAIR

A320/A321


MINIMUM EQUIPMENT LIST

MEL OPERATIONAL PROCEDURES

32 - LANDING GEAR

32-42 - Normal Braking

Intentionally left blank

 <p>DRAGONAIR A320/A321 MINIMUM EQUIPMENT LIST</p>	<p>MEL OPERATIONAL PROCEDURES 32 - LANDING GEAR 32-47 - Brake Temperature System</p>
--	--

32-47-01A	Brake Temperature Monitoring Unit (BTMU)
------------------	---

Ident.: MO-32-47-00009008.0001001 / 29 NOV 11

Applicable to: ALL

DURING PRELIMINARY COCKPIT PREPARATION

HYDRAULIC/BRK/TEMP/DET/UNIT (121VU M26 or M37) C/B PULL

Determine brake cooling time (*Refer to OpsProc 32-07-01A(B) Brakes Temperature Indication on the WHEEL SD page*).



DRAGONAIR

A320/A321


MINIMUM EQUIPMENT LIST

MEL OPERATIONAL PROCEDURES

32 - LANDING GEAR

32-47 - Brake Temperature System

Intentionally left blank

 <p>DRAGONAIR A320/A321 MINIMUM EQUIPMENT LIST</p>	<p>MEL OPERATIONAL PROCEDURES 32 - LANDING GEAR 32-51 - Steering</p>
--	--

32-51-01A	Nose Wheel Steering Control System
------------------	---

Ident.: MO-32-51-20802048.9001001 / 29 NOV 11

Applicable to: ALL

GENERAL INFORMATION

The electrical and hydraulic control of NWS is inoperative. Do not reset the WHEEL N/W STRG FAULT alert with A/SKID & N/W STRG selector . The WHEEL N/W STRG FAULT alert indicates that no hydraulic pressure is applied on the NWS actuator.

FLIGHT PREPARATION/LIMITATIONS

Dispatch is not permitted from (or to) contaminated runways.

Maximum crosswind component for takeoff and landing: 20 kt.

Maximum landing capability is CAT 3 SINGLE.

Note: the automatic roll out is not permitted (Refer to QRH/OPS Required Equipment for CAT2 and CAT3).

● For operations with crosswind component above 5 kt:

Reduce maximum takeoff performance limiting weight by 1 000 kg

DURING TAXI

Taxiing Procedure:

- Avoid high thrust settings, taxi speed limited to 20 kt .
- Check brakes temperature (if available) before takeoff.
If necessary, set the BRAKES FAN pb-sw to ON.
- Minimum speed of 5 kt is required to initiate a turn.
- Apply asymmetrical thrust in straight taxi to compensate crosswind and differential braking for taxi and line up as required.
- Avoid sharp turns and use maximum width of the runway.
- Do not apply too high asymmetrical thrust to avoid that nose landing gear get stuck to full travel (90 °) (in that case release the aircraft by towing).

FOR TAKEOFF

● In the case of crosswind component above 5 kt:

- Set full nose down elevator till 80 kt regardless of the aircraft loading.
- Apply EPR = 1.05 on the brakes
- Release the brakes, and smoothly apply takeoff power
- Use asymmetric braking, if required, to keep on runway center-line until directional control is available by use of rudder.
- Release stick progressively to reach neutral at about 100 kt.

Continued on the following page

Continued from the previous page

FOR LANDING

Do not use autobrake for landing.

- **In the case of crosswing component above 5 kt:**
 - Aircraft lateral control is achieved with the rudder until slowing to approximately 50 kt IAS.
 - Upon reaching 50 kt IAS use differential braking to achieve taxi speed as required.

AFTER LANDING

Disengage AP at touchdown when autoland is performed.

32-51-02A	Rudder PEDALS DISC pb
Ident.: MO-32-51-00012799.0001001 / 17 SEP 10	
Applicable to: ALL	

The purpose of the procedure is to explain how to perform the flight control check with one or both PEDALS DISC pb failed in the released position.

GENERAL INFORMATION

- **When the disconnection is not possible on one side:**
 The flight control check can be performed on the operative side.
- **When the disconnection is not possible on both sides:**
 The flight control check must be performed while aircraft is stopped.
Note: it is not necessary to set the A/SKID & N/W STRG sw to OFF.


32-51-03A	NWS Electrical Deactivation Box (towing mode is not available when the lever is in the TOWING position)
Ident.: MO-32-51-00009010.0001001 / 17 SEP 10	
Applicable to: ALL	

BEFORE CONVENTIONAL OR TOWLESS PUSHBACK

A/SKID & N/W STRG selector..... OFF

AFTER PUSHBACK

A/SKID & N/W STRG selector..... ON

 DRAGONAIR A320/A321 MINIMUM EQUIPMENT LIST	MEL OPERATIONAL PROCEDURES 32 - LANDING GEAR 32-51 - Steering
---	---

32-51-03B	NWS Electrical Deactivation Box (NWS Electrical Deactivation Box deactivated)
------------------	--

Ident.: MO-32-51-00012592.0001001 / 17 SEP 10

Applicable to: ALL

BEFORE CONVENTIONAL OR TOWLESS PUSHBACK
A/SKID & N/W STRG selector..... OFF
As a result of the NWS electrical box deactivation, the parking brake light on that box will not be available.
The parking brake setting must be verbally confirmed between the flight crew and the ground personnel before pushback.

AFTER PUSHBACK
A/SKID & N/W STRG selector..... ON

32-51-04A	PARKING BRAKE light on the NWS Electrical Deactivation Box
------------------	---

Ident.: MO-32-51-00009011.0001001 / 17 SEP 10

Applicable to: ALL

BEFORE PUSHBACK
The parking brake setting must be verbally confirmed between the flight crew and the ground personnel.



DRAGONAIR

A320/A321


MINIMUM EQUIPMENT LIST

MEL OPERATIONAL PROCEDURES

32 - LANDING GEAR

32-51 - Steering

Intentionally left blank

 DRAGONAIR A320/A321 MINIMUM EQUIPMENT LIST	MEL OPERATIONAL PROCEDURES 33 - LIGHTS 33-20 - Cabin General Illumination
---	---

33-20-03A	Lavatory Sign (Return to seat)
------------------	---------------------------------------

Ident.: MO-33-20-00008956.0001001 / 11 MAR 10

Applicable to: ALL

DURING COCKPIT PREPARATION

Check that the passenger address function is operative in the affected lavatory with the door closed.



DRAGONAIR

A320/A321


MINIMUM EQUIPMENT LIST

MEL OPERATIONAL PROCEDURES

33 - LIGHTS

33-20 - Cabin General Illumination

Intentionally left blank

 DRAGONAIR A320/A321 MINIMUM EQUIPMENT LIST	MEL OPERATIONAL PROCEDURES 33 - LIGHTS 33-40 - Exterior Lighting
---	--

33-40-04A	Landing light Extension/Retraction System
------------------	--

Ident.: MO-33-40-00008957.0001001 / 11 MAR 10

Applicable to: ALL

FLIGHT PREPARATION/LIMITATIONS

The fuel consumption is increased by 1 % per landing light extended.

33-40-08C 33-40-08D	Beacon light
--------------------------------------	---------------------

Ident.: MO-33-40-00008958.0001001 / 11 MAR 10

Applicable to: ALL

BEFORE ENGINE START

● If the bottom light is inoperative:

If this light is used to alert the ground crew of the engine start, an alternate procedure must be established by each airline to alert the ground crew of the engine start.

33-40-09A	Wing Scan light
------------------	------------------------

Ident.: MO-33-40-20801571.9001001 / 29 NOV 11

Applicable to: ALL

FLIGHT PREPARATION/LIMITATIONS

For ice accretion use external visual ice indicator.



DRAGONAIR

A320/A321


MINIMUM EQUIPMENT LIST

MEL OPERATIONAL PROCEDURES

33 - LIGHTS

33-40 - Exterior Lighting

Intentionally left blank

 DRAGONAIR A320/A321 MINIMUM EQUIPMENT LIST	MEL OPERATIONAL PROCEDURES 34 - NAVIGATION 34-01 - Overhead Panels 34-01-01 - ADIRS Overhead Panel
---	---

34-01-01-31A	ADR pb-sw
---------------------	------------------

Ident.: MO-34-01-01-00008926.0001001 / 17 SEP 10

Applicable to: ALL

IN FLIGHT

If needed, the associated ADR can be set to OFF through the associated mode selector.

Note: ● **If the ADR is set to OFF:**

The associated IR is also set to OFF.

The F/CTL MAINTENANCE message is displayed on the STATUS SD page.

34-01-01-32A	IR pb-sw
---------------------	-----------------

Ident.: MO-34-01-01-00008927.0001001 / 29 NOV 11

Applicable to: B-HSO, B-HSP, B-HSQ, B-HSR

IN FLIGHT

If needed, the associated IR can be set to OFF through the associated mode selector.

Note: ● **If the IR is set to OFF:**

The associated ADR is also set to OFF.

The F/CTL MAINTENANCE message is displayed on the STATUS SD page.



DRAGONAIR

A320/A321

MINIMUM EQUIPMENT LIST


MEL OPERATIONAL PROCEDURES

34 - NAVIGATION

34-01 - Overhead Panels

34-01-01 - ADIRS Overhead Panel

Intentionally left blank

 DRAGONAIR A320/A321 MINIMUM EQUIPMENT LIST	MEL OPERATIONAL PROCEDURES 34 - NAVIGATION 34-05 - Indications on the Primary Flight Display (PFD)
---	--

34-05-07A	Other Air Data Related Indications on the PFD
------------------	--

Ident.: MO-34-05-00008951.0001001 / 29 NOV 11

Applicable to: ALL

GENERAL INFORMATION

For F, S, Green Dot determination, refer to *Refer to QRH/FPE-SPD Speeds*.

For VAPP determination, refer to *Refer to QRH/FPE-IFL VAPP Determination*.

For VFE or VLE determination, refer to the corresponding placard in the cockpit.

34-05-08A	Attitude Indication on the PFD
------------------	---------------------------------------

Ident.: MO-34-05-00008953.0001001 / 11 MAR 10

Applicable to: ALL

FLIGHT PREPARATION/LIMITATIONS

Maximum landing capability is CAT 1.



DRAGONAIR

A320/A321


MINIMUM EQUIPMENT LIST

MEL OPERATIONAL PROCEDURES

34 - NAVIGATION

34-05 - Indications on the Primary Flight Display (PFD)

Intentionally left blank

 <p>DRAGONAIR A320/A321 MINIMUM EQUIPMENT LIST</p>	<p align="center">MEL OPERATIONAL PROCEDURES 34 - NAVIGATION 34-10 - Air Data/Inertial Reference System (ADIRS)</p>
--	---

34-10-02B	ADR 2
------------------	--------------

Ident.: MO-34-10-00008928.0001001 / 17 SEP 10

Applicable to: B-HSD, B-HSE, B-HSG, B-HSI, B-HSJ, B-HTD, B-HTE, B-HTF

FLIGHT PREPARATION/LIMITATIONS

Maximum landing capability is CAT 3 SINGLE.

RVSM operations are not permitted.

DURING COCKPIT PREPARATION

- ADR 2 pb-sw.....OFF

The F/CTL *MAINTENANCE* message is displayed on the *STATUS* SD page.

- AIR DATA SWITCHING selector.....F/O 3

- ADIRS/ADIRU/2/26VAC AND AOA (location 121VU N08 or N09) C/B.....Pull

AFTER ENGINE START

- Use the RCL pb-sw on the ECAM control panel, in order to recall the NAV ADR 2 FAULT alert.

- On the EWD, check that the ADR 2...OFF procedure is not displayed.

FOR TAKEOFF

Takeoff in CONF 1+F is not permitted.

Note: When the ADR 2 pb-sw is set to OFF, and if the aircraft is in CONF 1+F, the SFCS n°2 Flap channel is unable to crosscheck the airspeed coming from the ADR 1 with the ADR 2 airspeed coming from the SFCS n°2 Slat channel. This may lead to an uncommanded flap retraction during the takeoff. As a consequence, takeoff in CONF 1+F is not permitted when the ADR 2 pb-sw is set to OFF.

34-10-02B	ADR 2
------------------	--------------

Ident.: MO-34-10-00008928.0003001 / 29 NOV 11

Applicable to: B-HSK, B-HSL, B-HSM, B-HSN, B-HSO, B-HSP, B-HSQ, B-HSR, B-HTG, B-HTH, B-HTI

FLIGHT PREPARATION/LIMITATIONS

Maximum landing capability is CAT 3 SINGLE.

DURING COCKPIT PREPARATION

- ADR 2 pb-sw.....OFF

The F/CTL *MAINTENANCE* message is displayed on the *STATUS* SD page.

- AIR DATA SWITCHING selector.....F/O 3

- ADIRS/ADIRU/2/26VAC AND AOA (location 121VU N08 or N09) C/B.....Pull

Continued on the following page



DRAGONAIR

A320/A321
MINIMUM EQUIPMENT LIST

MEL OPERATIONAL PROCEDURES

34 - NAVIGATION

34-10 - Air Data/Inertial Reference System (ADIRS)

Continued from the previous page

AFTER ENGINE START

- Use the RCL pb-sw on the ECAM control panel, in order to recall the NAV ADR 2 FAULT alert.
- On the EWD, check that the ADR 2...OFF procedure is not displayed.

FOR TAKEOFF

Takeoff in CONF 1+F is not permitted.

***Note:** When the ADR 2 pb-sw is set to OFF, and if the aircraft is in CONF 1+F, the SFCS n°2 Flap channel is unable to crosscheck the airspeed coming from the ADR 1 with the ADR 2 airspeed coming from the SFCS n°2 Slat channel. This may lead to an uncommanded flap retraction during the takeoff. As a consequence, takeoff in CONF 1+F is not permitted when the ADR 2 pb-sw is set to OFF.*

34-10-03A

ADR 3

Ident.: MO-34-10-00008929.0001001 / 17 SEP 10

Applicable to: **ALL**

FLIGHT PREPARATION/LIMITATIONS

Maximum landing capability is CAT 3 SINGLE.

DURING COCKPIT PREPARATION

- ADR 3 pb-sw.....OFF
The F/CTL MAINTENANCE message is displayed on the STATUS SD page.
- ADIRS/ADIRU/3/26VAC AND AOA (location 121VU N07 or N08) C/B..... Pull

AFTER ENGINE START

- Use the RCL pb-sw on the ECAM control panel, in order to recall the NAV ADR 3 FAULT alert.
- On the EWD, check that the ADR 3...OFF procedure is not displayed.

34-10-04B

34-10-04C

IR 1


Ident.: MO-34-10-00008930.0001001 / 29 NOV 11

Applicable to: B-HSD, B-HSE, B-HSG, B-HSI, B-HSJ, B-HSK, B-HSL, B-HSM, B-HSN, B-HTD, B-HTE, B-HTF, B-HTG, B-HTH, B-HTI

FLIGHT PREPARATION/LIMITATIONS

Maximum landing capability is CAT 3 SINGLE.

Continued on the following page

 <p>DRAGONAIR A320/A321 MINIMUM EQUIPMENT LIST</p>	<p align="center">MEL OPERATIONAL PROCEDURES 34 - NAVIGATION 34-10 - Air Data/Inertial Reference System (ADIRS)</p>
--	---

Continued from the previous page

DURING COCKPIT PREPARATION

- ATT HDG SWITCHING selector CAPT 3
- IR 1 mode selector ATT
- The heading must be entered through the CDU keyboard for the IR 1 and has to be frequently reset (*Refer to FCOM/PRO-ABN-34 IR ALIGNMENT IN ATT MODE (FCOM 3.02.34)).*)

<p>34-10-04B 34-10-04C</p>	<p align="center">IR 1</p>
--	-----------------------------------

Ident.: MO-34-10-00008930.0002001 / 29 NOV 11
Applicable to: B-HSO, B-HSP, B-HSQ, B-HSR

FLIGHT PREPARATION/LIMITATIONS

Maximum landing capability is CAT 3 SINGLE.

DURING COCKPIT PREPARATION

- ATT HDG SWITCHING selector CAPT 3
- IR 1 mode selector ATT
- The heading must be entered through the MCDU for the IR 1 and has to be frequently reset (*Refer to FCOM/PRO-ABN-34 IR ALIGNMENT IN ATT MODE (FCOM 3.02.34)).*)

<p>34-10-05B</p>	<p align="center">IR 2 (IR 2 totally inoperative)</p>
-------------------------	--

Ident.: MO-34-10-00008931.0001001 / 17 SEP 10
Applicable to: B-HSD, B-HSE, B-HSG, B-HSI, B-HSJ, B-HTD, B-HTE, B-HTF


FLIGHT PREPARATION/LIMITATIONS

Maximum landing capability is CAT 3 SINGLE.
RVSM operations are not permitted because the ADR 2 is set to OFF.

DURING COCKPIT PREPARATION

- IR 2 mode selector..... OFF
- *ADR 2 is consequently set to OFF.*
- *The F/CTL MAINTENANCE message is displayed on the STATUS SD page.*
- ATT HDG SWITCHING selector..... F/O 3
- AIR DATA SWITCHING selector..... F/O 3

Continued on the following page

 <p>DRAGONAIR A320/A321 MINIMUM EQUIPMENT LIST</p>	<p align="center">MEL OPERATIONAL PROCEDURES 34 - NAVIGATION 34-10 - Air Data/Inertial Reference System (ADIRS)</p>
---	---

Continued from the previous page

FOR TAKEOFF

Takeoff in CONF 1+F is not permitted.

Note: When the ADR 2 is set to OFF, and if the aircraft is in CONF 1+F, the SFCS n°2 Flap channel is unable to crosscheck the airspeed coming from the ADR 1 with the ADR 2 airspeed coming from the SFCS n°2 Slat channel. This may lead to an uncommanded flap retraction during the takeoff. As a consequence, takeoff in CONF 1+F is not permitted when the ADR 2 is set to OFF.

34-10-05B	IR 2 (IR 2 totally inoperative)
-----------	---------------------------------

Ident.: MO-34-10-00008931.0004001 / 29 NOV 11 Applicable to: B-HSO, B-HSP, B-HSQ, B-HSR
--

FLIGHT PREPARATION/LIMITATIONS

Maximum landing capability is CAT 3 SINGLE.

DURING COCKPIT PREPARATION

- IR 2 pb-sw.....OFF
The F/CTL MAINTENANCE message is displayed on the STATUS SD page.
- ATT HDG SWITCHING selector.....F/O 3
- AIR DATA SWITCHING selector.....F/O 3

34-10-05B	IR 2 (IR 2 totally inoperative)
-----------	---------------------------------

Ident.: MO-34-10-00008931.0003001 / 29 NOV 11 Applicable to: B-HSK, B-HSL, B-HSM, B-HSN, B-HTG, B-HTH, B-HTI


FLIGHT PREPARATION/LIMITATIONS

Maximum landing capability is CAT 3 SINGLE.

DURING COCKPIT PREPARATION

- IR 2 mode selector..... OFF
*Note: 1. ADR 2 is consequently set to OFF.
2. The F/CTL MAINTENANCE message is displayed on the STATUS SD page.*
- ATT HDG SWITCHING selector.....F/O 3
- AIR DATA SWITCHING selector.....F/O 3

Continued on the following page

 <p>DRAGONAIR A320/A321 MINIMUM EQUIPMENT LIST</p>	<p align="center">MEL OPERATIONAL PROCEDURES 34 - NAVIGATION 34-10 - Air Data/Inertial Reference System (ADIRS)</p>
--	---

Continued from the previous page

FOR TAKEOFF

Takeoff in CONF 1+F is not permitted.

Note: When the ADR 2 is set to OFF, and if the aircraft is in CONF 1+F, the SFCS n°2 Flap channel is unable to crosscheck the airspeed coming from the ADR 1 with the ADR 2 airspeed coming from the SFCS n°2 Slat channel. This may lead to an uncommanded flap retraction during the takeoff. As a consequence, takeoff in CONF 1+F is not permitted when the ADR 2 is set to OFF.

34-10-05C	IR 2 (only NAV mode of IR 2 inoperative)
------------------	---

Ident.: MO-34-10-00008932.0001001 / 29 NOV 11
Applicable to: B-HSD, B-HSE, B-HSG, B-HSI, B-HSJ, B-HSK, B-HSL, B-HSM, B-HSN, B-HTD, B-HTE, B-HTF, B-HTG, B-HTH, B-HTI

FLIGHT PREPARATION/LIMITATIONS

Maximum landing capability is CAT 3 SINGLE.

DURING COCKPIT PREPARATION

- ATT HDG SWITCHING selectorF/O 3
- IR 2 mode selector ATT
- The heading must be entered through the CDU keyboard for the IR 2 and has to be frequently reset (Refer to FCOM/PRO-ABN-34 IR ALIGNMENT IN ATT MODE (FCOM 3.02.34)).

34-10-05C	IR 2 (only NAV mode of IR 2 inoperative)
------------------	---


Ident.: MO-34-10-00008932.0002001 / 29 NOV 11
Applicable to: B-HSO, B-HSP, B-HSQ, B-HSR

FLIGHT PREPARATION/LIMITATIONS

Maximum landing capability is CAT 3 SINGLE.

DURING COCKPIT PREPARATION

- ATT HDG SWITCHING selectorF/O 3
- IR 2 mode selector ATT
- The heading must be entered through the MCDU keyboard for the IR 2 and has to be frequently reset (Refer to FCOM/PRO-ABN-34 IR ALIGNMENT IN ATT MODE (FCOM 3.02.34)).

 DRAGONAIR A320/A321 MINIMUM EQUIPMENT LIST	MEL OPERATIONAL PROCEDURES 34 - NAVIGATION 34-10 - Air Data/Inertial Reference System (ADIRS)
---	---

34-10-06A	IR 3 (for aircraft without Honeywell 10 MCU ADIRU with IR 3 totally inoperative)
------------------	---

Ident.: MO-34-10-00008933.0001001 / 29 NOV 11

Applicable to: B-HSD, B-HSE, B-HSG, B-HSI, B-HSJ, B-HSK, B-HSL, B-HSM, B-HSN, B-HTD, B-HTE, B-HTF, B-HTG, B-HTH, B-HTI

FLIGHT PREPARATION/LIMITATIONS

Maximum landing capability is CAT 3 SINGLE.

DURING COCKPIT PREPARATION

IR 3 mode selector..... OFF

- Note:
1. The ADR 3 is consequently set to OFF.
 2. The F/CTL MAINTENANCE message is displayed on the STATUS SD page.

34-10-06A	IR 3 (for aircraft without Honeywell 10 MCU ADIRU with IR 3 totally inoperative)
------------------	---

Ident.: MO-34-10-00008933.0002001 / 29 NOV 11

Applicable to: B-HSO, B-HSP, B-HSQ, B-HSR

FLIGHT PREPARATION/LIMITATIONS

Maximum landing capability is CAT 3 SINGLE.

DURING COCKPIT PREPARATION

IR 3 pb-sw..... OFF

The F/CTL MAINTENANCE is displayed on the STATUS SD page.

34-10-06B	IR 3 (for aircraft without Honeywell 10 MCU ADIRU with only NAV mode of IR 3 inoperative)
------------------	--

Ident.: MO-34-10-00008934.0001001 / 29 NOV 11


Applicable to: B-HSD, B-HSE, B-HSG, B-HSI, B-HSJ, B-HSK, B-HSL, B-HSM, B-HSN, B-HTD, B-HTE, B-HTF, B-HTG, B-HTH, B-HTI

FLIGHT PREPARATION/LIMITATIONS

Maximum landing capability is CAT 3 SINGLE.

DURING COCKPIT PREPARATION

- IR 3 mode selector ATT
- The heading must be entered through the CDU keyboard for the IR 3 and has to be frequently reset (Refer to FCOM/PRO-ABN-34 IR ALIGNMENT IN ATT MODE (FCOM 3.02.34)).

 <p>DRAGONAIR A320/A321 MINIMUM EQUIPMENT LIST</p>	<p align="center">MEL OPERATIONAL PROCEDURES 34 - NAVIGATION 34-10 - Air Data/Inertial Reference System (ADIRS)</p>
--	---

34-10-06B	IR 3 (for aircraft without Honeywell 10 MCU ADIRU with only NAV mode of IR 3 inoperative)
------------------	--

Ident.: MO-34-10-00008934.0002001 / 29 NOV 11

Applicable to: B-HSO, B-HSP, B-HSQ, B-HSR

FLIGHT PREPARATION/LIMITATIONS

Maximum landing capability is CAT 3 SINGLE.

DURING COCKPIT PREPARATION

- IR 3 mode selector ATT
- The heading must be entered through the MCDU for the IR 3 and has to be frequently reset
(Refer to FCOM/PRO-ABN-34 IR ALIGNMENT IN ATT MODE (FCOM 3.02.34)).

34-10-07A	IR 3 (for aircraft with Honeywell 10 MCU ADIRU with IR 3 totally inoperative)
------------------	--

Ident.: MO-34-10-00008935.0001001 / 29 NOV 11

Applicable to: B-HSD, B-HSE, B-HSG, B-HSI, B-HSJ, B-HSK, B-HSL, B-HSM, B-HSN, B-HTD, B-HTE, B-HTF, B-HTG, B-HTH, B-HTI

GENERAL INFORMATION

For aircraft fitted with Honeywell 10 MCU ADIRU, disregard the characteristic speeds (Vls, F, S, Green Dot) displayed on the PFD. For characteristic speeds (Vls, F, S, Green Dot) determination, Refer to QRH/FPE-SPD Speeds. The “CHECK GW” (or “CHECK WEIGHT”) message may be displayed on the MCDU.

FLIGHT PREPARATION/LIMITATIONS


Maximum landing capability is CAT 3 SINGLE.

DURING COCKPIT PREPARATION

IR 3 mode selector..... OFF

Note:

1. The ADR 3 is consequently set to OFF.
2. The F/CTL MAINTENANCE message is displayed on the STATUS SD page.

 DRAGONAIR A320/A321 MINIMUM EQUIPMENT LIST	MEL OPERATIONAL PROCEDURES 34 - NAVIGATION 34-10 - Air Data/Inertial Reference System (ADIRS)
---	---

34-10-07A	IR 3 (for aircraft with Honeywell 10 MCU ADIRU with IR 3 totally inoperative)
------------------	--

Ident.: MO-34-10-00008935.0002001 / 29 NOV 11

Applicable to: B-HSO, B-HSP, B-HSQ, B-HSR

GENERAL INFORMATION

For aircraft fitted with Honeywell 10 MCU ADIRU, disregard the characteristic speeds (Vls, F, S, Green Dot) displayed on the PFD. For characteristic speeds (Vls, F, S, Green Dot) determination, Refer to *QRH/FPE-SPD Speeds*. The “CHECK GW” (or “CHECK WEIGHT”) message may be displayed on the MCDU.

FLIGHT PREPARATION/LIMITATIONS

Maximum landing capability is CAT 3 SINGLE.

DURING COCKPIT PREPARATION

IR 3 pb-sw..... OFF

The F/CTL MAINTENANCE message is displayed on the STATUS SD page.

34-10-07B	IR 3 (for aircraft with Honeywell 10 MCU ADIRU with only NAV mode of IR 3 inoperative)
------------------	---

Ident.: MO-34-10-00008936.0001001 / 29 NOV 11

Applicable to: B-HSD, B-HSE, B-HSG, B-HSI, B-HSJ, B-HSL, B-HSM, B-HSN, B-HTD, B-HTE, B-HTF, B-HTG, B-HTH, B-HTI

FLIGHT PREPARATION/LIMITATIONS

Maximum landing capability is CAT 3 SINGLE.

DURING COCKPIT PREPARATION

- IR 3 mode selector ATT
- The heading must be entered through the CDU keyboard for the IR 3 and has to be frequently reset (*Refer to FCOM/PRO-ABN-34 IR ALIGNMENT IN ATT MODE (FCOM 3.02.34)*).

34-10-07B	IR 3 (for aircraft with Honeywell 10 MCU ADIRU with only NAV mode of IR 3 inoperative)
------------------	---


Ident.: MO-34-10-00008936.0002001 / 29 NOV 11

Applicable to: B-HSO, B-HSP, B-HSQ, B-HSR

FLIGHT PREPARATION/LIMITATIONS

Maximum landing capability is CAT 3 SINGLE.

Continued on the following page

 <p>DRAGONAIR A320/A321 MINIMUM EQUIPMENT LIST</p>	<p align="center">MEL OPERATIONAL PROCEDURES 34 - NAVIGATION 34-10 - Air Data/Inertial Reference System (ADIRS)</p>
--	---

Continued from the previous page

DURING COCKPIT PREPARATION

- IR 3 mode selector ATT
- The heading must be entered through the MCDU for the IR 3 and has to be frequently reset
(Refer to FCOM/PRO-ABN-34 IR ALIGNMENT IN ATT MODE (FCOM 3.02.34)).



DRAGONAIR

A320/A321


MINIMUM EQUIPMENT LIST

MEL OPERATIONAL PROCEDURES

34 - NAVIGATION

34-10 - Air Data/Inertial Reference System (ADIRS)

Intentionally left blank

 DRAGONAIR A320/A321 MINIMUM EQUIPMENT LIST	MEL OPERATIONAL PROCEDURES 34 - NAVIGATION 34-11 - Sensors
---	--

34-11-02A	CAPT Total Air Temperature (TAT) Sensor Element Connected to the ADR 1
------------------	---

Ident.: MO-34-11-00008937.0001001 / 29 NOV 11

Applicable to: ALL

Refer to OpsProc 31-07-02A Permanent Data Indications on the SD

34-11-03A	CAPT Total Air Temperature (TAT) Sensor Element Connected to the ADR 3
------------------	---

Ident.: MO-34-11-00008938.0001001 / 29 NOV 11

Applicable to: ALL

DURING COCKPIT PREPARATION

Check that the TAT is displayed on the SD permanent data.

34-11-04A	F/O Total Air Temperature (TAT) Sensor Element Connected to the ADR 2
------------------	--

Ident.: MO-34-11-00008939.0001001 / 29 NOV 11

Applicable to: ALL

Refer to OpsProc 31-07-02A Permanent Data Indications on the SD



DRAGONAIR

A320/A321


MINIMUM EQUIPMENT LIST

MEL OPERATIONAL PROCEDURES

34 - NAVIGATION

34-11 - Sensors

Intentionally left blank

 <p>DRAGONAIR A320/A321 MINIMUM EQUIPMENT LIST</p>	<p>MEL OPERATIONAL PROCEDURES 34 - NAVIGATION 34-21 - Altitude and Airspeed Standby Data</p>
--	--

34-21-03A	Standby IAS Indicator
------------------	------------------------------

Ident.: MO-34-21-00008940.0001001 / 11 MAR 10
 Applicable to: B-HSD, B-HSE, B-HSG, B-HSI, B-HSJ, B-HSK, B-HTD, B-HTE, B-HTF, B-HTG, B-HTH, B-HTI

DURING COCKPIT PREPARATION

Check of the AIR DATA, PFD/ND, and EIS DMC switching:

- AIR DATA SWITCHING selector..... CAPT 3
- Check that the display is normal on the CAPT PFD and the CAPT ND.
- AIR DATA SWITCHING selector..... F/O 3
- Check that the display is normal on the F/O PFD and the F/O ND.
- AIR DATA SWITCHING selector..... NORM
- EIS DMC SWITCHING selector..... CAPT 3
- Check that the display is normal on the CAPT PFD and the CAPT ND.
- EIS DMC SWITCHING selector..... F/O 3
- Check that the display is normal on the F/O PFD and the F/O ND.
- EIS DMC SWITCHING selector..... NORM
- CAPT PFD/ND XFR pb..... Press
- Check that the CAPT PFD and the CAPT ND images are exchanged.
- CAPT PFD/ND XFR pb..... Press
- F/O PFD/ND XFR pb..... Press
- Check that the F/O PFD and the F/O ND images are exchanged.
- F/O PFD/ND XFR pb..... Press



DRAGONAIR

A320/A321


MINIMUM EQUIPMENT LIST

MEL OPERATIONAL PROCEDURES

34 - NAVIGATION

34-21 - Altitude and Airspeed Standby Data

Intentionally left blank

 <p>DRAGONAIR A320/A321 MINIMUM EQUIPMENT LIST</p>	<p>MEL OPERATIONAL PROCEDURES 34 - NAVIGATION 34-22 - Attitude and Heading Standby Data</p>
--	---

34-22-01B	Standby Compass Indicator
------------------	----------------------------------

Ident.: MO-34-22-00008941.0001001 / 11 MAR 10

Applicable to: ALL

DURING COCKPIT PREPARATION

Check of the ATT HDG, PFD/ND, and EIS DMC switching:

- ATT HDG SWITCHING selector..... CAPT 3
- Check that the display is normal on the CAPT PFD, the CAPT ND, and the RMI VOR.
- ATT HDG SWITCHING selector..... F/O 3
- Check that the display is normal on the F/O PFD and the F/O ND.
- ATT HDG SWITCHING selector..... NORM
- EIS DMC SWITCHING selector..... CAPT 3
- Check that the display is normal on the CAPT PFD and the CAPT ND.
- EIS DMC SWITCHING selector..... F/O 3
- Check that the display is normal on the F/O PFD and the F/O ND.
- EIS DMC SWITCHING selector..... NORM
- CAPT PFD/ND XFR pb..... Press
- Check that the CAPT PFD and the CAPT ND images are exchanged.
- CAPT PFD/ND XFR pb..... Press
- F/O PFD/ND XFR pb..... Press
- Check that the F/O PFD and the F/O ND images are exchanged.
- F/O PFD/ND XFR pb..... Press

34-22-03B	Standby Horizon Indicator
------------------	----------------------------------

Ident.: MO-34-22-00008942.0001001 / 11 MAR 10

Applicable to: B-HSD, B-HSE, B-HSG, B-HSI, B-HSJ, B-HSK, B-HTD, B-HTE, B-HTF, B-HTG, B-HTH, B-HTI

FLIGHT PREPARATION/LIMITATIONS

Maximum landing capability is CAT 1.



DRAGONAIR

A320/A321


MINIMUM EQUIPMENT LIST

MEL OPERATIONAL PROCEDURES

34 - NAVIGATION

34-22 - Attitude and Heading Standby Data

Intentionally left blank

 DRAGONAIR A320/A321 MINIMUM EQUIPMENT LIST	MEL OPERATIONAL PROCEDURES 34 - NAVIGATION 34-23 - Integrated Standby Instrument System (ISIS)
--	--

34-23-04B	ISIS Attitude Indication
------------------	---------------------------------

Ident.: MO-34-23-00008943.0002001 / 29 NOV 11
Applicable to: B-HSL, B-HSM, B-HSN, B-HSO, B-HSP, B-HSQ, B-HSR

FLIGHT PREPARATION/LIMITATIONS
Maximum landing capability is CAT 1.



DRAGONAIR

A320/A321


MINIMUM EQUIPMENT LIST

MEL OPERATIONAL PROCEDURES

34 - NAVIGATION

34-23 - Integrated Standby Instrument System (ISIS)

Intentionally left blank

 DRAGONAIR A320/A321 MINIMUM EQUIPMENT LIST	MEL OPERATIONAL PROCEDURES 34 - NAVIGATION 34-30 - Landing and Taxiing Aid
---	--

34-30-04A	Instrument Landing System (ILS)
------------------	--

Ident.: MO-34-30-00008944.0001001 / 11 MAR 10

Applicable to: ALL

FLIGHT PREPARATION/LIMITATIONS

- **When one ILS is inoperative:**
Maximum landing capability is ILS CAT 1.
- **When both ILS are inoperative:**
CAT 1 ILS approaches are not permitted.



DRAGONAIR

A320/A321


MINIMUM EQUIPMENT LIST

MEL OPERATIONAL PROCEDURES

34 - NAVIGATION

34-30 - Landing and Taxiing Aid

Intentionally left blank

 <p>DRAGONAIR A320/A321 MINIMUM EQUIPMENT LIST</p>	<p align="center">MEL OPERATIONAL PROCEDURES 34 - NAVIGATION 34-40 - GPWS/TAWS, Radio Altimeter, TCAS, Weather Radar</p>
---	--

34-40-02A	Radio Altimeter Automatic Callout
------------------	--

Ident.: MO-34-40-00008946.0001001 / 17 SEP 10

Applicable to: ALL

FLIGHT PREPARATION/LIMITATIONS

Maximum landing capability is CAT 2 without autoland.

34-40-03A	Radio Altimeter System
------------------	-------------------------------

Ident.: MO-34-40-00008947.0001001 / 11 MAR 10

Applicable to: ALL

FLIGHT PREPARATION/LIMITATIONS

Maximum landing capability is CAT 2.

The F/CTL MAINTENANCE message is displayed on the STATUS SD page.

DURING COCKPIT PREPARATION

■ If RA 1 is inoperative:

COM NAV/RAD ALTM/1 (121VU K11) C/B..... Pull

■ If RA 2 is inoperative:

COM NAV/RAD ALTM/2 (121VU K12) C/B..... Pull

34-40-07A	PULL UP-GPWS pb-sw
------------------	---------------------------

Ident.: MO-34-40-00008949.0002001 / 29 NOV 11

Applicable to: ALL

DURING COCKPIT PREPARATION

Check of the GPWS (or TAWS) aural and visual warnings:

- PULL UP – GPWS pb-sw (operative).....Press
- Check that the GPWS (or the TAWS) aural and visual warnings are operative. *Refer to FCOM/DSC-34-70 GPWS (FCOM 1.34.70).*



DRAGONAIR

A320/A321


MINIMUM EQUIPMENT LIST

MEL OPERATIONAL PROCEDURES

34 - NAVIGATION

34-40 - GPWS/TAWS, Radio Altimeter, TCAS, Weather Radar

Intentionally left blank

 <p>DRAGONAIR A320/A321 MINIMUM EQUIPMENT LIST</p>	<p align="center">MEL OPERATIONAL PROCEDURES 35 - OXYGEN 35-07 - Indications on the DOOR/OXY SD page</p>
--	--

35-07-01A	Crew OXY High Pressure Indication on the <u>DOOR/OXY</u> SD page
------------------	---

Ident.: MO-35-07-20802049.9001001 / 29 NOV 11

Applicable to: ALL

DURING COCKPIT PREPARATION

- **After application of the maintenance procedure:**

Check that the oxygen pressure is sufficient for the intended flight. *Refer to FCOM/LIM-35 Cockpit Fixed Oxygen System (FCOM 3.01.35).*

35-07-02A	Crew Oxygen REGUL LO PR Indication on the <u>DOOR/OXY</u> SD page
------------------	--

Ident.: MO-35-07-00008924.0001001 / 11 MAR 10

Applicable to: ALL

GENERAL INFORMATION

On the DOOR/OXY SD page, disregard the REGUL LO PR indication and the associated OXY indication.



DRAGONAIR

A320/A321


MINIMUM EQUIPMENT LIST

MEL OPERATIONAL PROCEDURES

35 - OXYGEN

35-07 - Indications on the DOOR/OXY SD page

Intentionally left blank

 <p>DRAGONAIR A320/A321 MINIMUM EQUIPMENT LIST</p>	<p>MEL OPERATIONAL PROCEDURES 35 - OXYGEN 35-10 - Crew Oxygen</p>
--	---

35-10-03A	Exterior Crew Oxygen Overpressure Indicator Disc (Green Disc)
------------------	--

Ident.: MO-35-10-00008910.0001001 / 11 MAR 10

Applicable to: ALL

DURING COCKPIT PREPARATION

Before the first flight of each day, check that the oxygen pressure does not decrease:

On the DOOR/OXY SD page, check the OXY pressure indication twice.

A 15 min interval must be applied between both checks.



DRAGONAIR

A320/A321


MINIMUM EQUIPMENT LIST

MEL OPERATIONAL PROCEDURES

35 - OXYGEN

35-10 - Crew Oxygen

Intentionally left blank

 DRAGONAIR A320/A321 MINIMUM EQUIPMENT LIST	MEL OPERATIONAL PROCEDURES 35 - OXYGEN 35-20 - Passenger Oxygen
---	---

35-20-01B	Passenger Oxygen Unit
------------------	------------------------------

Ident.: MO-35-20-00008911.0001001 / 29 NOV 11

Applicable to: ALL

FLIGHT PREPARATION/LIMITATIONS

The system must be operative on the HKG-KTM/DAC-HKG route, however, individual modules may be inoperative on this route provided that the seats are:

- a. not occupied and
- b. placarded.



DRAGONAIR

A320/A321


MINIMUM EQUIPMENT LIST

MEL OPERATIONAL PROCEDURES

35 - OXYGEN

35-20 - Passenger Oxygen

Intentionally left blank

 <p>DRAGONAIR A320/A321 MINIMUM EQUIPMENT LIST</p>	<p align="center">MEL OPERATIONAL PROCEDURES 36 - PNEUMATIC 36-00 - MAINTENANCE Message on the STATUS SD page</p>
--	---

<p>36-00-01B 36-00-01C</p>	<p align="center">AIR BLEED <u>MAINTENANCE</u> Message</p>
--	---

Ident.: MO-36-00-00008866.0002001 / 29 NOV 11
Applicable to: ALL

DURING COCKPIT PREPARATION

- ENG (affected side) BLEED pb-sw OFF
 - PACK (affected side) pb-sw OFF
 - X BLEED selector SHUT
- **If the LH side is affected:**
- APU BLEED pb-sw OFF
- Note:* *The use of the APU bleed air supply system for Main Engine Start is permitted.*

IN FLIGHT

- **In the case of failure of the remaining engine bleed air supply system, or in the case of failure of the associated engine:**
 - Apply the associated ECAM procedure, then
 - *Refer to QRH/ABN-36 AIR DUAL BLEED FAULT (FCOM 3.02.36).*



DRAGONAIR

A320/A321


MINIMUM EQUIPMENT LIST

MEL OPERATIONAL PROCEDURES

36 - PNEUMATIC

36-00 - MAINTENANCE Message on the STATUS SD page

Intentionally left blank

 DRAGONAIR A320/A321 MINIMUM EQUIPMENT LIST	MEL OPERATIONAL PROCEDURES 36 - PNEUMATIC 36-11 - Engine Bleed Air Supply System
--	--

36-11-01E	Engine Bleed Air Supply System (non-ETOPS flights)
------------------	---

Ident.: MO-36-11-20802050.9001001 / 29 NOV 11
Applicable to: ALL

AFTER ENGINE START

- Refer to FCOM/OEB 203 (*AIR ENG (affected) BLEED FAULT* and *AIR ENG (affected) BLEED ABNORM (FCOM 3.02.36) PR*)
- Consider the severity of forecast icing conditions, if any (The wing anti-ice will be lost if the remaining engine bleed air supply system becomes inoperative).

FOR TAKEOFF

Consider selecting the air conditioning packs OFF or the APU bleed air supply system ON.

AFTER TAKEOFF

If the APU has been used to supply the air conditioning during the takeoff, set the APU BLEED pb-sw to OFF.

IN FLIGHT

- **If Wing Anti-Ice is required:**
PACK (affected side) pb-sw OFF
- **In the case of failure of the remaining engine bleed air supply system, or in the case of failure of the associated engine:**
 - Apply the associated ECAM procedure, then
 - Refer to QRH/ABN-36 *AIR DUAL BLEED FAULT*

36-11-01F	Engine Bleed Air Supply System (ETOPS flights)
------------------	---

Ident.: MO-36-11-20802051.9001001 / 29 NOV 11
Applicable to: ALL

FLIGHT PREPARATION/LIMITATIONS

APU fuel consumption with the APU ON (APU GEN OFF and APU BLEED OFF):

	APU ON (IDLE)						
FL	GND	100	200	315	354	370	390
KG/H	80	60	42	28	24	22	20
LB/H	176	132	93	62	53	49	44

Continued on the following page



DRAGONAIR

A320/A321
MINIMUM EQUIPMENT LIST

MEL OPERATIONAL PROCEDURES

36 - PNEUMATIC

36-11 - Engine Bleed Air Supply System

Continued from the previous page

AFTER ENGINE START

- Refer to FCOM/OEB 203 (AIR ENG (affected) BLEED FAULT and AIR ENG (affected) BLEED ABNORM PR) (FCOM 3.02.36)
- Consider the severity of forecast icing conditions, if any (The wing anti-ice will be lost if the remaining engine bleed air supply system becomes inoperative).

BEFORE TAKEOFF

APU MASTER SW pb-sw ON

FOR TAKEOFF

Consider selecting the air conditioning packs OFF or the APU bleed air supply system ON.

AFTER TAKEOFF

If the APU has been used to supply the air conditioning during the takeoff, set the APU BLEED pb-sw to OFF.

IN FLIGHT

- **In the case of failure of the remaining engine bleed air supply system, or in the case of failure of the associated engine:**

- Apply the associated ECAM procedure, then
- Refer to QRH/ABN-36 AIR DUAL BLEED FAULT

36-11-06B

Engine Bleed IP Check Valve

Ident.: MO-36-11-00008870.0001001 / 11 MAR 10

Applicable to: ALL

DURING TAXI

When the engines operate in idle thrust:

- ENG (affected side) BLEED pb-sw.....OFF
- X BLEED selector..... OPEN


- **If wing anti-ice is required:**

One PACK pb-sw..... OFF

DURING TAKEOFF, CLIMB, AND CRUISE

- ENG (affected side) BLEED pb-sw..... On
- X BLEED selector..... AUTO

Continued on the following page

 <p>DRAGONAIR A320/A321 MINIMUM EQUIPMENT LIST</p>	<p>MEL OPERATIONAL PROCEDURES 36 - PNEUMATIC 36-11 - Engine Bleed Air Supply System</p>
--	---

Continued from the previous page

DURING DESCENT

When the engines operate in idle thrust:

- ENG (affected side) BLEED pb-sw.....OFF
- X BLEED selector..... OPEN

● **If wing anti-ice is required:**

One PACK pb-sw..... OFF

36-11-07B	Engine Bleed HP Valve
------------------	------------------------------

Ident.: MO-36-11-00008872.0001001 / 29 NOV 11

Applicable to: ALL

Refer to OpsProc 36-11-06B Engine Bleed IP Check Valve

Note: *When APU bleed is not available, start engine with serviceable HP bleed first.*



DRAGONAIR

A320/A321


MINIMUM EQUIPMENT LIST

MEL OPERATIONAL PROCEDURES

36 - PNEUMATIC

36-11 - Engine Bleed Air Supply System

Intentionally left blank

 <p>DRAGONAIR A320/A321 MINIMUM EQUIPMENT LIST</p>	<p>MEL OPERATIONAL PROCEDURES 36 - PNEUMATIC 36-12 - APU Bleed Air Supply and Crossbleed Systems</p>
--	--

36-12-02B	APU Bleed Valve
------------------	------------------------

Ident.: MO-36-12-00008878.0001001 / 11 MAR 10

Applicable to: ALL

ON GROUND OR IN FLIGHT

- **When the APU runs:**
APU BLEED pb-sw..... ON
- **After APU shutdown:**
APU BLEED pb-sw..... Off

36-12-04A	Automatic control of the X Bleed Valve
------------------	---

Ident.: MO-36-12-00008879.0001001 / 12 MAR 10

Applicable to: ALL

DURING COCKPIT PREPARATION

Check of the manual control of the X BLEED valve:

- X BLEED selector..... OPEN
- On the BLEED, check that the cross bleed valve is indicated open.
- X BLEED selector..... SHUT
- On the BLEED, check that the cross bleed valve is indicated closed.
- X BLEED selector..... AUTO



DRAGONAIR

A320/A321


MINIMUM EQUIPMENT LIST

MEL OPERATIONAL PROCEDURES

36 - PNEUMATIC

36-12 - APU Bleed Air Supply and Crossbleed Systems

Intentionally left blank

 <p>DRAGONAIR A320/A321 MINIMUM EQUIPMENT LIST</p>	<p>MEL OPERATIONAL PROCEDURES 36 - PNEUMATIC 36-22 - Leak Detection Loop</p>
--	--

36-22-01B	Pylon Leak Detection System
------------------	------------------------------------

Ident.: MO-36-22-00008881.0001001 / 29 NOV 11

Applicable to: B-HSD, B-HSE, B-HSG, B-HSI, B-HSJ, B-HSK, B-HSL, B-HSM, B-HSN, B-HTD, B-HTE, B-HTF, B-HTG, B-HTH, B-HTI

DURING COCKPIT PREPARATION

- ENG (affected side) BLEED pb-sw OFF
 - PACK (affected side) pb-sw OFF
 - X BLEED selector SHUT
- **If the LH side is affected:**
- APU BLEED pb-sw OFF

Note: The use of the APU bleed air supply system for Main Engine Start is permitted.

IN FLIGHT

- **In the case of failure of the remaining engine bleed air supply system, or in the case of failure of the associated engine:**
- Apply the associated ECAM procedure, then
 - Refer to QRH/ABN-36 AIR DUAL BLEED FAULT (FCOM 3.02.36).



DRAGONAIR

A320/A321


MINIMUM EQUIPMENT LIST

MEL OPERATIONAL PROCEDURES

36 - PNEUMATIC

36-22 - Leak Detection Loop

Intentionally left blank

 DRAGONAIR A320/A321 MINIMUM EQUIPMENT LIST	MEL OPERATIONAL PROCEDURES 49 - AIRBORNE AUXILIARY POWER 49-10 - Power Plant
---	--

49-10-01A 49-10-01B 49-10-01C	Power Plant (APU)
--	--------------------------

Ident.: MO-49-10-00008864.0001001 / 11 MAR 10
Applicable to: ALL

GENERAL INFORMATION

No APU bleed air will be available for Main Engine Start (MES) or air conditioning.
No electrical power will be available from the APU generator.

DURING COCKPIT PREPARATION

APU MASTER SW pb-sw.....Off



DRAGONAIR

A320/A321


MINIMUM EQUIPMENT LIST

MEL OPERATIONAL PROCEDURES

49 - AIRBORNE AUXILIARY POWER

49-10 - Power Plant

Intentionally left blank

 DRAGONAIR A320/A321 MINIMUM EQUIPMENT LIST	MEL OPERATIONAL PROCEDURES 52 - DOORS 52-01 - Overhead Panels 52-01-01 - CKPT DOOR CONT Normal Overhead Panel
---	--

52-01-01-01A 52-01-01-02A	LEDs on the CKPT DOOR CONT Overhead Panel
--	--

Ident.: MO-52-01-01-20801635.9001001 / 29 NOV 11

Applicable to: ALL

FLIGHT PREPARATION/LIMITATIONS

Check that the FAULT light on Cockpit Door panel comes on when lamp test is performed by setting the ANN LT switch on the TEST position.

52-01-01-03A 52-01-01-03B	Pressure Rate Sensor on the CKPT DOOR CONT Overhead Panel
--	--

Ident.: MO-52-01-01-20801726.9001001 / 29 NOV 11

Applicable to: ALL

FLIGHT PREPARATION/LIMITATIONS

Any part of the CDLS may be inoperative provided the complete system is deactivated in the unlocked position and the Deadbolt is used



DRAGONAIR

A320/A321

MINIMUM EQUIPMENT LIST


MEL OPERATIONAL PROCEDURES

52 - DOORS

52-01 - Overhead Panels

52-01-01 - CKPT DOOR CONT Normal Overhead Panel

Intentionally left blank

 <p>DRAGONAIR A320/A321 MINIMUM EQUIPMENT LIST</p>	<p align="center">MEL OPERATIONAL PROCEDURES 52 - DOORS 52-07 - Indications on the DOOR/OXY SD page</p>
--	---

52-07-01A	Passenger Door Permanently Indicated Open on the DOOR/OXY SD page (SLIDE ARMED light operative)
-----------	--

Ident.: MO-52-07-00008846.0001001 / 29 NOV 11

Applicable to: B-HSD, B-HSE, B-HSG, B-HSI, B-HSJ, B-HSK, B-HSL, B-HSM, B-HSN, B-HSP, B-HSQ, B-HSR

GENERAL INFORMATION

If passenger doors are affected, indications on the PTP or the FAP may be affected.
 If passenger doors are affected, the time recorded in the ACARS movement report may be wrong.

AFTER ENGINE START

● **In the case of false door alert:**
 EMER CANC pb Press

Note: the limitation MAX FL : 100/MEA remains displayed on the STATUS SD page.

BEFORE TAKEOFF

CAUTION

The T.O CONFIG pb must be maintained pressed to check that there is no alert.

- T.O CONFIG pb Press
In the T.O MEMO, the "T.O CONFIG NORMAL" line will not replace the "T.O CONFIG . . TEST" line.

- Consider normal configuration for takeoff provided that no alert was displayed during the T.O CONFIG TEST.

52-07-01A	Passenger Door/Emergency Exit Permanently Indicated Open on the DOOR/OXY SD page (SLIDE ARMED light operative)
-----------	---

Ident.: MO-52-07-00008846.0004001 / 29 NOV 11

Applicable to: B-HTD, B-HTE, B-HTF, B-HTG, B-HTH, B-HTI

GENERAL INFORMATION


If passenger doors/emergency exits are affected, indications on the PTP or the FAP may be affected.
 If passenger doors are affected, the time recorded in the ACARS movement report may be wrong.

AFTER ENGINE START

● **In the case of false door alert:**
 EMER CANC pb Press

Note: the limitation MAX FL : 100/MEA remains displayed on the STATUS SD page.

Continued on the following page

 <p>DRAGONAIR A320/A321 MINIMUM EQUIPMENT LIST</p>	<p align="center">MEL OPERATIONAL PROCEDURES 52 - DOORS 52-07 - Indications on the DOOR/OXY SD page</p>
--	---

Continued from the previous page

BEFORE TAKEOFF

CAUTION	The T.O CONFIG pb must be maintained pressed to check that there is no alert.
----------------	---

- T.O CONFIG pbPress
In the T.O MEMO, the "T.O CONFIG NORMAL" line will not replace the "T.O CONFIG . . TEST" line.
- Consider normal configuration for takeoff provided that no alert was displayed during the T.O CONFIG TEST.

52-07-01B 52-07-01C 52-07-01D	Passenger Door Permanently Indicated Open on the <u>DOOR/OXY</u> SD page (SLIDE ARMED light may be permanently illuminated)
-------------------------------------	--

Ident.: MO-52-07-00008847.0001001 / 29 NOV 11

Applicable to: B-HSD, B-HSE, B-HSG, B-HSI, B-HSJ, B-HSK, B-HSL, B-HSM, B-HSN, B-HSO, B-HSP, B-HSQ, B-HSR

GENERAL INFORMATION

If passenger doors are affected, indications on the PTP or the FAP may be affected.
If passenger doors are affected, the time recorded in the ACARS movement report may be wrong.
The SLIDE ARMED light on passenger doors may be permanently illuminated.


AFTER ENGINE START

- **In the case of false door alert:**
EMER CANC pb Press
Note: the limitation MAX FL : 100/MEA remains displayed on the STATUS SD page.

BEFORE TAKEOFF

CAUTION	The T.O CONFIG pb must be maintained pressed to check that there is no alert.
----------------	---

- T.O CONFIG pbPress
In the T.O MEMO, the "T.O CONFIG NORMAL" line will not replace the "T.O CONFIG . . TEST" line.
- Consider normal configuration for takeoff provided that no alert was displayed during the T.O CONFIG TEST.

 <p>DRAGONAIR A320/A321 MINIMUM EQUIPMENT LIST</p>	<p align="center">MEL OPERATIONAL PROCEDURES 52 - DOORS 52-07 - Indications on the DOOR/OXY SD page</p>
--	---

<p>52-07-01B 52-07-01C 52-07-01D</p>	<p align="center">Passenger Door/Emergency Exit Permanently Indicated Open on the <u>DOOR/OXY</u> SD page (SLIDE ARMED light may be permanently illuminated)</p>
---	---

Ident.: MO-52-07-00008847.0004001 / 29 NOV 11
Applicable to: B-HTD, B-HTE, B-HTF, B-HTG, B-HTH, B-HTI

GENERAL INFORMATION

If passenger doors/emergency exits are affected, indications on the PTP or the FAP may be affected.
If passenger doors are affected, the time recorded in the ACARS movement report may be wrong.
The SLIDE ARMED light on passenger doors/emergency exit may be permanently illuminated.

AFTER ENGINE START

- **In the case of false door alert:**
EMER CANC pb Press
Note: the limitation MAX FL : 100/MEA remains displayed on the STATUS SD page.

BEFORE TAKEOFF

CAUTION	The T.O CONFIG pb must be maintained pressed to check that there is no alert.
----------------	---


- T.O CONFIG pbPress
In the T.O MEMO, the "T.O CONFIG NORMAL" line will not replace the "T.O CONFIG . . TEST" line.
- Consider normal configuration for takeoff provided that no alert was displayed during the T.O CONFIG TEST.

<p>52-07-02A 52-07-02B</p>	<p align="center">Passenger Door Permanently Indicated Closed on the <u>DOOR/OXY</u> SD page</p>
--	---

Ident.: MO-52-07-00008848.0001001 / 29 NOV 11
Applicable to: B-HSD, B-HSE, B-HSG, B-HSI, B-HSJ, B-HSK, B-HSL, B-HSM, B-HSN, B-HSO, B-HSP, B-HSQ, B-HSR

GENERAL INFORMATION

If passenger doors are affected, indications on the PTP or the FAP may be affected.
If passenger doors are affected, the time recorded in the ACARS movement report may be wrong.

 DRAGONAIR A320/A321 MINIMUM EQUIPMENT LIST	MEL OPERATIONAL PROCEDURES 52 - DOORS 52-07 - Indications on the DOOR/OXY SD page
---	---

52-07-02A 52-07-02B	Passenger Door/Emergency Exit Permanently Indicated Closed on the <u>DOOR/OXY</u> SD page
--------------------------------------	--

Ident.: MO-52-07-00008848.0004001 / 29 NOV 11

Applicable to: B-HTD, B-HTE, B-HTF, B-HTG, B-HTH, B-HTI

GENERAL INFORMATION

If passenger doors/emergency exits are affected, indications on the PTP or the FAP may be affected.

If passenger doors are affected, the time recorded in the ACARS movement report may be wrong.

52-07-03A 52-07-03B 52-07-03C 52-07-03D	Overwing Emergency Exit Permanently Indicated Open on the <u>DOOR/OXY</u> SD page
--	--

Ident.: MO-52-07-00008849.0001001 / 29 NOV 11

Applicable to: B-HSD, B-HSE, B-HSG, B-HSI, B-HSJ, B-HSK, B-HSL, B-HSM, B-HSN, B-HSO, B-HSP, B-HSQ, B-HSR

GENERAL INFORMATION

Indications on the PTP or the FAP may be affected.


AFTER ENGINE START

- **In the case of false door alert:**
EMER CANC pb Press
Note: the limitation MAX FL : 100/MEA remains displayed on the STATUS SD page.

BEFORE TAKEOFF

CAUTION	The T.O CONFIG pb must be maintained pressed to check that there is no alert.
----------------	---

- T.O CONFIG pbPress
In the T.O MEMO, the "T.O CONFIG NORMAL" line will not replace the "T.O CONFIG . . TEST" line.
- Consider normal configuration for takeoff provided that no alert was displayed during the T.O CONFIG TEST.

 <p>DRAGONAIR A320/A321 MINIMUM EQUIPMENT LIST</p>	<p align="center">MEL OPERATIONAL PROCEDURES 52 - DOORS 52-07 - Indications on the DOOR/OXY SD page</p>
--	---

<p>52-07-04A 52-07-04B</p>	<p align="center">Overwing Emergency Exit Permanently Indicated Closed on the <u>DOOR/OXY</u> SD page</p>
--	--

Ident.: MO-52-07-00008850.0001001 / 29 NOV 11

Applicable to: B-HSD, B-HSE, B-HSG, B-HSI, B-HSJ, B-HSK, B-HSL, B-HSM, B-HSN, B-HSO, B-HSP, B-HSQ, B-HSR

GENERAL INFORMATION

Indications on the PTP or the FAP may be affected.

<p>52-07-05A</p>	<p align="center">Cargo Door Indication on the <u>DOOR/OXY</u> SD page</p>
-------------------------	---

Ident.: MO-52-07-00008851.0001001 / 29 NOV 11

Applicable to: B-HTD, B-HTE, B-HTF, B-HTG, B-HTH, B-HTI

GENERAL INFORMATION

- If cargo indication is inoperative due to a proximity switch failure:

The relevant cargo heating is inhibited. For livestock transportation refer to Part A 8.1.7.4.
Notify IOC that cargo heat is inoperative.

AFTER ENGINE START

- In the case of false door alert:


EMER CANC pb Press

Note: the limitation MAX FL : 100/MEA remains displayed on the STATUS SD page.

BEFORE TAKEOFF

CAUTION	The T.O CONFIG pb must be maintained pressed to check that there is no alert.
----------------	---

- T.O CONFIG pbPress
In the T.O MEMO, the "T.O CONFIG NORMAL" line will not replace the "T.O CONFIG . . TEST" line.
- Consider normal configuration for takeoff provided that no alert was displayed during the T.O CONFIG TEST.

 <p>DRAGONAIR A320/A321 MINIMUM EQUIPMENT LIST</p>	<p>MEL OPERATIONAL PROCEDURES 52 - DOORS 52-07 - Indications on the DOOR/OXY SD page</p>
---	--

52-07-05A	Cargo Door Indication on the <u>DOOR/OXY</u> SD page
------------------	---

Ident.: MO-52-07-00008851.9001002 / 29 NOV 11
 Applicable to: B-HSD, B-HSE, B-HSG, B-HSI, B-HSJ, B-HSL, B-HSM, B-HSN, B-HSO, B-HSP

AFTER ENGINE START

- **In the case of false door alert:**
 EMER CANC pb Press
Note: the limitation MAX FL : 100/MEA remains displayed on the STATUS SD page.

BEFORE TAKEOFF

CAUTION	The T.O CONFIG pb must be maintained pressed to check that there is no alert.
----------------	---

- T.O CONFIG pbPress
In the T.O MEMO, the "T.O CONFIG NORMAL" line will not replace the "T.O CONFIG . . TEST" line.
- Consider normal configuration for takeoff provided that no alert was displayed during the T.O CONFIG TEST.

52-07-06A	Avionics Compartment Access Door Indication on the <u>DOOR/OXY</u> SD page
------------------	---

Ident.: MO-52-07-00008852.0001001 / 29 NOV 11
 Applicable to: ALL


AFTER ENGINE START

- **In the case of false door alert:**
 EMER CANC pb..... Press
Note: the limitation MAX FL : 100/MEA remains displayed on the STATUS SD page.

BEFORE TAKEOFF

CAUTION	The T.O CONFIG pb must be maintained pressed to check that there is no alert.
----------------	---

- T.O CONFIG pb.....Press
In the T.O MEMO, the "T.O CONFIG NORMAL" line will not replace the "T.O CONFIG . . TEST" line.
- Consider normal configuration for takeoff provided that no alert was displayed during the T.O CONFIG TEST.

 DRAGONAIR A320/A321 MINIMUM EQUIPMENT LIST	MEL OPERATIONAL PROCEDURES 52 - DOORS 52-10 - Passenger/Crew Door
--	---

52-10-01A	Cabin Passenger Door
------------------	-----------------------------

Ident.: MO-52-10-20801657.9001001 / 29 NOV 11

Applicable to: B-HSD, B-HSE, B-HSG, B-HSI, B-HSJ, B-HSK, B-HSL, B-HSM, B-HSN, B-HSO, B-HSP

GENERAL

Use the following table for seating restrictions when operating with a passenger door exit or escape slide inoperative:

Table for Restricted Passenger Seating **A320 (8/150 Config.)**.

Inoperative Exit	Fwd Door	Fwd OR Aft Overwing Exit	Fwd AND Aft Overwing Exit (Note 1)	Aft Door
Max Pax Load	130	152	120	124
Zone X	34"	60"	60"	60
Zone Z	96	92"	60"	64"
Seats Blocked	28 seats in Zone X	2 seats in Zone X 4 seats in Zone Z	2 seats in Zone X 36 seats in Zone Z	2 seats in Zone X 32 seats in Zone Z

Note: 1. When a Dual Lane Offwing Slide is inoperative, both Overwing Exits on that side must be considered inoperative and the passenger load further reduced to that shown in this column.

2. For the purpose of seating restrictions the cabin is divided into the following zones:

Zone X : Passenger seats located on and forward of Overwing Exits at row 29 and 30.

Zone Y : Not applicable.

Zone Z : Passenger seats located aft of Overwing Exits from and including row 31.

3. Cabin Crew should modify evacuation instructions by nominating the following exits for passenger egress from the affected zones:

*Fwd Doors; **Overwing Exits; ***Aft Doors.

52-10-01A	Cabin Passenger Door
------------------	-----------------------------

Ident.: MO-52-10-20801657.9001003 / 29 NOV 11

Applicable to: B-HSQ, B-HSR

GENERAL

Use the following table for passenger seating restrictions when operating with passenger doors, emergency exits or escape slides inoperative.

This table is applicable to **A320 in 168 config (72 zone X, + 96 zone Z)**

Continued on the following page



DRAGONAIR

A320/A321
MINIMUM EQUIPMENT LIST

MEL OPERATIONAL PROCEDURES

52 - DOORS

52-10 - Passenger/Crew Door

Continued from the previous page

Inoperative Exit	Fwd Door	Aft Overwing Emerg Exit	BOTH Overwing Emerg Exits	Fwd Overwing Emerg Exit	Aft Door
Max Pax Load (MPAC)*	130	155	120	155	130
Pax capacity of Zone X	34	72	60	60	72
Pax capacity of Zone Z	96	83	60	95	58
Total Seats Blocked	38 seats in Zone X	13 seats in Zone Z	12 seats in Zone X 36 seats in Zone Z	12 seats in Zone X 1 seat in Zone Z	38 seats in Zone Z

Note: * MPAC = Maximum Permitted Aeroplane Capacity. MPAC is the sum of the capacity of the remaining operative exits.

1. For the purpose of seating restrictions the cabin is divided into the following zones:

Zone X : Passenger seats located on and forward of the Overwing Exits in row 32 and 33.

Zone Y : Not applicable.

Zone Z : Passenger seats located aft of Overwing Exits from and including row 34.

2. The configuration with both overwing exits treated as inoperative corresponds to an inoperative wing escape slide.

3. Cabin Crew should modify evacuation instructions by nominating the appropriate exits to be used for passenger egress.

52-10-01A

Cabin Passenger Door

Ident.: MO-52-10-20801657.9001002 / 29 NOV 11

Applicable to: B-HTD, B-HTE, B-HTF, B-HTG, B-HTH, B-HTI


GENERAL

Use the following table for seating restrictions when operating with a passenger door exit or escape slide inoperative:

Table for Restricted Passenger Seating **A321 (24/148 Config.)**.

Inoperative Exit	Door 1	Door 2	Door 3 (Note 1)	Door 4
Max Pax Load	170	139	139	134
Zone X	22"	24"	24	24
Zone Y	70	37"	55"	70

Continued on the following page

 DRAGONAIR A320/A321 MINIMUM EQUIPMENT LIST	MEL OPERATIONAL PROCEDURES 52 - DOORS 52-10 - Passenger/Crew Door
---	---

Continued from the previous page

Inoperative Exit	Door 1	Door 2	Door 3 (Note 1)	Door 4
Zone Z	78	78	60****	40***
Seats Blocked	2 seats in Zone X	33 seats in Zone Y	15 seats in Zone Y 18 seats in Zone Z	38 seats in Zone Z

- Note:
- For the purpose of seating restrictions the cabin is divided into the following zones:
Zone X : Passenger seats located forward of Doors 2.
Zone Y : Passenger seats located between Doors 2 and Doors 3.
Zone Z : Passenger seats located aft of Doors 3.
 - Cabin Crew should modify evacuation instructions by nominating the following exits for passenger egress from the affected zones:
*Doors 1; **Doors 2; ***Doors 3; ****Doors 4;

52-10-06A	DOOR PRESS LOW/CHECK DOOR PRESSURE Message on the PTP/FAP
------------------	--

Ident.: MO-52-10-20801659.9001001 / 29 NOV 11

Applicable to: ALL

FLIGHT PREPARATION/LIMITATIONS

Check pressure by direct reading on the emergency opening pressure bottle gauge. The pointer must be located in green, or yellow zone. If the pointer is located in the yellow zone, pressure assisted door emergency opening is still operative, but servicing must be envisaged at short notice.

If the pointer is located in the red zone, servicing is mandatory except if the associated door is considered inoperative, *Refer to OpsProc 52-10-01A Cabin Passenger Door*.



DRAGONAIR

A320/A321


MINIMUM EQUIPMENT LIST

MEL OPERATIONAL PROCEDURES

52 - DOORS

52-10 - Passenger/Crew Door

Intentionally left blank

 DRAGONAIR A320/A321 MINIMUM EQUIPMENT LIST	MEL OPERATIONAL PROCEDURES 52 - DOORS 52-30 - Cargo Door
---	--

52-30-07A	Cargo Door Open/Locked Indicator light
------------------	---

Ident.: MO-52-30-00009614.0001001 / 11 MAR 10

Applicable to: ALL

ON GROUND

- **When the Cargo Door Open/Locked Indicator light is inoperative, it is necessary to inform the ground personnel:**
 - To visually check that the affected cargo door is in the fully open position, with no downward movement after releasing the lever of the manual selector valve.
 - To visually check that the lever of the manual selector valve stays in the neutral position.



DRAGONAIR

A320/A321


MINIMUM EQUIPMENT LIST

MEL OPERATIONAL PROCEDURES

52 - DOORS

52-30 - Cargo Door

Intentionally left blank

 <p>DRAGONAIR A320/A321 MINIMUM EQUIPMENT LIST</p>	<p>MEL OPERATIONAL PROCEDURES 52 - DOORS 52-51 - Reinforced Cockpit Door (CDLS)</p>
--	---

52-51-03A	CDLS Buzzer
------------------	--------------------

Ident.: MO-52-51-20801671.9001001 / 29 NOV 11

Applicable to: ALL

FLIGHT PREPARATION/LIMITATIONS

Establish a protocol for cockpit access via the interphone system. Two persons must be permanently present in the cockpit throughout the flight.

52-51-04A	CDLS Keypad
------------------	--------------------

Ident.: MO-52-51-00008845.0001001 / 29 NOV 11

Applicable to: ALL

BEFORE THE FLIGHT

Before the flight: Cockpit crew will brief cabin crew that the keypad is inoperative. Alternate normal procedures will be established before departure in order to remind the cabin crew to use the cabin interphone to communicate with cockpit crew to request access to the cockpit.

IN FLIGHT

Two persons must be permanently present in the cockpit throughout the flight.

52-51-05A	CDLS Keypad Green and Red LEDs
------------------	---------------------------------------

Ident.: MO-52-51-20801673.9001001 / 29 NOV 11

Applicable to: ALL

FLIGHT PREPARATION/LIMITATIONS

Push the door manually to confirm that the door is locked or unlocked.

52-51-06C	CDLS Door Release Strike (Catch, Spring, Solenoid, Bolt)
------------------	---

Ident.: MO-52-51-20801682.9001001 / 29 NOV 11

Applicable to: ALL

FLIGHT PREPARATION/LIMITATIONS

An additional authorised person must be carried in the cockpit to assist with the door operation. Use Deadbolt to secure door and refer Vol.7.1.15 Cockpit Door Security. The initial return flight to Hong Kong may be made with the requirement for an additional person in the cockpit waived.



DRAGONAIR

A320/A321


MINIMUM EQUIPMENT LIST

MEL OPERATIONAL PROCEDURES

52 - DOORS

52-51 - Reinforced Cockpit Door (CDLS)

Intentionally left blank

 DRAGONAIR A320/A321 MINIMUM EQUIPMENT LIST	MEL OPERATIONAL PROCEDURES 52 - DOORS 52-53 - COCKPIT DOOR Panel on the Center Pedestal
--	---

52-53-01A	COCKPIT DOOR FAULT light
------------------	---------------------------------

Ident.: MO-52-53-20801685.9001001 / 29 NOV 11

Applicable to: ALL

FLIGHT PREPARATION/LIMITATIONS

Before the first flight under this item, check that with the COCKPIT DOOR toggle switch in the NORM position the three latches of the door are maintained in the lock position by visual check of the STRIKE LED's on the CKPT DOOR CONT panel.

52-53-02A	COCKPIT DOOR OPEN light
------------------	--------------------------------

Ident.: MO-52-53-20801687.9001001 / 29 NOV 11

Applicable to: ALL

FLIGHT PREPARATION/LIMITATIONS

Check that the three STRIKE LED's are not illuminated on the CKPT DOOR CONT panel to ensure the door is closed and locked.

52-53-03B	LOCK Function of the COCKPIT DOOR sw
------------------	---

Ident.: MO-52-53-20801690.9001001 / 29 NOV 11

Applicable to: ALL

FLIGHT PREPARATION/LIMITATIONS

Establish a protocol for cockpit access via the interphone. Two persons must be permanently present in the cockpit throughout the flight.

52-53-04B	UNLOCK Function of the COCKPIT DOOR sw
------------------	---

Ident.: MO-52-53-20801691.9001001 / 29 NOV 11

Applicable to: ALL

FLIGHT PREPARATION/LIMITATIONS

Establish a protocol for cockpit access via the interphone. Two persons must be permanently present in the cockpit throughout the flight.



DRAGONAIR

A320/A321


MINIMUM EQUIPMENT LIST

MEL OPERATIONAL PROCEDURES

52 - DOORS

52-53 - COCKPIT DOOR Panel on the Center Pedestal

Intentionally left blank

 DRAGONAIR A320/A321 MINIMUM EQUIPMENT LIST	MEL OPERATIONAL PROCEDURES 56 - WINDOWS 56-10 - Cockpit
---	--

56-10-01A 56-10-01B 56-10-01C 56-10-01D	Front Windshield
--	-------------------------

Ident.: MO-56-10-00008835.0001001 / 29 NOV 11

Applicable to: ALL

FLIGHT PREPARATION/LIMITATIONS

■ **When PF side is affected:**

Maximum landing capability is CAT 1

■ **When PM side is affected:**

Maximum landing capability is not affected and is still CAT 3 DUAL.



DRAGONAIR

A320/A321


MINIMUM EQUIPMENT LIST

MEL OPERATIONAL PROCEDURES

56 - WINDOWS

56-10 - Cockpit

Intentionally left blank

 <p>DRAGONAIR A320/A321 MINIMUM EQUIPMENT LIST</p>	<p>MEL OPERATIONAL PROCEDURES 73 - ENGINE FUEL AND CONTROL 73-20 - Controlling</p>
--	--

73-20-04A	EPR Control Mode
-----------	------------------

Ident.: MO-73-20-20802096.9001001 / 29 NOV 11

Applicable to: B-HSD, B-HSE, B-HSG, B-HSI

GENERAL INFORMATION

The autothrust function is inoperative.
 α floor is not available.
 β target is not available.

FLIGHT PREPARATION/LIMITATIONS

Takeoff performance:

- Input ACARS RTOW MEL code: 73-20-04A
- Perform takeoff using TOGA.

Single engine cruise:

See "N1 MODE THRUST CONTROL" in *Refer to FCOM/PER-THR-N1 MODE THRUST CONTROL (FCOM 3.05.06)*.

Go-Around performance:

See "N1 MODE THRUST CONTROL" in *Refer to FCOM/PER-THR-N1 MODE THRUST CONTROL (FCOM 3.05.06)*.

BEFORE ENGINE START

- ENG 1 N1 MODE pb-sw ON
- ENG 2 N1 MODE pb-sw ON

FOR TAKEOFF

Flexible takeoff is not permitted.

73-20-04A	EPR Control Mode
-----------	------------------

Ident.: MO-73-20-20802096.9001002 / 29 NOV 11

Applicable to: B-HTD, B-HTE, B-HTF

GENERAL INFORMATION

The autothrust function is inoperative.
 α floor is not available.
 β target is not available.

Continued on the following page



DRAGONAIR

A320/A321
MINIMUM EQUIPMENT LIST

MEL OPERATIONAL PROCEDURES

73 - ENGINE FUEL AND CONTROL

73-20 - Controlling

Continued from the previous page

FLIGHT PREPARATION/LIMITATIONS

Takeoff performance:

- Input ACARS RTOW MEL code: 73-20-04A
- Perform takeoff using TOGA.

Single engine cruise:

See "N1 MODE THRUST CONTROL" in *Refer to FCOM/PER-THR-N1 MODE THRUST CONTROL (FCOM 3.05.06).*

Go-Around performance:

See "N1 MODE THRUST CONTROL" in *Refer to FCOM/PER-THR-N1 MODE THRUST CONTROL (FCOM 3.05.06).*

BEFORE ENGINE START

- ENG 1 N1 MODE pb-sw ON
- ENG 2 N1 MODE pb-sw ON

FOR TAKEOFF

Flexible takeoff is not permitted.

73-20-04A

EPR Control Mode

Ident.: MO-73-20-20802096.9001003 / 29 NOV 11

Applicable to: B-HTG, B-HTH, B-HTI

GENERAL INFORMATION

The autothrust function is inoperative.

α floor is not available.

β target is not available.

Maximum landing capability is CAT 1.


FLIGHT PREPARATION/LIMITATIONS

Takeoff performance:

- Input ACARS RTOW MEL code: 73-20-04A
- Perform takeoff using TOGA.

Single engine cruise:

Continued on the following page

 <p>DRAGONAIR A320/A321 MINIMUM EQUIPMENT LIST</p>	<p align="center">MEL OPERATIONAL PROCEDURES 73 - ENGINE FUEL AND CONTROL 73-20 - Controlling</p>
--	---

Continued from the previous page

See "N1 MODE THRUST CONTROL" in *Refer to FCOM/PER-THR-N1 MODE THRUST CONTROL (FCOM 3.05.06).*

Go-Around performance:

See "N1 MODE THRUST CONTROL" in *Refer to FCOM/PER-THR-N1 MODE THRUST CONTROL (FCOM 3.05.06).*

BEFORE ENGINE START

- ENG 1 N1 MODE pb-sw ON
- ENG 2 N1 MODE pb-sw ON

FOR TAKEOFF

Flexible takeoff is not permitted.

The takeoff must be performed without FDs as follows:

- Set both FDs to OFF
- Select V2 on the FCU
- Acquire pitch attitude about 15 ° to maintain the speed target with two engines operative, about 12.5 ° in the case of an engine failure.

● **Above 100 ft AGL, when appropriate:**

- Set both FDs to ON (basic guidance modes engage)
- Engage OP CLB and select appropriate speed and lateral mode
- AP use as required.

● **When reaching the thrust reduction altitude :**

Set both thrust levers to CL detent.

● **When reaching the acceleration altitude :**

Resume normal acceleration and climb procedures.

Note: CLB or LVR CLB will not flash on the FMA as the A/THR is not available.

GO-AROUND

Note: To perform a manual Go-Around with no FD, the PF simultaneously announces his/her intention, disengages the AP, applies TOGA and initiates the rotation.

Continued on the following page



DRAGONAIR

A320/A321
MINIMUM EQUIPMENT LIST

MEL OPERATIONAL PROCEDURES

73 - ENGINE FUEL AND CONTROL

73-20 - Controlling

Continued from the previous page

The Go-Around must be performed without FDs as follows:

- Set AP (if engaged) to OFF
- Set both FDs (if engaged) to OFF
- Acquire pitch attitude about 15 ° to maintain the speed target with two engines operative, about 12.5 ° in the case of an engine failure.
- Adjust pitch to maintain VAPP.

● **When appropriate:**

- Set both FDs to ON (basic guidance modes engage)
- Engage OP CLB and select appropriate speed and lateral mode
- AP use as required.

● **When reaching the thrust reduction altitude :**

Set both thrust levers to CL detent.

● **When reaching the acceleration altitude :**

Resume normal acceleration and climb procedures.

Note: CLB or LVR CLB will not flash on the FMA as the A/THR is not available. FMS does not engage the GO AROUND phase.

73-20-04A

EPR Control Mode

Ident.: MO-73-20-20802096.9001004 / 29 NOV 11

Applicable to: B-HSJ, B-HSK, B-HSL, B-HSM, B-HSN, B-HSO, B-HSP, B-HSQ, B-HSR

GENERAL INFORMATION

The autothrust function is inoperative.

α floor is not available.

β target is not available.

Maximum landing capability is CAT 1.


FLIGHT PREPARATION/LIMITATIONS

Takeoff performance:

- Input ACARS RTOW MEL code: 73-20-04A
- Perform takeoff using TOGA.

Single engine cruise:

Continued on the following page

 <p>DRAGONAIR A320/A321 MINIMUM EQUIPMENT LIST</p>	<p align="center">MEL OPERATIONAL PROCEDURES 73 - ENGINE FUEL AND CONTROL 73-20 - Controlling</p>
--	---

Continued from the previous page

See "N1 MODE THRUST CONTROL" in *Refer to FCOM/PER-THR-N1 MODE THRUST CONTROL (FCOM 3.05.06).*

Go-Around performance:

See "N1 MODE THRUST CONTROL" in *Refer to FCOM/PER-THR-N1 MODE THRUST CONTROL (FCOM 3.05.06).*

BEFORE ENGINE START

- ENG 1 N1 MODE pb-sw ON
- ENG 2 N1 MODE pb-sw ON

FOR TAKEOFF

Flexible takeoff is not permitted.

The takeoff must be performed without FDs as follows:

- Set both FDs to OFF
- Select V2 on the FCU
- Acquire pitch attitude about 15 ° to maintain the speed target with two engines operative, about 12.5 ° in the case of an engine failure.

● **Above 100 ft AGL, when appropriate:**

- Set both FDs to ON (basic guidance modes engage)
- Engage OP CLB and select appropriate speed and lateral mode
- AP use as required.

● **When reaching the thrust reduction altitude :**

Set both thrust levers to CL detent.

● **When reaching the acceleration altitude :**

Resume normal acceleration and climb procedures.

Note: CLB or LVR CLB will not flash on the FMA as the A/THR is not available.

GO-AROUND

Note: To perform a manual Go-Around with no FD, the PF simultaneously announces his/her intention, disengages the AP, applies TOGA and initiates the rotation.

Continued on the following page



DRAGONAIR

A320/A321
MINIMUM EQUIPMENT LIST

MEL OPERATIONAL PROCEDURES

73 - ENGINE FUEL AND CONTROL

73-20 - Controlling

Continued from the previous page

The Go-Around must be performed without FDs as follows:

- Set AP (if engaged) to OFF
- Set both FDs (if engaged) to OFF
- Acquire pitch attitude about 15 ° to maintain the speed target with two engines operative, about 12.5 ° in the case of an engine failure.
- Adjust pitch to maintain VAPP.

● **When appropriate:**

- Set both FDs to ON (basic guidance modes engage)
- Engage OP CLB and select appropriate speed and lateral mode
- AP use as required.

● **When reaching the thrust reduction altitude :**

Set both thrust levers to CL detent.

● **When reaching the acceleration altitude :**

Resume normal acceleration and climb procedures.

Note: CLB or LVR CLB will not flash on the FMA as the A/THR is not available. FMS does not engage the GO AROUND phase.

73-20-05A

Minimum Idle on Ground

Ident.: MO-73-20-00008834.0008001 / 29 NOV 11

Applicable to: ALL

GENERAL INFORMATION


Continuous ignition is permanently ON.

Takeoff performance:

Input ACARS RTOW MEL code: 73-20-05A

Landing performance:

No penalty.

 <p>DRAGONAIR A320/A321 MINIMUM EQUIPMENT LIST</p>	<p align="center">MEL OPERATIONAL PROCEDURES 74 - IGNITION 74-07 - Indications on the ENGINE SD page</p>
--	--

74-07-01A	Selected Igniter Indication on the <u>ENGINE</u> SD page
------------------	---

Ident.: MO-74-07-00008832.0001001 / 18 MAR 10
Applicable to: ALL

AFTER ENGINE START

- **If engine 1 is affected:**
 - ENGINE/1 AND 2/IGN/SYS A (49VU A03) C/B..... PULL
 - ENGINE/IGN/ENG 1/ SYS A BAT (121VU P39) C/B..... PULL
 - ENGINE/IGN/ENG 1/ SYS B (121VU P41) C/B..... PULL
- **If engine 2 is affected:**
 - ENGINE/1 AND 2/IGN/SYS A (49VU A03) C/B..... PULL
 - ENGINE/IGN/ENG 2/ SYS A BAT (121VU P40) C/B..... PULL
 - ENGINE/IGN/ENG 2/ SYS B (121VU P42) C/B..... PULL

On the EWD, check that the ENG 1(2) A+B IGN FAULT alert is displayed.

- **If engine 1 is affected:**
 - ENGINE/1 AND 2/IGN/SYS A (49VU A03) C/B..... PUSH
 - ENGINE/IGN/ENG 1/ SYS A BAT (121VU P39) C/B..... PUSH
 - ENGINE/IGN/ENG 1/ SYS B (121VU P41) C/B..... PUSH
- **If engine 2 is affected:**
 - ENGINE/1 AND 2/IGN/SYS A (49VU A03) C/B..... PUSH
 - ENGINE/IGN/ENG 2/ SYS A BAT (121VU P40) C/B..... PUSH
 - ENGINE/IGN/ENG 2/ SYS B (121VU P42) C/B..... PUSH



DRAGONAIR

A320/A321


MINIMUM EQUIPMENT LIST

MEL OPERATIONAL PROCEDURES

74 - IGNITION

74-07 - Indications on the ENGINE SD page

Intentionally left blank

 DRAGONAIR A320/A321 MINIMUM EQUIPMENT LIST	MEL OPERATIONAL PROCEDURES 74 - IGNITION 74-31 - Ignition Starting and Continuous Relight
---	---

74-31-01A	Ignition System A
------------------	--------------------------

Ident.: MO-74-31-00008828.0002001 / 29 NOV 11

Applicable to: ALL

BEFORE ENGINE START

Manual engine start is recommended.

74-31-02A	Ignition System B
------------------	--------------------------

Ident.: MO-74-31-00008829.0004001 / 29 NOV 11

Applicable to: ALL

BEFORE ENGINE START

Manual engine start is recommended.



DRAGONAIR

A320/A321


MINIMUM EQUIPMENT LIST

MEL OPERATIONAL PROCEDURES

74 - IGNITION

74-31 - Ignition Starting and Continuous Relight

Intentionally left blank

 DRAGONAIR A320/A321 MINIMUM EQUIPMENT LIST	MEL OPERATIONAL PROCEDURES 78 - EXHAUST 78-30 - Thrust Reversers
---	--

78-30-01A	Thrust Reverser
------------------	------------------------

Ident.: MO-78-30-20802101.9001003 / 29 NOV 11

Applicable to: B-HSQ, B-HSR

FLIGHT PREPARATION/LIMITATIONS

Performance Adjustments:

Note: See table below if ACARS performance data is unavailable simplified charts are valid with thrust reverser inoperative on dry & wet runways.

	Runway State	Performance Adjustments
One Thrust Reverser Inoperative	Takeoff Dry, or Landing Dry, or Landing Wet	No performance adjustments necessary (basic performance data is computed without thrust reversers).
	Takeoff Wet, or Takeoff Contaminated, or Landing Contaminated	Use performance data computed with either: - All thrust reversers inoperative, or - One thrust reverser inoperative. On contaminated runway, increase required landing distance computed with one reverser inoperative by 55 m.

	Runway State	Performance Adjustments
Both Thrust Reversers Inoperative	Takeoff Dry, or Landing Dry, or Landing Wet	No performance adjustments necessary (basic performance data is computed without thrust reversers).
	Takeoff Wet, or Takeoff Contaminated, or Landing Contaminated	Use performance data computed with all thrust reversers inoperative.

DURING COCKPIT PREPARATION

- If the affected engine is fitted with the EEC Software standard SCN21:
 - After application of the maintenance procedure
and
When the FADEC have power:
Check that the ENG (AFFECTED SIDE) REVERSER FAULT alert is displayed on the EWD.

FOR TAKEOFF

Input ACARS RTOW MEL code : 78-30-01A

Continued on the following page



Continued from the previous page

During the takeoff briefing, the flight crew must review:

- The status of the thrust reversers, and
- The use of the thrust reversers

REJECTED TAKEOFF

Ensure that both engine thrust levers are set to IDLE detent, then:

● **If one thrust reverser is inoperative:**

Use both thrust levers when applying reverse thrust.

Note: ● **If the affected engine is not fitted with the EEC Software standard SCN21:**

ENG (AFFECTED SIDE) REVERSER FAULT alert is displayed on the EWD after selection of the reverse thrust.

● **If both thrust reversers are inoperative:**

Do not move the thrust levers to reverse.

IN FLIGHT

- **Should a failure occur with "LDG DIST PROC.....APPLY" message displayed on the STATUS SD page,**
and

Whatever the actual thrust reversers selection at landing:

To calculate the LDG DIST with the in-flight failure, use, as a conservative approach, the LDG DIST factors "WITHOUT REV" (*Refer to QRH/ABN-80 Miscellaneous-LDG CONF/APP SPD/LDG DIST FOLLOWING FAILURES*).

DURING APPROACH

During the approach briefing, the flight crew must review:

- The status of the thrust reversers, and
- The use of the thrust reversers

FOR LANDING


Insert ACARS Landing with REV=N.

Before the touchdown, ensure that both engine thrust levers are set to IDLE detent for the flare.

● **After touchdown, if one thrust reverser is inoperative:**

Use both thrust levers when applying reverse thrust.

Continued on the following page

 DRAGONAIR A320/A321 MINIMUM EQUIPMENT LIST	MEL OPERATIONAL PROCEDURES 78 - EXHAUST 78-30 - Thrust Reversers
---	--

Continued from the previous page

Note: ● **If the affected engine is not fitted with the EEC Software standard SCN21:**

ENG (AFFECTED SIDE) REVERSER FAULT alert is displayed on the EWD after selection of the reverse thrust.

Note: Upon selection of the thrust reverser a temporary increased thrust idle is commanded by the FADEC on the affected side.

● **After touchdown, if both thrust reversers are inoperative:**

Do not move the thrust levers to reverse.

78-30-01A	Thrust Reverser
------------------	------------------------

Ident.: MO-78-30-20802101.9001001 / 29 NOV 11

Applicable to: B-HSD, B-HSE, B-HSG, B-HSI, B-HSJ, B-HSK, B-HSL, B-HSM, B-HSN, B-HSO, B-HSP

FLIGHT PREPARATION/LIMITATIONS

Performance Adjustments:

Note: See table below if ACARS Performance Data is unavailable.

Simplified Charts are valid with Thrust Reverser inoperative on dry and wet runways.

	Runway State	Performance Adjustments
One Thrust Reverser Inoperative	Takeoff Dry, or Landing Dry, or Landing Wet	No performance adjustments necessary (basic performance data is computed without thrust reversers).
	Takeoff Wet, or Takeoff Contaminated, or Landing Contaminated	Use performance data computed with either: - All thrust reversers inoperative, or - One thrust reverser inoperative. On contaminated runway, increase required landing distance computed with one reverser inoperative by 55 m.

	Runway State	Performance Adjustments
Both Thrust Reversers Inoperative	Takeoff Dry, or Landing Dry, or Landing Wet	No performance adjustments necessary (basic performance data is computed without thrust reversers).
	Takeoff Wet, or Takeoff Contaminated, or Landing Contaminated	Use performance data computed with all thrust reversers inoperative.

Continued on the following page



DRAGONAIR

A320/A321
MINIMUM EQUIPMENT LIST

MEL OPERATIONAL PROCEDURES

78 - EXHAUST

78-30 - Thrust Reversers

Continued from the previous page

FOR TAKEOFF

Input ACARS RTOW MEL code : 78-30-01A

During the takeoff briefing, the flight crew must review:

- The status of the thrust reversers, and
- The use of the thrust reversers

REJECTED TAKEOFF

Ensure that both engine thrust levers are set to IDLE detent, then:

● **If one thrust reverser is inoperative:**

Use both thrust levers when applying reverse thrust.

Note: ENG (AFFECTED SIDE) REVERSER FAULT alert is displayed on the EWD after selection of the reverse thrust.

● **If both thrust reversers are inoperative:**

Do not move the thrust levers to reverse.

IN FLIGHT

- **Should a failure occur with "LDG DIST PROC.....APPLY" message displayed on the STATUS SD page,**
and

Whatever the actual thrust reversers selection at landing:

To calculate the LDG DIST with the in-flight failure, use, as a conservative approach, the LDG DIST factors "WITHOUT REV" (*Refer to QRH/ABN-80 Miscellaneous-LDG CONF/APP SPD/LDG DIST FOLLOWING FAILURES*).

DURING APPROACH

During the approach briefing, the flight crew must review:

- The status of the thrust reversers, and
- The use of the thrust reversers

FOR LANDING


Insert ACARS Landing with REV = N.

Before the touchdown, ensure that both engine thrust levers are set to IDLE detent for the flare.

● **After touchdown, if one thrust reverser is inoperative:**

Use both thrust levers when applying reverse thrust.

Continued on the following page

 DRAGONAIR A320/A321 MINIMUM EQUIPMENT LIST	MEL OPERATIONAL PROCEDURES 78 - EXHAUST 78-30 - Thrust Reversers
---	--

Continued from the previous page

Note: *ENG (AFFECTED SIDE) REVERSER FAULT alert is displayed on the EWD after selection of the reverse thrust.*

Note: *Upon selection of the Thrust Reverser a temporary increased Thrust IDLE is commanded by the FADEC on the affected side.*

● **After touchdown, if both thrust reversers are inoperative:**

Do not move the thrust levers to reverse.

78-30-01A	Thrust Reverser
------------------	------------------------

Ident.: MO-78-30-20802101.9001002 / 29 NOV 11

Applicable to: B-HTD, B-HTE, B-HTF, B-HTG, B-HTH, B-HTI

FLIGHT PREPARATION/LIMITATIONS

Performance Adjustments:

Note: *See table below if ACARS Performance Data is unavailable.
Simplified Charts are valid with Thrust Reverser inoperative on dry and wet runways.*

	Runway State	Performance Adjustments
One Thrust Reverser Inoperative	Takeoff Dry, or Landing Dry, or Landing Wet	No performance adjustments necessary (basic performance data is computed without thrust reversers).
	Takeoff Wet, or Takeoff Contaminated, or Landing Contaminated	Use performance data computed with either: - All thrust reversers inoperative, or - One thrust reverser inoperative. On contaminated runway, increase required landing distance computed with one reverser inoperative by 55 m.

	Runway State	Performance Adjustments
Both Thrust Reversers Inoperative	Takeoff Dry, or Landing Dry, or Landing Wet	No performance adjustments necessary (basic performance data is computed without thrust reversers).
	Takeoff Wet, or Takeoff Contaminated, or Landing Contaminated	Use performance data computed with all thrust reversers inoperative.

FOR TAKEOFF

Input ACARS RTOW MEL code : 78-30-01A

Continued on the following page



Continued from the previous page

During the takeoff briefing, the flight crew must review:

- The status of the thrust reversers, and
- The use of the thrust reversers

REJECTED TAKEOFF

Ensure that both engine thrust levers are set to IDLE detent, then:

● **If one thrust reverser is inoperative:**

Use both thrust levers when applying reverse thrust.

Note: ENG (AFFECTED SIDE) REVERSER FAULT alert is displayed on the EWD after selection of the reverse thrust.

● **If both thrust reversers are inoperative:**

Do not move the thrust levers to reverse.

IN FLIGHT

- **Should a failure occur with "LDG DIST PROC.....APPLY" message displayed on the STATUS SD page,**
and

Whatever the actual thrust reversers selection at landing:

To calculate the LDG DIST with the in-flight failure, use, as a conservative approach, the LDG DIST factors "WITHOUT REV" (*Refer to QRH/ABN-80 Miscellaneous-LDG CONF/APP SPD/LDG DIST FOLLOWING FAILURES*).

DURING APPROACH

During the approach briefing, the flight crew must review:

- The status of the thrust reversers, and
- The use of the thrust reversers

FOR LANDING

Insert ACARS Landing with REV = N.


Before the touchdown, ensure that both engine thrust levers are set to IDLE detent for the flare.

● **After touchdown, if one thrust reverser is inoperative:**

Use both thrust levers when applying reverse thrust.

For automatic roll-out with one thrust reverser inoperative, *Refer to FCOM/LIM 22-20 AUTOMATIC LANDING (FCOM 3.01.22)*.

Continued on the following page

 <p>DRAGONAIR A320/A321 MINIMUM EQUIPMENT LIST</p>	<p>MEL OPERATIONAL PROCEDURES 78 - EXHAUST 78-30 - Thrust Reversers</p>
--	---

Continued from the previous page

Note: *ENG (AFFECTED SIDE) REVERSER FAULT alert is displayed on the EWD after selection of the reverse thrust.*

Note: *Upon selection of the Thrust Reverser a temporary increased Thrust IDLE is commanded by the FADEC on the affected side.*

● **After touchdown, if both thrust reversers are inoperative:**

Do not move the thrust levers to reverse.



DRAGONAIR

A320/A321


MINIMUM EQUIPMENT LIST

MEL OPERATIONAL PROCEDURES

78 - EXHAUST

78-30 - Thrust Reversers

Intentionally left blank

 DRAGONAIR A320/A321 MINIMUM EQUIPMENT LIST	MEL OPERATIONAL PROCEDURES 79 - OIL 79-09 - ECAM Alerts
---	--

79-09-01A	ENG 1(2) OIL LO PR Alert
------------------	---------------------------------

Ident.: MO-79-09-00008824.0001001 / 11 MAR 10
Applicable to: ALL

AFTER ENGINE START

- If both engines are affected:**
RCDR GND CTL pb-sw.....CHECK ON



DRAGONAIR

A320/A321


MINIMUM EQUIPMENT LIST

MEL OPERATIONAL PROCEDURES

79 - OIL

79-09 - ECAM Alerts

Intentionally left blank

 DRAGONAIR A320/A321 MINIMUM EQUIPMENT LIST	MEL OPERATIONAL PROCEDURES 79 - OIL 79-20 - Distribution
---	--

79-20-01A	Air Cooled Oil Cooler (ACOC) Modulating Valve
------------------	--

Ident.: MO-79-20-00008822.0001001 / 11 MAR 10

Applicable to: ALL

BEFORE TAKEOFF

On the FUEL SD page, check that the fuel temperature in the inner tank is above -20 °C.



DRAGONAIR

A320/A321


MINIMUM EQUIPMENT LIST

MEL OPERATIONAL PROCEDURES

79 - OIL

79-20 - Distribution

Intentionally left blank

 <p>DRAGONAIR A320/A321 MINIMUM EQUIPMENT LIST</p>	<p>MEL OPERATIONAL PROCEDURES 80 - STARTING 80-11 - Pneumatic Starter and Valve System</p>
--	--

80-11-01A	Start Valve
------------------	--------------------

Ident.: MO-80-11-00008815.0001001 / 29 NOV 11

Applicable to: ALL

BEFORE ENGINE START

Refer to FCOM/PRO-SUP-70 Start Valve Manual Operation (FCOM 3.04.70)

Note: *Starter assisted engine relight is not possible.*



DRAGONAIR

A320/A321

MINIMUM EQUIPMENT LIST

MEL OPERATIONAL PROCEDURES

80 - STARTING

80-11 - Pneumatic Starter and Valve System

Intentionally left blank